



US00D631737S

(12) **United States Design Patent**
Haas

(10) **Patent No.:** **US D631,737 S**

(45) **Date of Patent:** **** Feb. 1, 2011**

(54) **CLIP FOR IDENTIFICATION BADGES**

(75) Inventor: **David J. Haas**, Suffern, NY (US)

(73) Assignee: **Tecco, Inc.**, Suffern, NY (US)

(**) Term: **14 Years**

(21) Appl. No.: **29/370,645**

(22) Filed: **Aug. 18, 2010**

(51) **LOC (9) Cl.** **08-08**

(52) **U.S. Cl.** **D8/395**

(58) **Field of Classification Search** D8/356,
D8/371, 394-396; D19/65, 34; D24/128;
24/570, 128, 67.9, 66.13; 248/74.2, 215,
248/227.1, 49, 300, 301, 316.7, 51, 489;
D11/214, 215, 78.1; 116/237

See application file for complete search history.

(56) **References Cited**

U.S. PATENT DOCUMENTS

763,303 A *	6/1904	Mayers	24/547
3,673,641 A *	7/1972	Lorber	24/67.9
4,011,673 A *	3/1977	Levine	40/641
D268,848 S *	5/1983	Lorber	D19/99
D293,337 S *	12/1987	Burgdorf	D19/65
4,914,791 A *	4/1990	Lorber	24/67.9
D315,675 S *	3/1991	Kennedy et al.	D8/395
D344,545 S *	2/1994	Tsai	D19/65
D356,116 S *	3/1995	Lorber	D19/65
D464,994 S *	10/2002	Rosen	D19/65
D465,525 S *	11/2002	Dilday	D19/65
D467,973 S *	12/2002	Rosen	D19/65
D468,357 S *	1/2003	Rosen	D19/65
D521,705 S *	5/2006	Kent	D32/54

D548,793 S *	8/2007	Oas	D19/65
D572,128 S *	7/2008	Poulsen et al.	D8/395
D572,129 S *	7/2008	Keays	D8/395
D615,263 S *	5/2010	Kent	D32/54
D618,671 S *	6/2010	Hou	D14/223

* cited by examiner

Primary Examiner—Celia A Murphy
Assistant Examiner—John Windmuller
(74) *Attorney, Agent, or Firm*—Michael Zall

(57) **CLAIM**

I claim the ornamental design for a clip for identification badges, as shown.

DESCRIPTION

FIG. 1 is a front perspective view of a clip for identification badges showing my new design in use;

FIG. 2 is a front perspective view of a clip for identification badges showing my new design;

FIG. 3 is a rear perspective view thereof;

FIG. 4 is a front plan view thereof;

FIG. 5 is side view thereof, with the other side being identical thereto;

FIG. 6 is a back plan view thereof; and

FIG. 7 is a top view thereof; and,

FIG. 8 is a bottom view thereof.

The broken line showing of an identification badge in FIG. 1 depicts environmental subject matter only and forms no part of the claimed design.

1 Claim, 7 Drawing Sheets

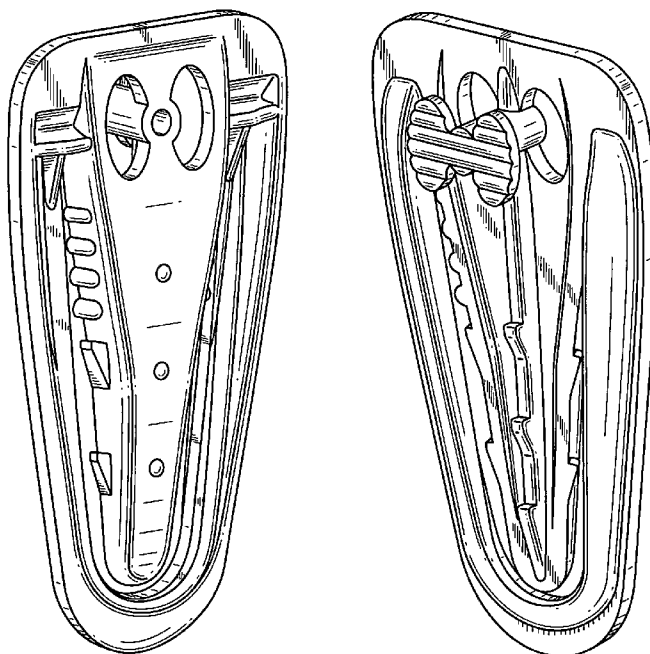


FIG. 1

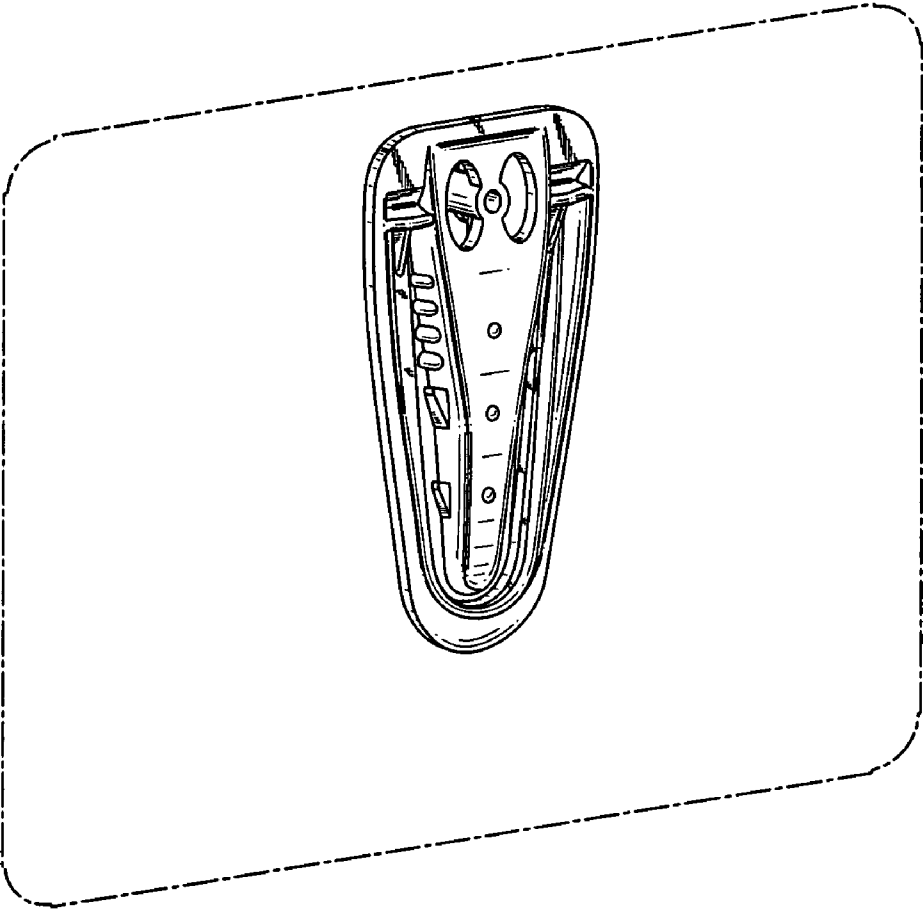


FIG. 2




FIG. 3




FIG. 4

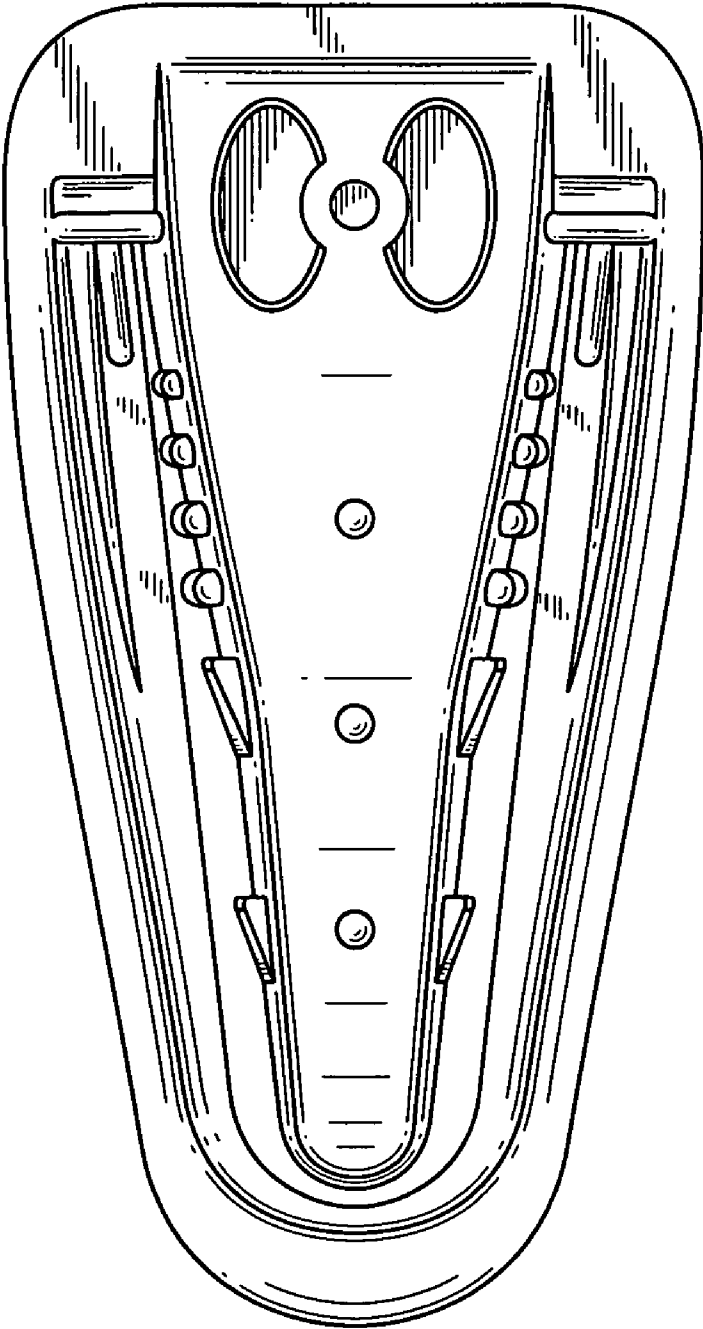


FIG. 5

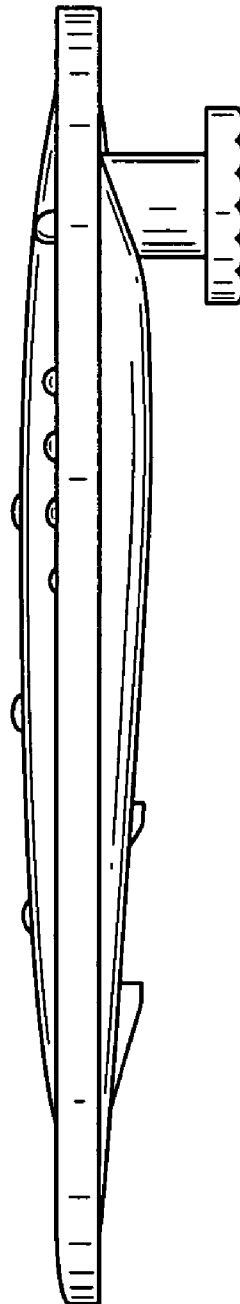


FIG. 6

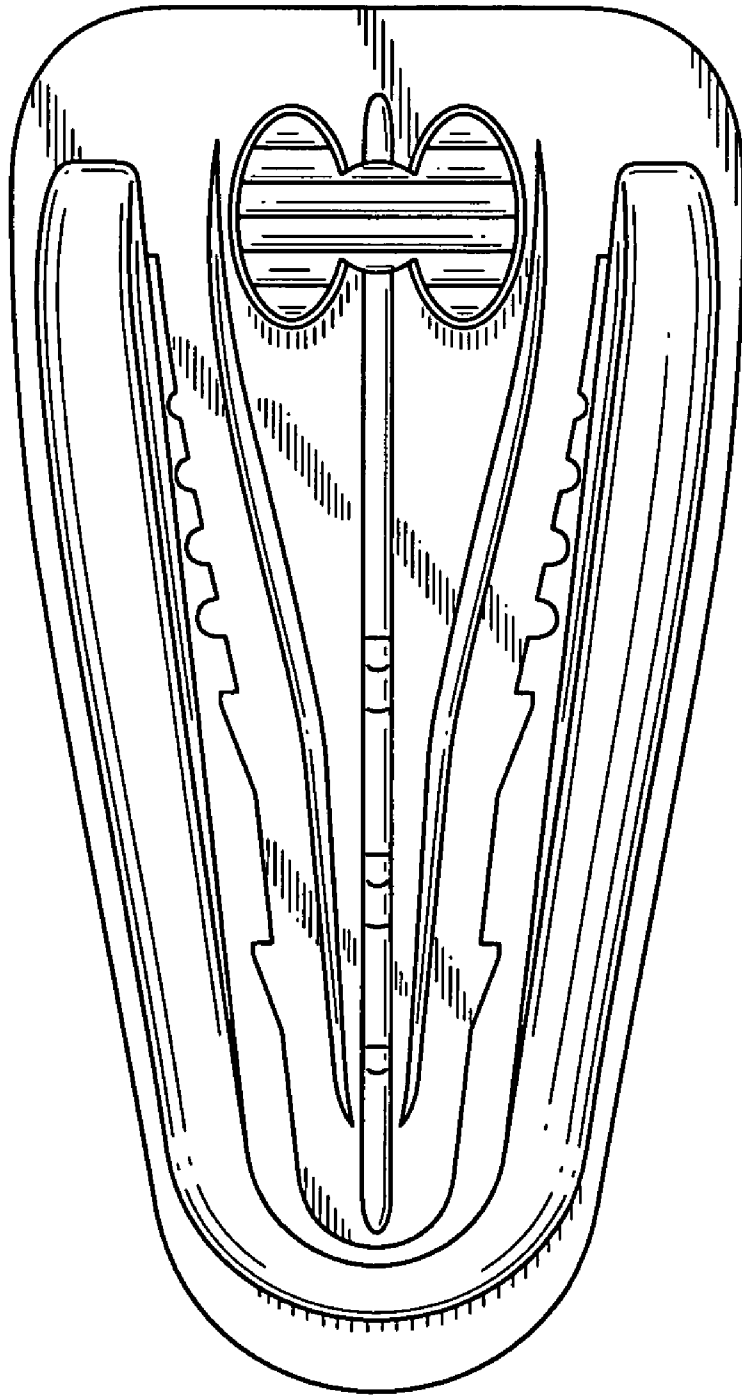


FIG. 7




FIG. 8

