



US00D624121S

(12) **United States Design Patent**
Haas

(10) **Patent No.:** **US D624,121 S**

(45) **Date of Patent:** **** Sep. 21, 2010**

(54) **LASER PRINTABLE CARD BADGE SHEET**

(75) Inventor: **David J. Haas**, Suffern, NY (US)

(73) Assignee: **TECCO, Inc.**, Suffern, NY (US)

(**) Term: **14 Years**

(21) Appl. No.: **29/349,375**

(22) Filed: **Mar. 29, 2010**

(51) **LOC (9) Cl.** **19-01**

(52) **U.S. Cl.** **D19/2**

(58) **Field of Classification Search** D19/1-2,
D19/26, 33, 65; D20/11, 22, 27; D11/95;
40/1.5, 641; 101/369; 283/81, 103, 101,
283/105; 428/40.1, 42.2, 42.3
See application file for complete search history.

(56) **References Cited**

U.S. PATENT DOCUMENTS

| | | | | | |
|------------|---|---------|-------------|-------|--------|
| D365,294 S | * | 12/1995 | Haas et al. | | D11/95 |
| D394,675 S | | 5/1998 | Haas | | |
| D415,793 S | | 10/1999 | Haas | | |
| D419,184 S | | 1/2000 | Haas | | |
| D419,595 S | | 1/2000 | Haas | | |
| D419,596 S | | 1/2000 | Haas | | |
| D420,044 S | | 2/2000 | Haas | | |
| D420,045 S | | 2/2000 | Haas | | |
| D420,698 S | | 2/2000 | Haas | | |

| | | | | | |
|------------|---|---------|-------------|-------|-------|
| D421,271 S | | 2/2000 | Haas | | |
| D445,128 S | * | 7/2001 | Haas et al. | | D19/1 |
| D445,129 S | * | 7/2001 | Haas et al. | | D19/1 |
| D460,783 S | | 7/2002 | Haas | | |
| D467,269 S | | 12/2002 | Haas | | |
| D476,680 S | * | 7/2003 | Haas | | D19/2 |
| D478,122 S | * | 8/2003 | Haas | | D19/2 |
| D481,067 S | * | 10/2003 | Haas | | D19/2 |

* cited by examiner

Primary Examiner—Caron Veynar

Assistant Examiner—Abraham Bahta

(74) *Attorney, Agent, or Firm*—Michael E. Zall

(57) **CLAIM**

The ornamental design for a laser printable card badge sheet, as shown and described.

DESCRIPTION

FIG. 1 is a front perspective view of the laser printable card badge sheet showing my new design;

FIG. 2 is a front elevational view thereof;

FIG. 3 is a right side view thereof, the left side view being identical thereto;

FIG. 4 is a top view thereof; and,

FIG. 5 is a rear elevation view thereof.

1 Claim, 4 Drawing Sheets

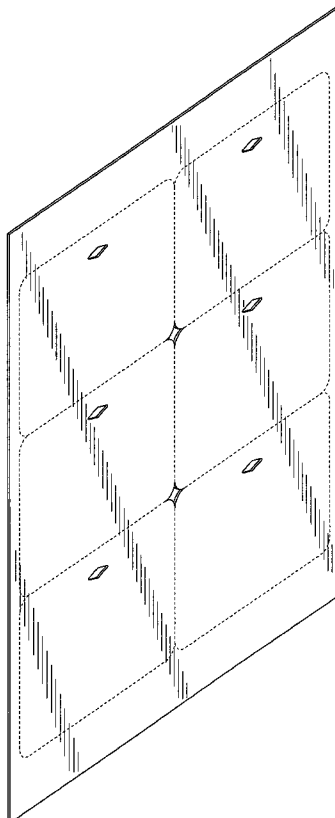


FIG. 1

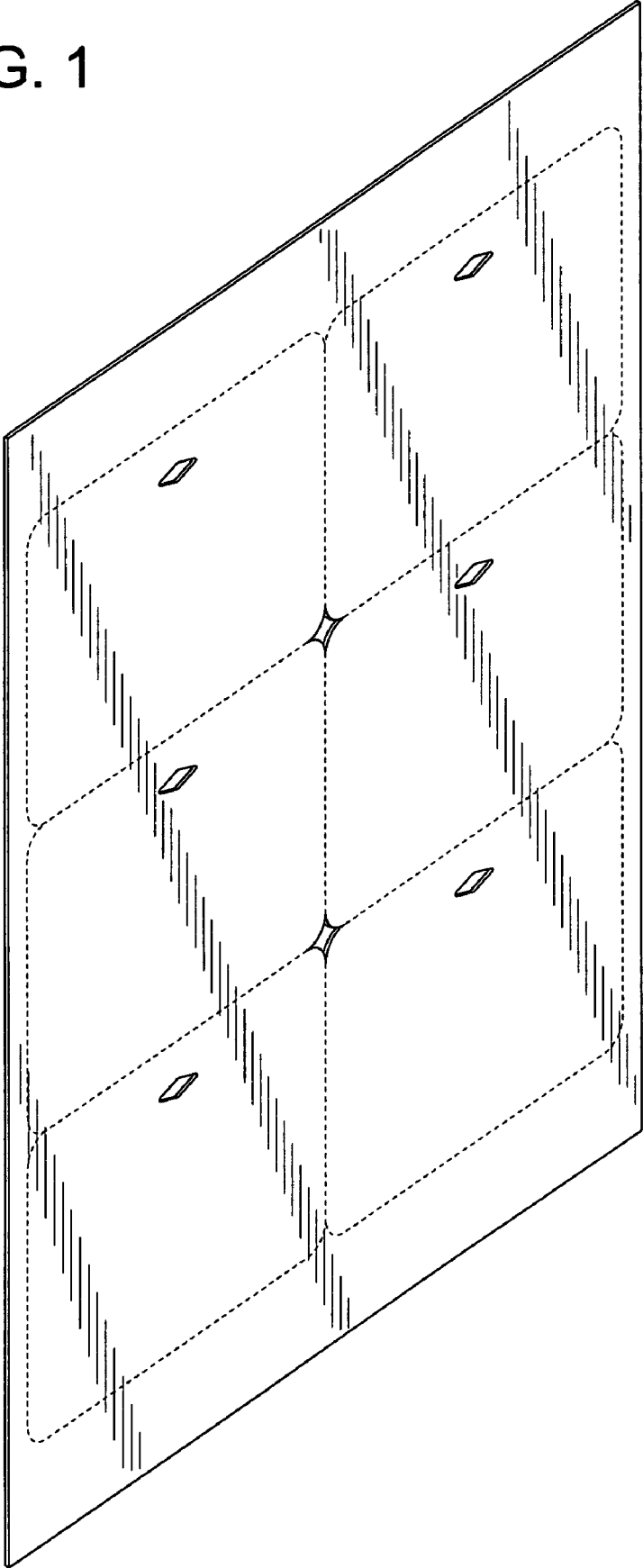


FIG. 2

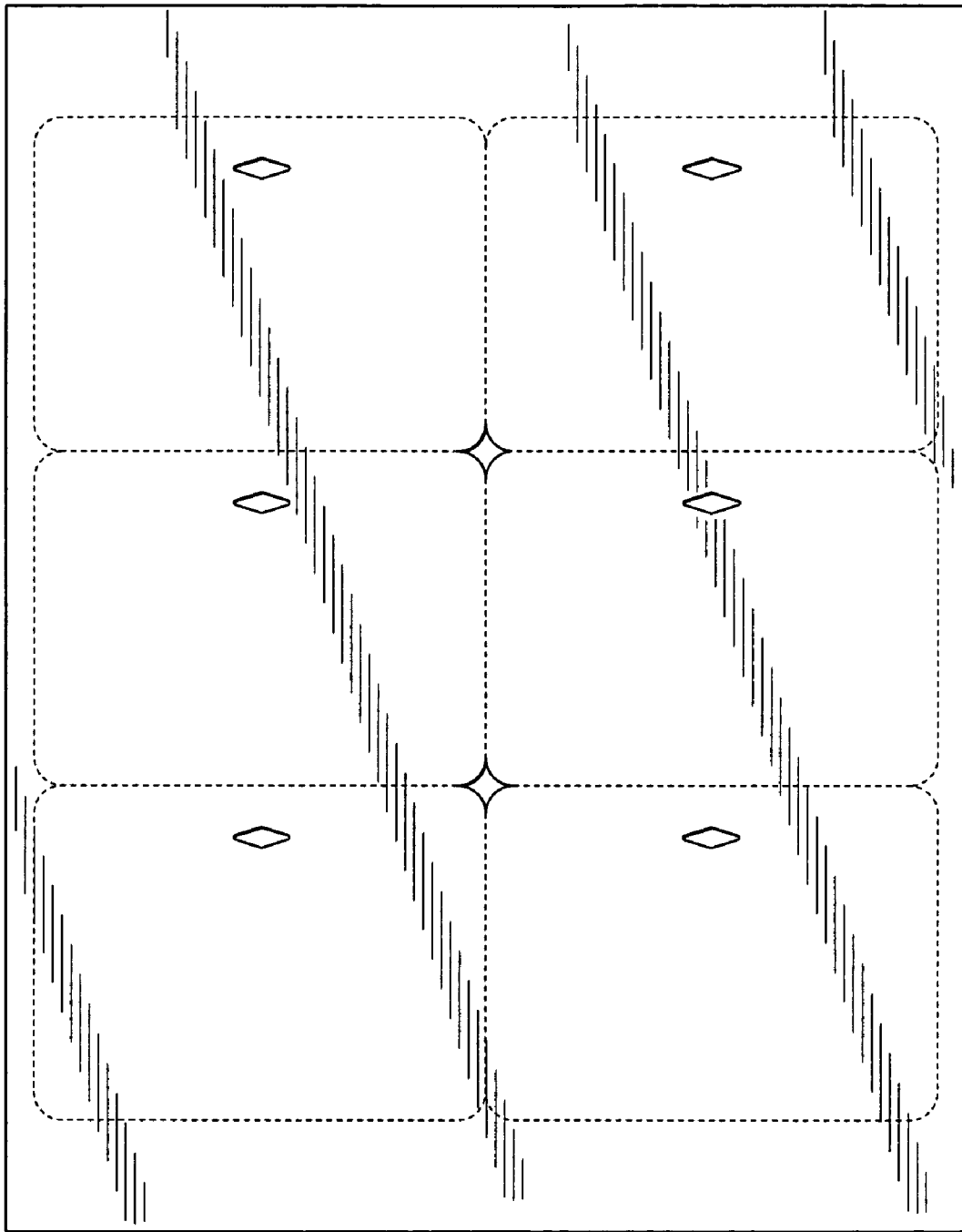


FIG. 3



FIG. 4



FIG. 5

