



US0D1048435S

(12) **United States Design Patent**
Liu

(10) **Patent No.:** **US D1,048,435 S**

(45) **Date of Patent:** **** Oct. 22, 2024**

(54) **HAND WARMER**

FOREIGN PATENT DOCUMENTS

(71) Applicant: **Shenzhen Kaixincheng Technology Co., Ltd.**, Shenzhen (CN)

CN	307910945	*	3/2023
CN	308091195	*	6/2023
GB	6372808	*	6/2024

(72) Inventor: **Xinyi Liu**, Mianyang (CN)

(Continued)

(73) Assignee: **Shenzhen Kaixincheng Technology Co., Ltd.**, Shenzhen (CN)

OTHER PUBLICATIONS

(**) Term: **15 Years**

“Miaton: Electric Hand Warmers.” Found online Jul. 5, 2024 at amazon.com. Reference dated Sep. 26, 2023. Retrieved from https://www.amazon.com/Electric-Rechargeable-Portable-Practical-Accessories/dp/B0CJVTDTB1/*

(21) Appl. No.: **29/939,941**

(Continued)

(22) Filed: **Apr. 30, 2024**

(51) **LOC (14) Cl.** **24-01**

Primary Examiner — Kendra Leslie Hamilton

(52) **U.S. Cl.**

Assistant Examiner — Elizabeth S Struble

USPC **D24/206**

(58) **Field of Classification Search**

USPC D24/158, 185, 200, 206, 209, 210, 214,
D24/215; D13/110, 118, 119, 184

CPC .. A41D 13/0051; A41D 13/081; A41D 13/08;
A41D 2400/10; A61F 2007/0036; A61F
2007/0087; A61F 2007/0088; A61F 7/007

See application file for complete search history.

(57) **CLAIM**

The ornamental design for a hand warmer, as shown and described.

DESCRIPTION

(56) **References Cited**

U.S. PATENT DOCUMENTS

D878,617 S *	3/2020	Zhu	D24/206
D912,261 S *	3/2021	Tang	D24/206
D919,824 S *	5/2021	Zhu	D24/206
D955,985 S *	6/2022	Xie	D13/108
D985,785 S	5/2023	Xiao		
D1,008,474 S *	12/2023	Yu	D24/206
D1,009,286 S *	12/2023	Liu	D24/206
D1,013,190 S *	1/2024	Zhu	D24/206
D1,018,873 S *	3/2024	Zhu	D23/341
D1,019,966 S *	3/2024	Zhu	D24/206
D1,019,967 S *	3/2024	Zhu	D24/206
D1,032,855 S *	6/2024	Hu	D24/206
2008/0053979 A1 *	3/2008	Toya	A61H 23/0263 219/385

(Continued)

FIG. 1 is a front perspective view of a hand warmer, showing my new design;

FIG. 2 is a rear perspective view thereof;

FIG. 3 is a front view thereof;

FIG. 4 is a rear view thereof;

FIG. 5 is a left side view thereof;

FIG. 6 is a right side view thereof;

FIG. 7 is a top view thereof;

FIG. 8 is a bottom view thereof;

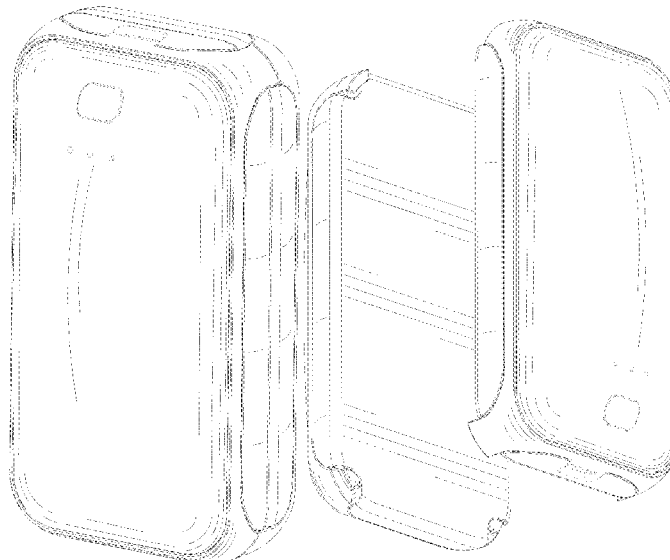
FIG. 9 is a front perspective view of the hand warmer of

FIG. 1, shown exploded for clarity of disclosure; and,

FIG. 10 is a rear perspective view thereof.

The broken lines in the drawings illustrate the portions of the hand warmer, which form no part of the claimed design.

1 Claim, 10 Drawing Sheets



(56)

References Cited

U.S. PATENT DOCUMENTS

2024/0047922 A1* 2/2024 Zhu A61F 7/0085

FOREIGN PATENT DOCUMENTS

JP D1765716 * 3/2024
JP D1765720 * 3/2024

OTHER PUBLICATIONS

“Unihand: AI Hand Warmers.” Found online Jul. 5, 2024 at amazon.com. Reference dated Aug. 21, 2023. Retrieved from <https://www.amazon.com/Rechargeable-Electric-Portable-Christmas-Accessories/dp/B0CG65PYBV/>.*

“Hotdot: Hand Warmers Rechargeable.” Found online Jul. 5, 2024 at amazon.com. Reference dated Oct. 27, 2023. Retrieved from <https://www.amazon.com/Warmers-Rechargeable-6400mAh-Electric-Outdoors/dp/B0CHMRPS2Z?th=1>.*

“SanLead: Rechargeable Hand Warmer.” Found online Jul. 5, 2024 at amazon.com. Reference dated Aug. 26, 2022. Retrieved from <https://www.amazon.com/Rechargeable-10000mAh-Handwarmer-Double-Sided-Hand-held/dp/B0BBZXQ416/>.*

* cited by examiner




FIG. 1

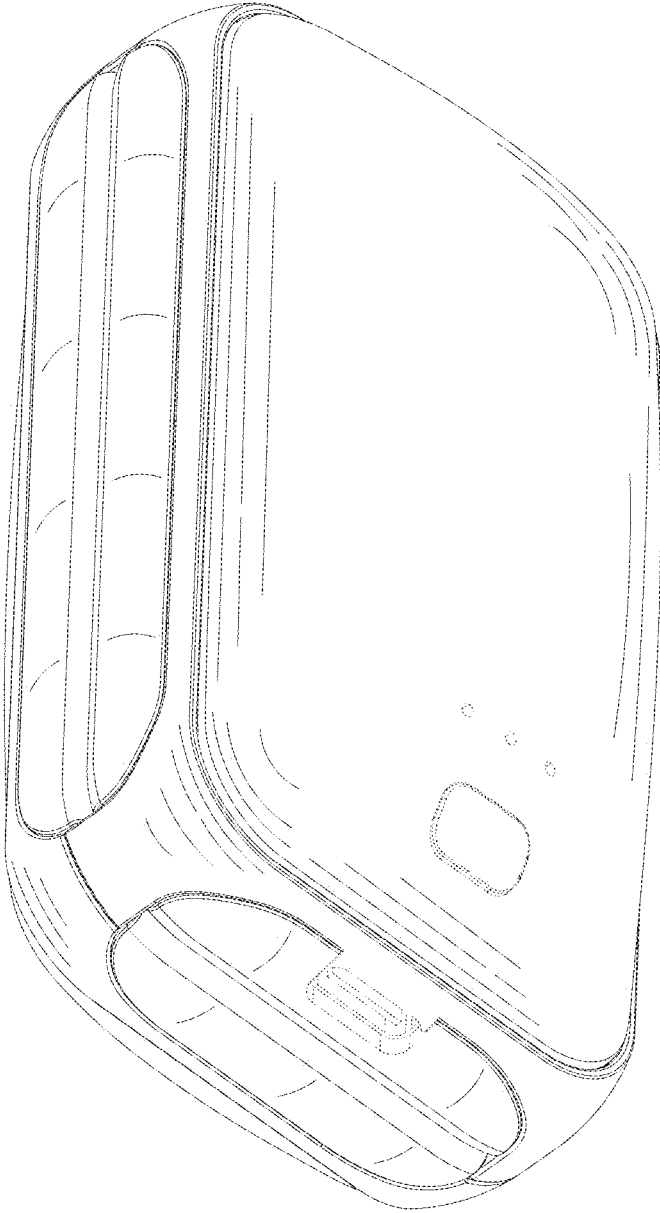


FIG. 2




FIG. 3




FIG. 4

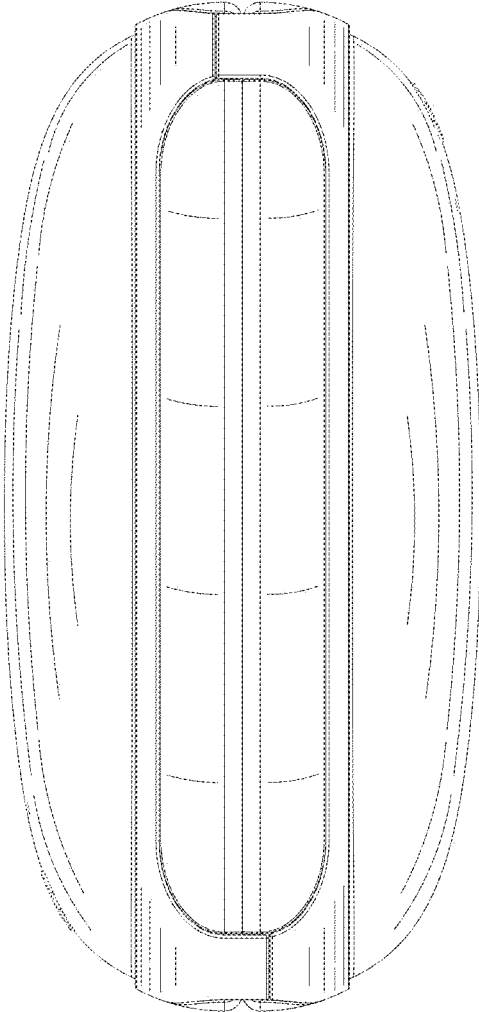


FIG. 5

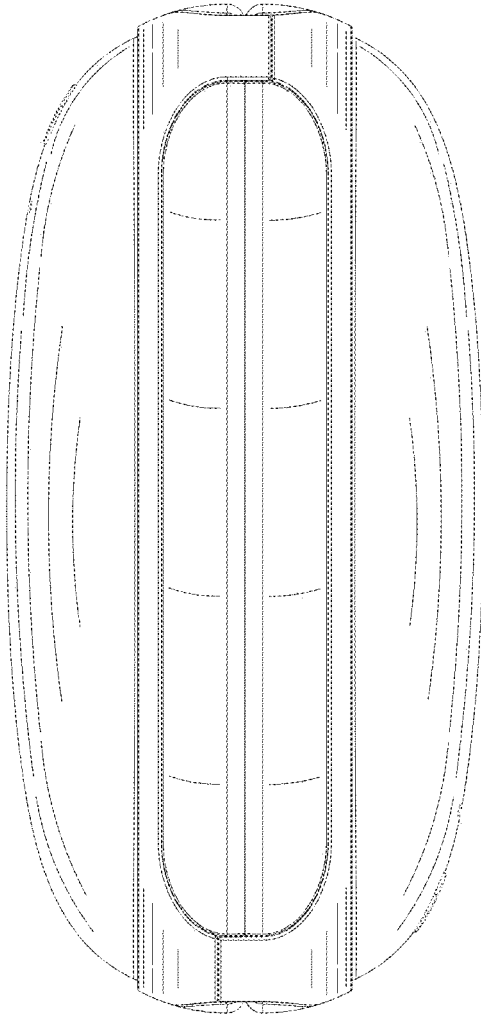


FIG. 6

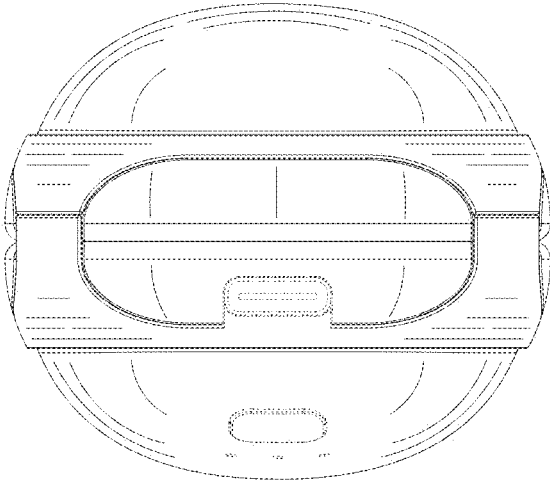


FIG. 7

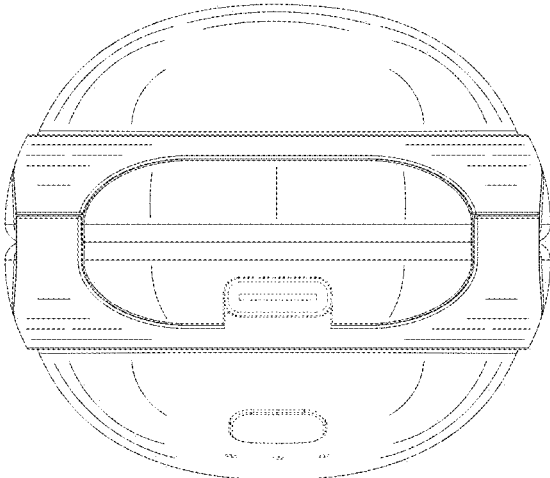


FIG. 8



FIG. 9

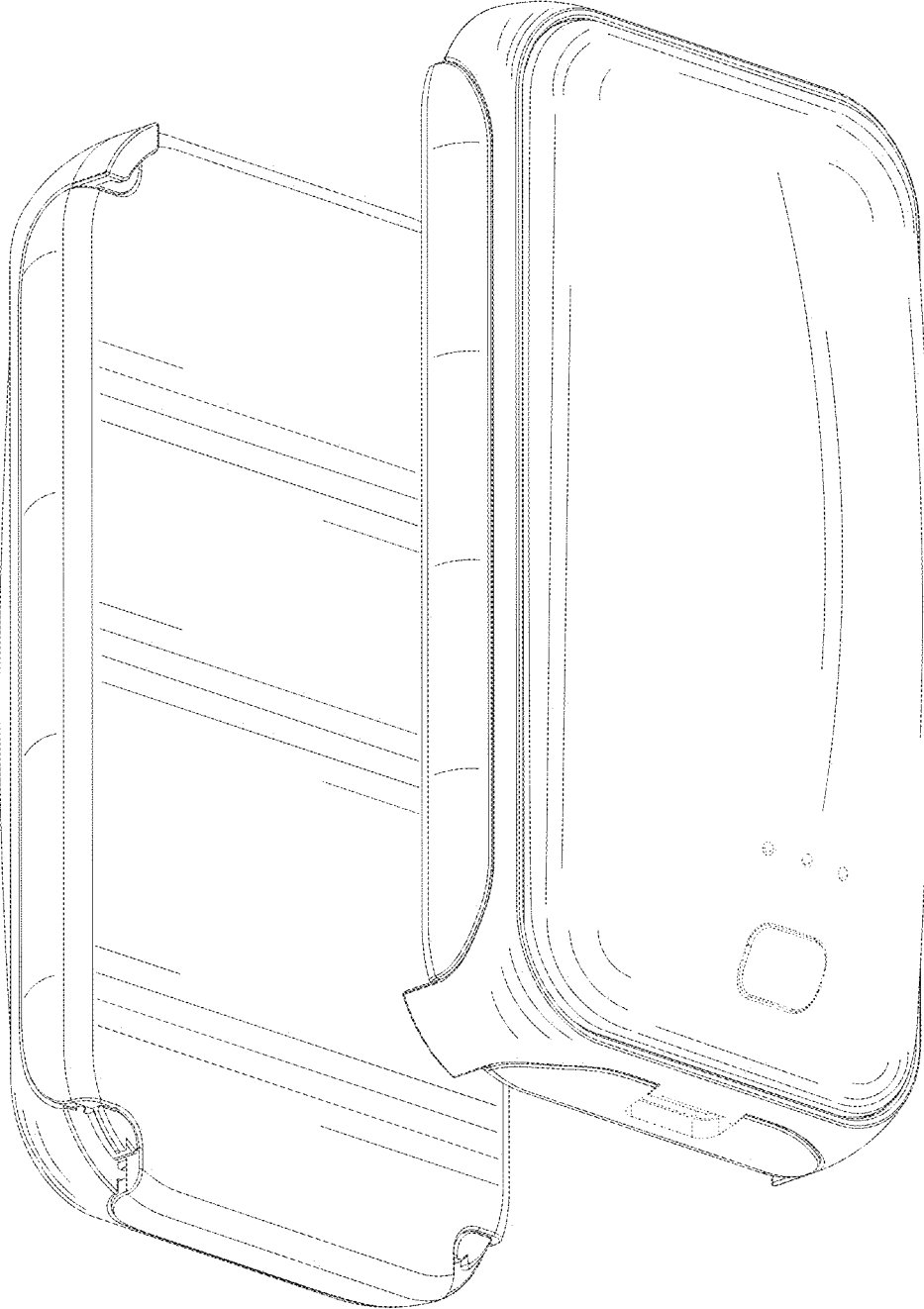


FIG. 10