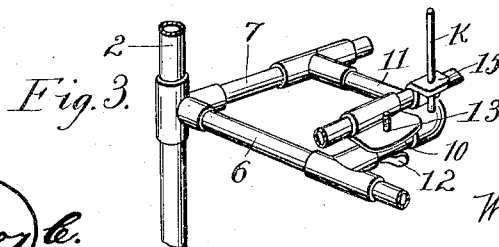

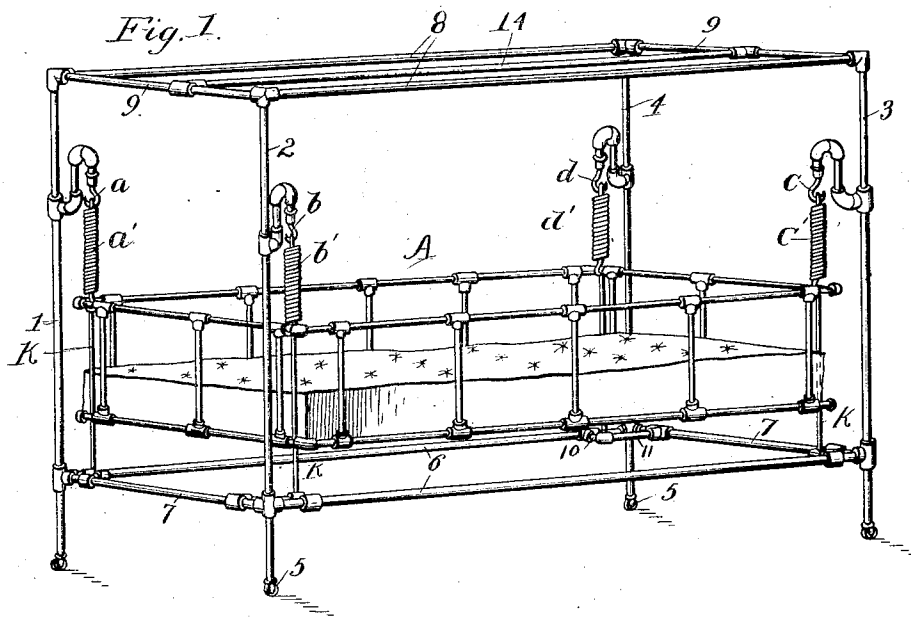


No. 888,045.

PATENTED MAY 19, 1908.

W. M. SHAW.
BED.

APPLICATION FILED APR. 5, 1907.



WITNESSES:

H. F. Roy Co.
Carroll & Leach

INVENTOR

William M. Shaw

BY

Henry D. Bright
Attorney

UNITED STATES PATENT OFFICE.

WILLIAM M. SHAW, OF CAMDEN, ARKANSAS.

BED.

No. 888,045

Specification of Letters Patent.

Patented May 19, 1908.

Application filed April 5, 1907. Serial No. 366,625.

To all whom it may concern:

Be it known that I, WILLIAM M. SHAW, citizen of the United States, residing at Camden, in the county of Ouachita and State of Arkansas, have invented certain new and useful Improvements in Beds, of which the following is a specification.

My invention relates to beds and particularly that type known as cribs.

10 The object of the invention is the construction of a crib capable of swinging freely so that every movement of the occupant will produce a swinging or vibratory movement of the crib, such swinging or vibratory movement being soothing and efficient in producing rest with respect to infants.

15 A further object of the invention is the construction of a crib of the character described in which the vibratory or swinging movement of the body of the crib may be dispensed with and same easily made rigid with respect to its support.

20 With these and other objects in view the invention consists in the details of construction and in the arrangement and combination of parts to be hereinafter more fully set forth and claimed.

25 In describing the invention in detail reference will be had to the accompanying drawing, which forms part of this specification, and wherein like characters of reference denote corresponding parts in the several views, and in which:

30 Figure 1 is a perspective view of the invention completely assembled; Fig. 2, a top plan view with the swinging body portion removed and Fig. 3, a perspective view of a fragment of the crib showing the manner of securing the swinging body to the frame.

35 Referring to the drawing 1, 2, 3 and 4 are uprights or standards having the usual casters 5 secured at their base. Said standards are secured together near their bottoms by the longitudinal braces 6 and the cross braces 7; and at their tops by the longitudinal braces 8 and the cross braces 9. Hooks *a*, *b*, *c* and *d* are respectively secured to the standards 1, 2, 3 and 4 and the body A of the crib is suspended from said hooks in a vibratory

state through the medium of springs *a'*, *b'*, *c'* and *d'*; said springs being detachably secured at their ends to the body of the crib and the hooks *a*, *b*, *c* and *d*.

In order to transform the body A into a stationary crib I provide horizontal seats at 55 each upright or standard on the same plane with the longitudinal and cross braces 6 and 7 respectively. Said seats are formed of the arms 10 and 11 having their outer ends secured to the longitudinal braces 6 and the cross braces 7 respectively and their inner ends meeting at right angles and secured together in any suitable manner. Through each of the arms 10 passes a set screw 12; while at each corner of the body A a depending ear is formed having a threaded aperture 13 adapted to register with the set screws 12 when the body A rests upon the seats formed by the arms 10 and 11.

To secure the body A stationary it is only 70 necessary to lower same on the before mentioned seats and turn set screws 12 into threaded aperture 13. A longitudinal brace 14 connects the upper cross braces 9 whereby one of the upper longitudinal braces 8 may 75 be made removable at will for convenience in placing the occupant in the crib. Guides K are secured adjacent and parallel to the standards and have their lower ends made fast at the seats formed by the arms 10 and 11. These guides also pass through suitable eyes 15 or the like at each corner of the body A whereby said body is guided to the seats formed by the arms 10 and 11 when springs *a*, *b*, *c* and *d* are detached. 85

I have here described my invention in the best form known to me at present; but it should be understood that it is susceptible to improvement in forms, proportions, and details of construction by the exercise of 90 ordinary mechanical skill and without departing from the scope of the invention.

I claim:

1. A bed of the character described comprising a frame formed of standards secured 95 in position by longitudinal and cross braces, a bed body, springs suspending the body from the standards, seats formed on the

frame for supporting the bed body independent of the springs and means for locking the body to the seats.

2. A bed of the character described comprising a frame formed of standards secured in position by longitudinal and cross braces, a bed body, springs detachably secured to the body and standards suspending the body from the standards, seats formed on the
5
10 frame for supporting the bed body independ-

ent of the springs and set screws engaging both the seats and the bed body whereby the latter is locked upon the seats.

In testimony whereof I affix my signature in presence of two witnesses.

WILLIAM M. SHAW.

Witnesses:

W. E. MUNROE,
C. M. DENIS.