US00D370672S

United States Patent [19]

Hughes

[11] Patent Number: Des. 370,672

[45] Date of Patent: **Jun. 11, 1996

[54] **FACE PLATE FOR TELEPHONE DEVICE**

[75] Inventor: **Steven W. Hughes**, West Sussex, United Kingdom

[73] Assignee: **Motorola, Inc.**, Schaumburg, Ill.

[**] Term: **14 Years**

[21] Appl. No.: **33,447**

[22] Filed: **Jan. 13, 1995**

[52] **U.S. Cl.** **D14/138**; D14/247

[58] **Field of Search** D14/137, 138, D14/147, 148, 247, 248, 140, 240, 142; 379/58–61, 419, 420, 428, 440, 433, 454, 455; 455/89, 90

[56] **References Cited**

U.S. PATENT DOCUMENTS

D. 337,763	7/1993	Seki et al.	D14/137 X
D. 340,711	10/1993	Nagele et al.	D14/138
D. 343,172	1/1994	Watanabe	D14/138
D. 343,173	1/1994	Soren	D14/247 X
D. 356,084	3/1995	Nagele et al.	D14/138
D. 357,680	4/1995	Williams et al.	D14/147 X
D. 359,735	6/1995	Lindeman	D14/247 X

Primary Examiner—Jeffrey Asch
Attorney, Agent, or Firm—Randall S. Vaas

[57] **CLAIM**

The ornamental design for a face plate for a telephone device, as shown and described.

DESCRIPTION

FIG. **1** is a front, top, and right side perspective view showing my new design for a face plate for a telephone device with broken line matter being for illustrative purposes only and forming no part of the claimed design;

FIG. **2** is a top elevational view of my new design for a face plate for a telephone device with broken line matter being for illustrative purposes only and forming no part of the claimed design;

FIG. **3** a front elevational view of my new design for a face plate for a telephone device with broken line matter being for illustrative purposes only and forming no part of the claimed design; and,

FIG. **4** is a left side elevational view of my new design for a face plate for a telephone device with broken matter being for illustrative purposes only and forming no part of the claimed design.

1 Claim, 2 Drawing Sheets

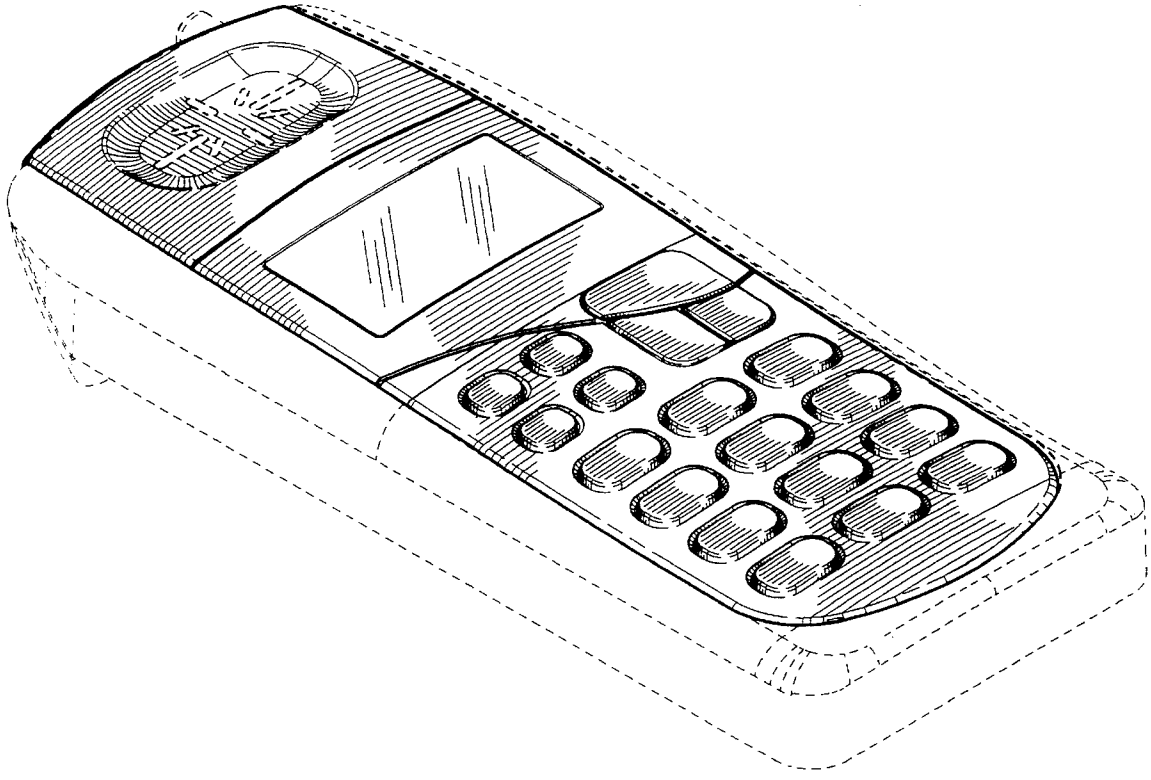

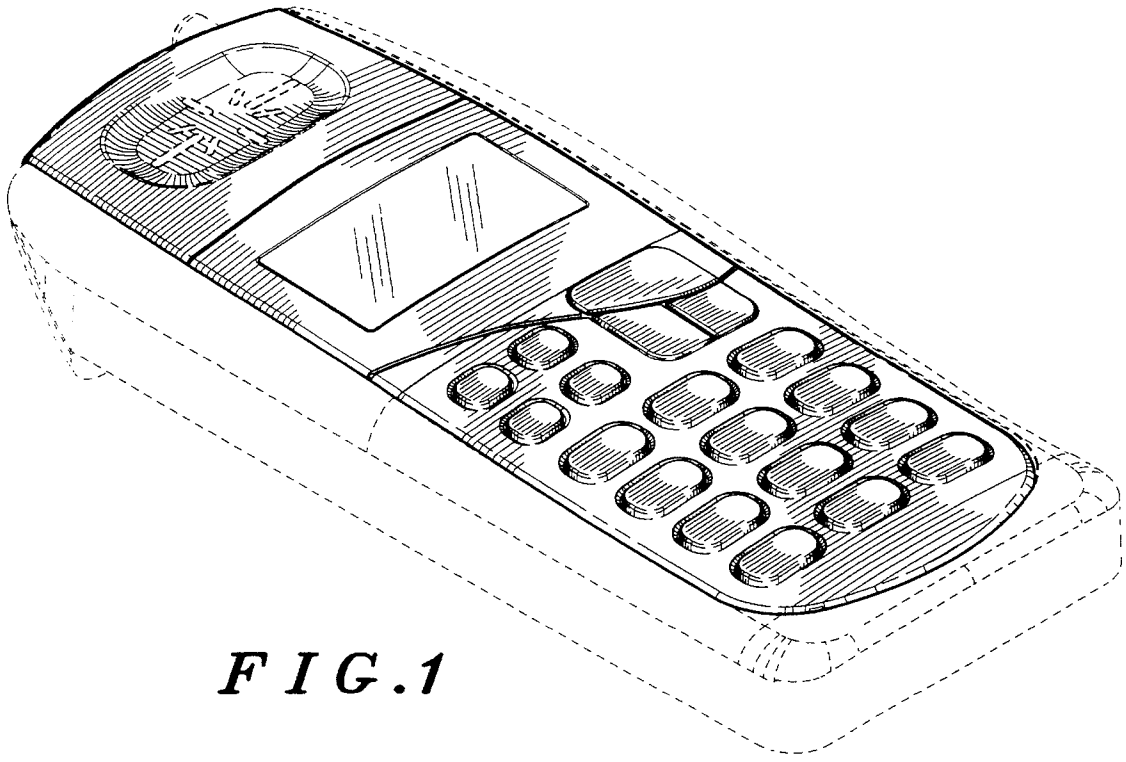

FIG. 1

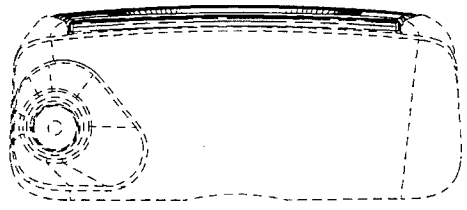

FIG. 2

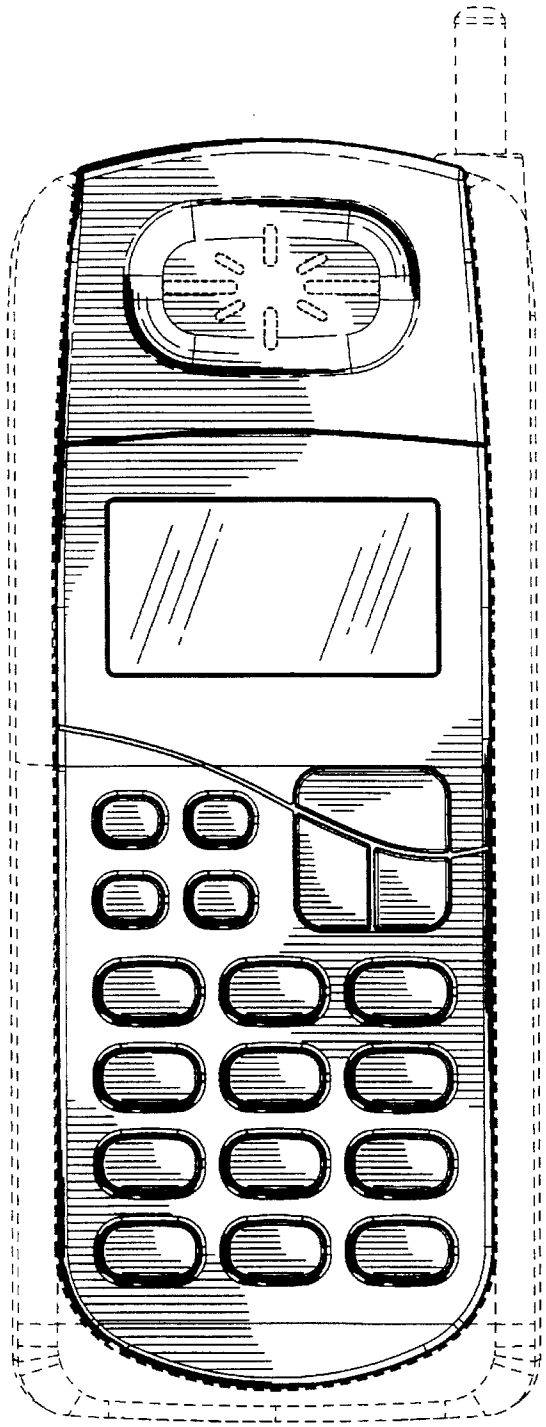

FIG. 3

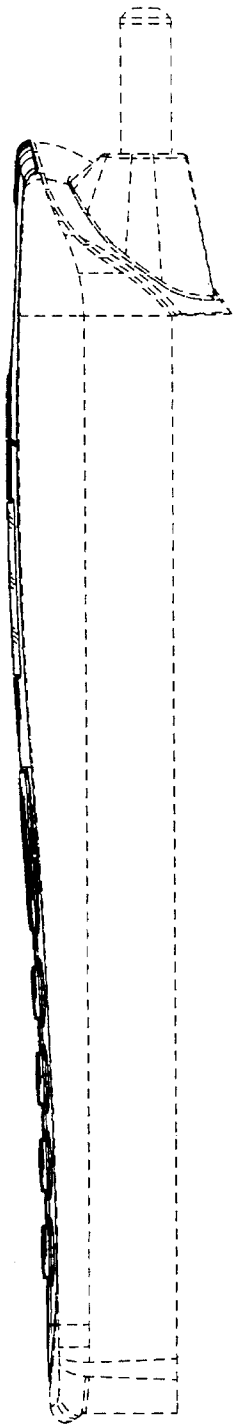

FIG. 4