



US00D729422S

(12) **United States Design Patent**
Carroll

(10) **Patent No.:** **US D729,422 S**

(45) **Date of Patent:** **** May 12, 2015**

(54) **DECORATIVE TORCH**

D520,653 S * 5/2006 Shulman D26/13

(71) Applicant: **Desert Steel Corporation**, Newton, KS (US)

* cited by examiner

(72) Inventor: **Eric Carroll**, Valley Center, KS (US)

Primary Examiner — T. Chase Nelson

Assistant Examiner — Ania Aman

(73) Assignee: **Desert Steel Corporation**, Newton, KS (US)

(74) *Attorney, Agent, or Firm* — Hall Estill Attorneys at Law

(**) Term: **14 Years**

(57) **CLAIM**

The ornamental design for a decorative torch, as shown and described.

(21) Appl. No.: **29/491,596**

DESCRIPTION

(22) Filed: **May 22, 2014**

FIG. 1 is a front elevational view of my ornamental design for a decorative torch.

(51) **LOC (10) Cl.** **26-02**

FIG. 2 is a rear elevational view of the design of FIG. 1.

(52) **U.S. Cl.**

FIG. 3 is a side elevational view of the design of FIG. 1.

USPC **D26/8**

FIG. 4 is a side elevational view of the design of FIG. 1.

(58) **Field of Classification Search**

FIG. 5 is a top view of the design of FIG. 1.

USPC D26/8, 114–116; 431/320, 343, 350, 431/146, 345

FIG. 6 is a bottom view of the design of FIG. 1; and,

See application file for complete search history.

FIG. 7. is an exploded isometric view of the design of FIG. 1.

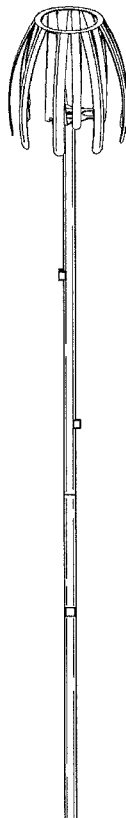
The broken lines in these drawings serve to illustrate the environment in which the claimed design is associated or serve to define the bounds of the claimed design. The broken lines form no part of the claimed design.

(56) **References Cited**

U.S. PATENT DOCUMENTS

D487,522 S * 3/2004 Lu D26/8

1 Claim, 4 Drawing Sheets



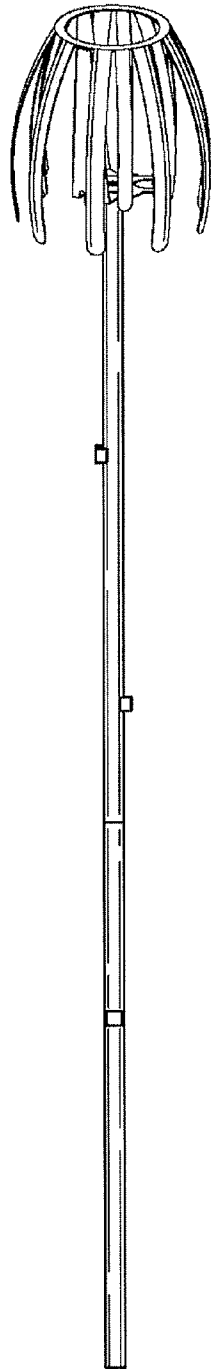


FIG. 1

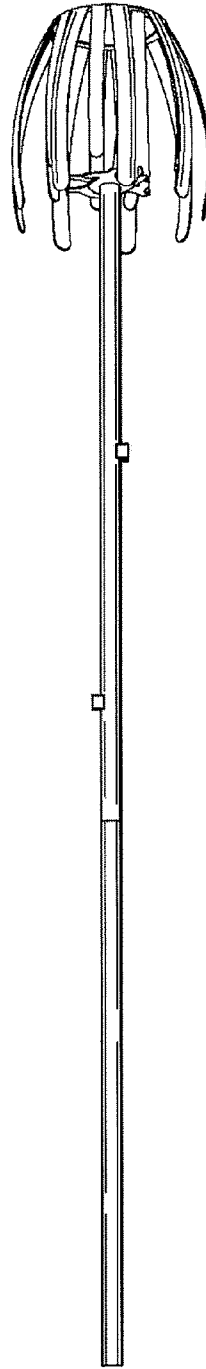


FIG. 2

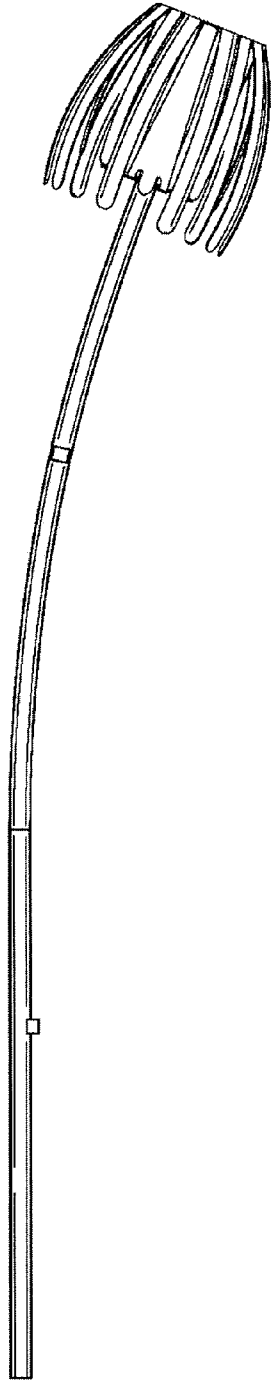


FIG. 3




FIG. 4




FIG. 5




FIG. 6




FIG. 7