



US00D638780S

(12) **United States Design Patent**
Nobunaga

(10) **Patent No.:** **US D638,780 S**

(45) **Date of Patent:** **** May 31, 2011**

(54) **TREAD PORTION OF AN AUTOMOBILE TIRE**

JP	1338108 S	8/2008
JP	1338261 S	8/2008
JP	1373947 S	11/2009
JP	1374078 S	11/2009

* cited by examiner

(75) Inventor: **Yusuke Nobunaga**, Tokyo (JP)

(73) Assignee: **Bridgestone Corporation**, Tokyo (JP)

(**) Term: **14 Years**

Primary Examiner — Caron Veynar

Assistant Examiner — George D Kirschbaum

(74) *Attorney, Agent, or Firm* — Sughrue Mion, PLLC

(21) Appl. No.: **29/337,327**

(22) Filed: **May 19, 2009**

(51) **LOC (9) Cl.** **12-15**

(52) **U.S. Cl.** **D12/588**

(58) **Field of Classification Search** D12/587,
D12/588; 152/209.1, 209.8, 209.9, 209.12,
152/209.18, 209.25

See application file for complete search history.

(57) **CLAIM**

The ornamental design for a tread portion of an automobile tire, as shown and described.

(56) **References Cited**

U.S. PATENT DOCUMENTS

D243,449 S *	2/1977	Hayakawa et al.	D12/587
D261,492 S *	10/1981	Remy	D12/587
D280,981 S *	10/1985	Ohta et al.	D12/587
D485,231 S	1/2004	Nonaka	
D541,735 S *	5/2007	Yamaguchi	D12/587
D615,922 S *	5/2010	Takano	D12/588

FOREIGN PATENT DOCUMENTS

JP	632170 S	8/1984
JP	1153872 S	9/2002
JP	1154645 S	9/2002
JP	1322563 S	2/2008

DESCRIPTION

FIG. 1 is a front view of a tread portion of an automobile tire, it being understood that the tread pattern repeats uniformly throughout the circumference of the tire;

FIG. 2 is a perspective view there;

FIG. 3 is a left side view thereof, the right side view being identical thereof; and,

FIG. 4 is an enlarged fragmentary view showing details of the tread portion thereof.

In FIGS. 1-4, the broken lines defining the sidewall, and inner depict environmental subject matter that forms no part of the claimed design.

1 Claim, 4 Drawing Sheets

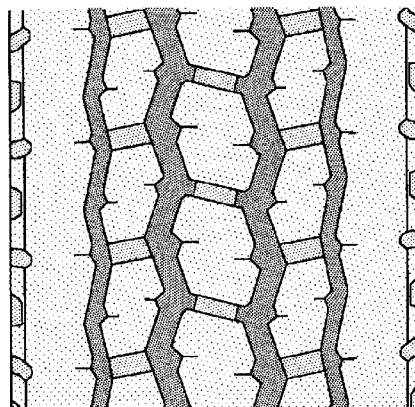
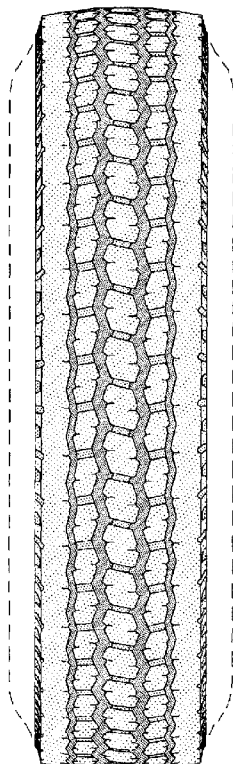


FIG. 1

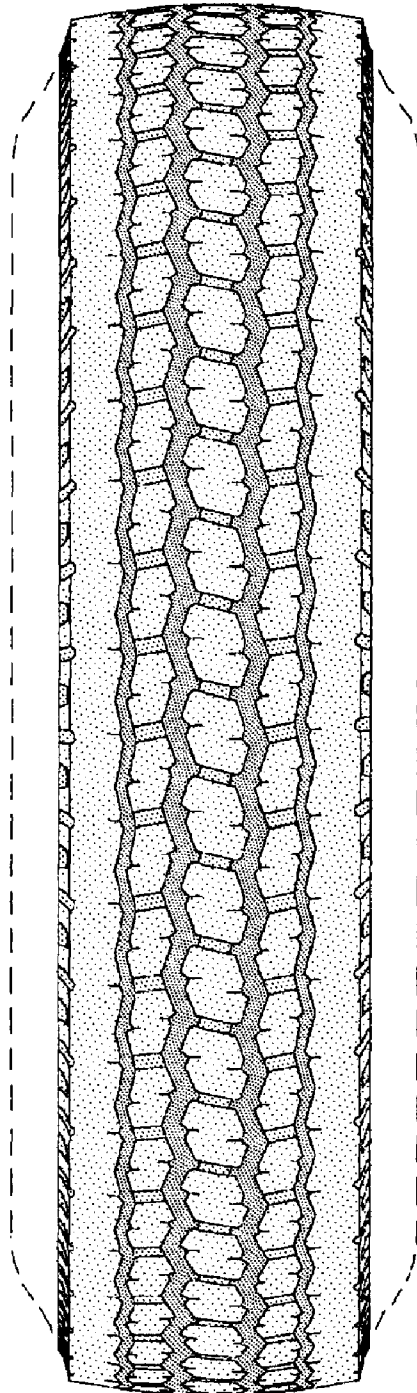


FIG. 2

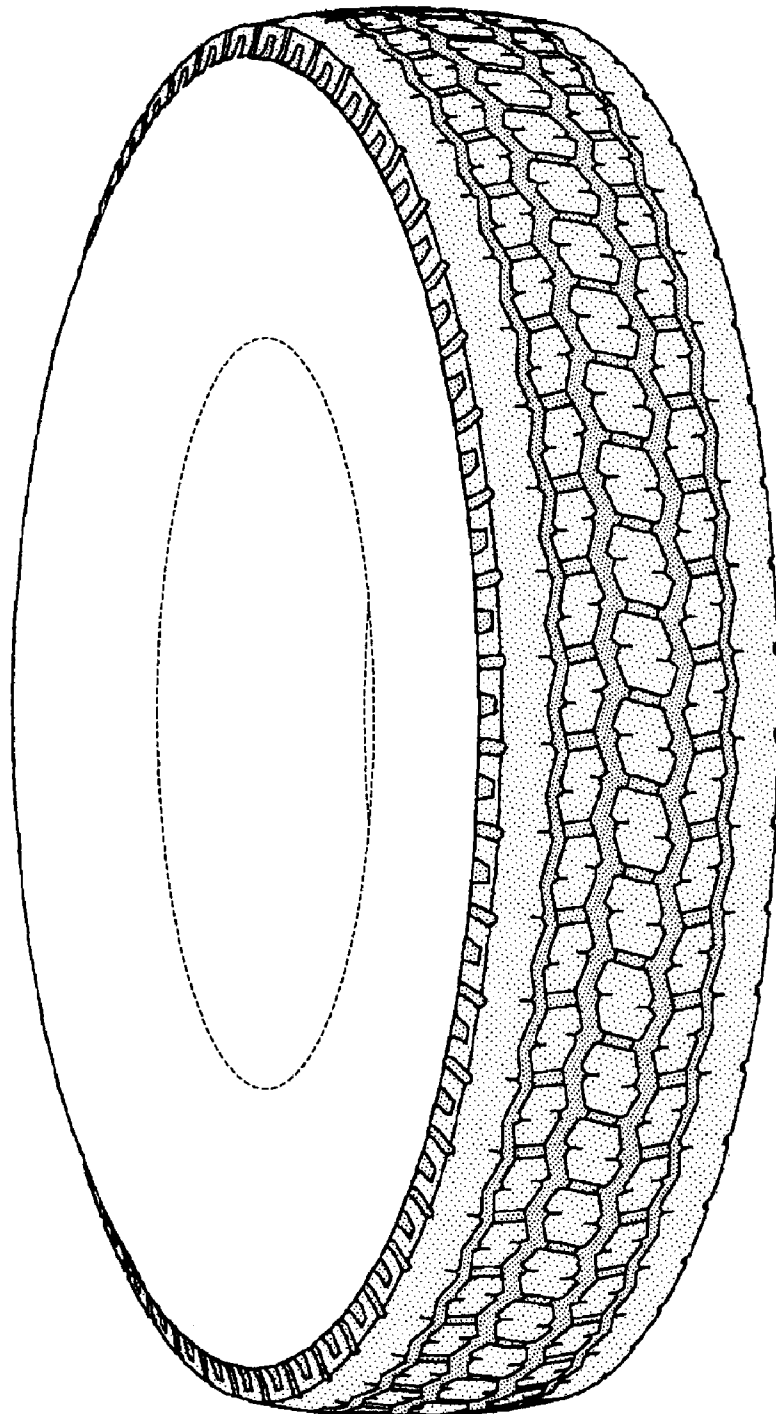


FIG. 3

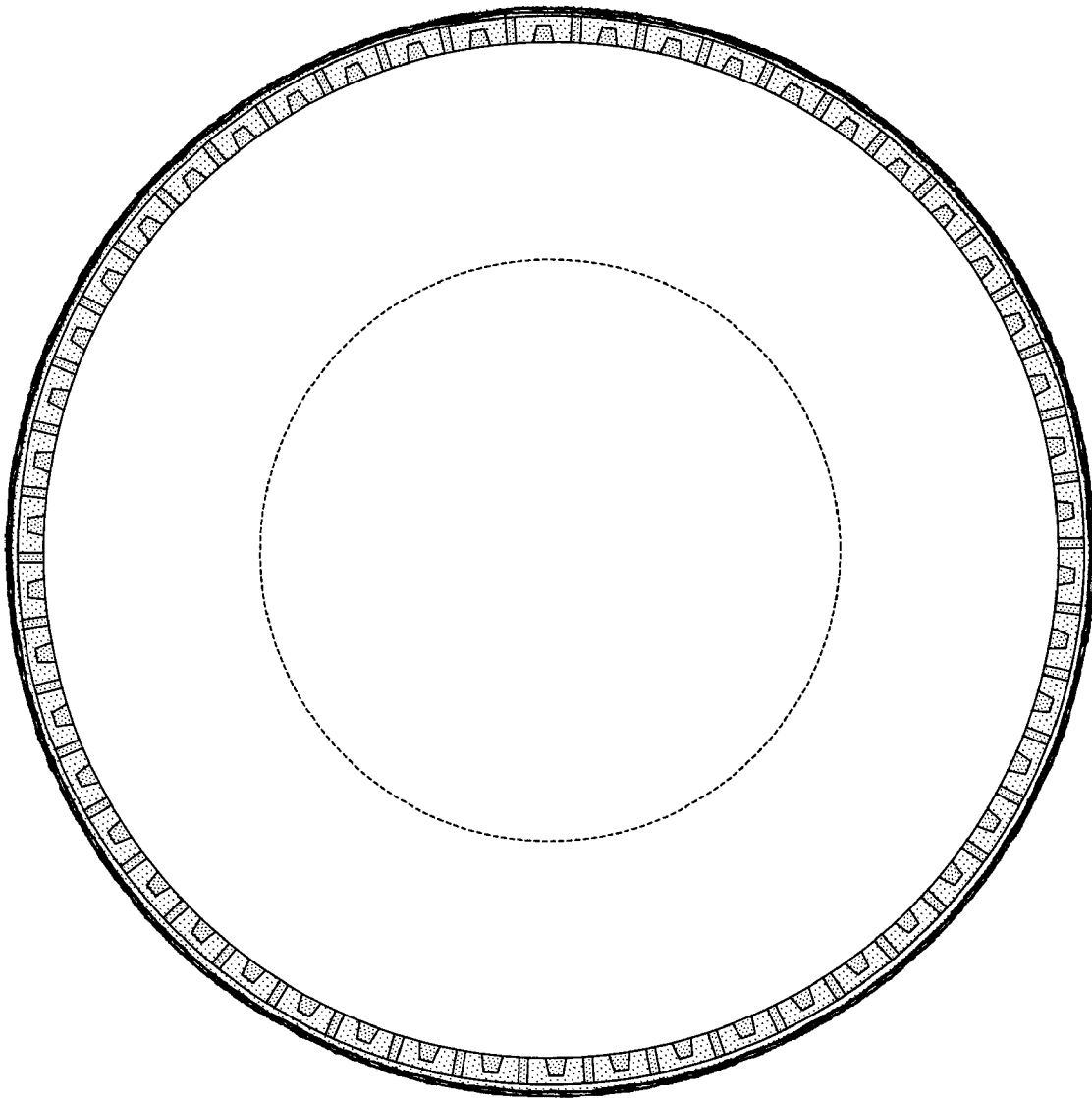


FIG. 4

