



US00D697352S

(12) **United States Design Patent**  
**Skalka**

(10) **Patent No.:** **US D697,352 S**

(45) **Date of Patent:** **\*\* Jan. 14, 2014**

- (54) **MODULAR SEAT COMPONENT**
- (71) Applicant: **Victor Stanley, Inc.**, Dunkirk, MD (US)
- (72) Inventor: **Gerald Skalka**, Potomac, MD (US)
- (73) Assignee: **Victor Stanley, Inc.**, Dunkirk, MD (US)
- (\*\*) Term: **14 Years**
- (21) Appl. No.: **29/461,064**
- (22) Filed: **Jul. 18, 2013**

D526,805 S *	8/2006	Skalka	.....	D6/381
D536,184 S *	2/2007	Skalka	.....	D6/349
7,252,331 B1 *	8/2007	Walton	.....	297/232
D595,973 S *	7/2009	Skalka	.....	D6/381
D599,570 S *	9/2009	Skalka	.....	D6/355
D604,520 S	11/2009	Wegman		
D604,521 S	11/2009	Wegman		

(Continued)

**OTHER PUBLICATIONS**

Victor Stanley, Inc. Steelsites(TM) Series RND-363 Table (2010).

(Continued)

*Primary Examiner* — Sandra Snapp

(74) *Attorney, Agent, or Firm* — Westerman, Hattori, Daniels & Adrian, LLP

**Related U.S. Application Data**

- (62) Division of application No. 29/397,523, filed on Jul. 18, 2011.
- (51) **LOC (10) Cl.** ..... **06-01**
- (52) **U.S. Cl.**  
USPC ..... **D6/716.1**
- (58) **Field of Classification Search**  
USPC ..... D6/335-338, 357, 369, 702, 716, 716.1, D6/712, 708, 708.16, 708.17; 297/135, 297/157.1, 158.2, 158.3, 158.5, 174 R, 245  
See application file for complete search history.

(57) **CLAIM**

The ornamental design for a modular seat component, as shown and described.

**DESCRIPTION**

FIG. 1 is an isometric view of a modular seat component showing my new design.

FIG. 2 is a front elevational view of the modular seat component of FIG. 1.

FIG. 3 is a right side elevational view of the modular seat component of FIG. 1, the left side elevational view being a mirror image thereof.

FIG. 4 is a rear elevational view of the modular seat component of FIG. 1.

FIG. 5 is a top plan view of the modular seat component of FIG. 1; and,

FIG. 6 is a bottom plan view of the modular seat component of FIG. 1.

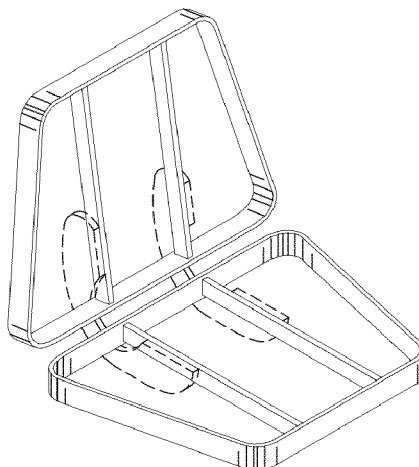
The broken line showing of brackets in FIGS. 1-6 is included for the purpose of illustrating use and environment and forms no part of the claimed design.

**References Cited**

**U.S. PATENT DOCUMENTS**

D313,128 S	12/1990	Serafini		
D365,937 S *	1/1996	Skalka	.....	D6/370
D396,358 S *	7/1998	Geier	.....	D6/349
D413,734 S	9/1999	Bue		
D448,938 S	10/2001	Ng et al.		
D453,424 S *	2/2002	Stewart	.....	D6/349
D457,738 S *	5/2002	Slear et al.	.....	D6/355
D478,732 S	8/2003	Pajerski et al.		
D479,406 S	9/2003	Pajerski et al.		
D479,773 S	9/2003	Pajerski et al.		
D522,775 S *	6/2006	Skalka	.....	D6/495
D523,650 S *	6/2006	Skalka	.....	D6/349

**1 Claim, 1 Drawing Sheet**



(56)

**References Cited**

U.S. PATENT DOCUMENTS

D604,522 S 11/2009 Wegman  
D604,523 S 11/2009 Wegman  
D621,629 S 8/2010 Weimer et al.

OTHER PUBLICATIONS

Victor Stanley, Inc. Steelsites(TM) Series CRPR-4 Table (2010).  
Victor Stanley, Inc. Steelsites(TM) Series Benches and Seating Brochure (2010).  
Victor Stanley, Inc. Streetsites(TM) Series Brochure (2010).  
U.S. Appl. No. 29/397,524, filed Jul. 18, 2011, Gerald P. Skalka.

U.S. Appl. No. 29/447,565, filed Mar. 5, 2013, Gerald P. Skalka.  
U.S. Appl. No. 29/447,569, filed Mar. 5, 2013, Gerald P. Skalka.  
U.S. Appl. No. 29/447,575, filed Mar. 5, 2013, Gerald P. Skalka.  
U.S. Appl. No. 29/447,580, filed Mar. 5, 2013, Gerald P. Skalka.  
U.S. Appl. No. 29/447,581, filed Mar. 5, 2013, Gerald P. Skalka.  
U.S. Appl. No. 29/397,523, filed Jul. 18, 2011, Gerald P. Skalka.  
U.S. Appl. No. 29/461,061, filed Jul. 18, 2013, Gerald P. Skalka.  
U.S. Appl. No. 29/461,063, filed Jul. 18, 2013, Gerald P. Skalka.  
U.S. Appl. No. 29/461,064, filed Jul. 18, 2013, Gerald P. Skalka.  
U.S. Appl. No. 29/461,065, filed Jul. 18, 2013, Gerald P. Skalka.  
U.S. Appl. No. 29/461,066, filed Jul. 18, 2013, Gerald P. Skalka.  
U.S. Appl. No. 29/397,507, filed Jul. 18, 2013, Gerald P. Skalka.

\* cited by examiner

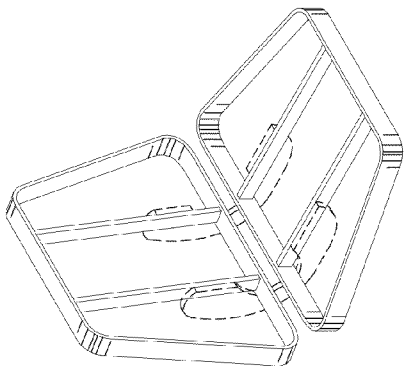


FIG. 1

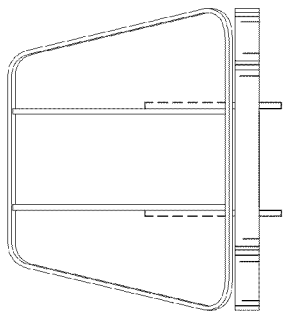


FIG. 2

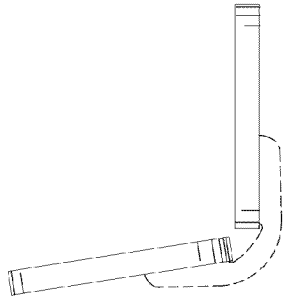


FIG. 3

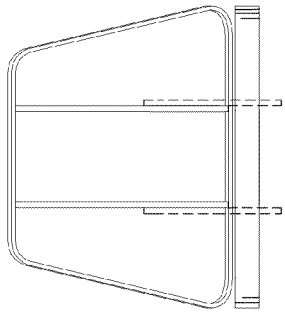


FIG. 4

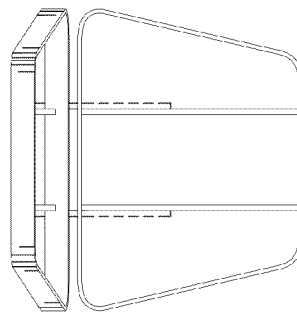


FIG. 5

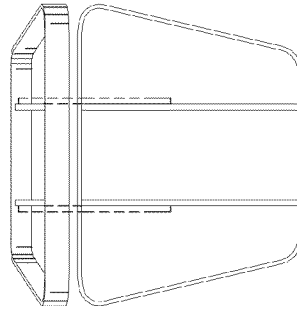


FIG. 6