



US00D611537S

(12) **United States Design Patent**
Rolion et al.

(10) **Patent No.:** **US D611,537 S**
(45) **Date of Patent:** **** Mar. 9, 2010**

(54) **WRITING INSTRUMENT**

(75) Inventors: **Franck Rolion**, Asnieres-sur-Oise (FR);
Franck Vadenne, Bezons (FR)

(73) Assignee: **Societe BIC**, Clichy (FR)

(**) Term: **14 Years**

(21) Appl. No.: **29/333,338**

(22) Filed: **Mar. 6, 2009**

(30) **Foreign Application Priority Data**

Sep. 29, 2008 (EM) 001011035-0001

(51) **LOC (9) Cl.** **19-06**

(52) **U.S. Cl.** **D19/50**

(58) **Field of Classification Search** D19/35,
D19/36, 41, 42, 43, 44, 45, 46, 47, 48, 49,
D19/50, 51, 54, 55, 56, 57; 24/11 F, 11 P,
24/11 R; 401/6, 52, 99, 100, 104, 105, 106,
401/107, 108, 109, 192, 195, 243, 244, 245,
401/246, 247

See application file for complete search history.

(56) **References Cited**

U.S. PATENT DOCUMENTS

1,478,157	A *	12/1923	Wintersteen	411/329
3,260,242	A *	7/1966	Liguori	401/31
D206,735	S *	1/1967	Levy	D19/57
D269,016	S *	5/1983	Garganese	D19/45
D321,720	S *	11/1991	Sakurada	D19/51
D327,703	S *	7/1992	Katami	D19/36
D332,637	S *	1/1993	Hesse	D19/48
D353,619	S *	12/1994	Kneller	D19/36
D371,805	S *	7/1996	Lee	D19/44
D408,854	S *	4/1999	Katami	D19/51
D437,888	S *	2/2001	Briggl et al.	D19/51
D441,792	S *	5/2001	Carre	D19/43

6,412,998	B1 *	7/2002	Ham	401/17
D465,805	S *	11/2002	Hu	D19/36
D472,928	S *	4/2003	Ikeda	D19/51
D482,724	S *	11/2003	Nishida	D19/43
D491,986	S *	6/2004	Bain	D19/69
D492,724	S *	7/2004	Kimura	D19/54
D502,963	S *	3/2005	Bain et al.	D19/36
6,899,482	B2 *	5/2005	Katami	401/31
D534,587	S *	1/2007	Hageman et al.	D19/57
D535,331	S *	1/2007	Hageman et al.	D19/47
7,210,869	B2 *	5/2007	Kageyama et al.	401/18
D547,800	S *	7/2007	Gallay et al.	D19/41
D593,602	S *	6/2009	Katami et al.	D19/36
D603,453	S *	11/2009	Rolion et al.	D19/50

* cited by examiner

Primary Examiner—Elizabeth A Albert

Assistant Examiner—Karen E Eldridge Powers

(74) *Attorney, Agent, or Firm*—The H.T. Than Law Group

(57) **CLAIM**

The ornamental design for a writing instrument, as shown and described.

DESCRIPTION

FIG. 1 is a perspective view of a writing instrument according to the present invention;

FIG. 2 is a front elevational view thereof;

FIG. 3 is a rear elevational view thereof;

FIG. 4 is a right side elevational view thereof;

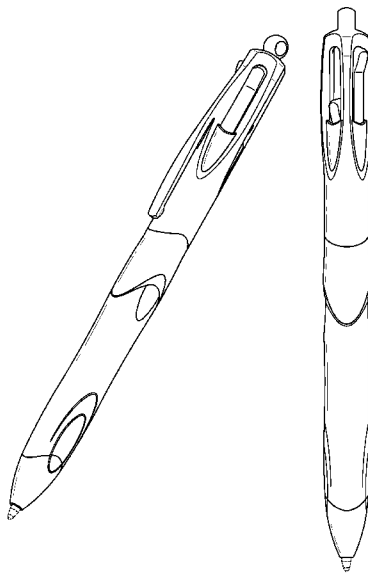
FIG. 5 is a left side elevational view thereof;

FIG. 6 is a top end view thereof; and,

FIG. 7 is a bottom end view thereof.

All portions shown in broken lines are environmental and illustrative only and form no part of the claimed design.

1 Claim, 7 Drawing Sheets



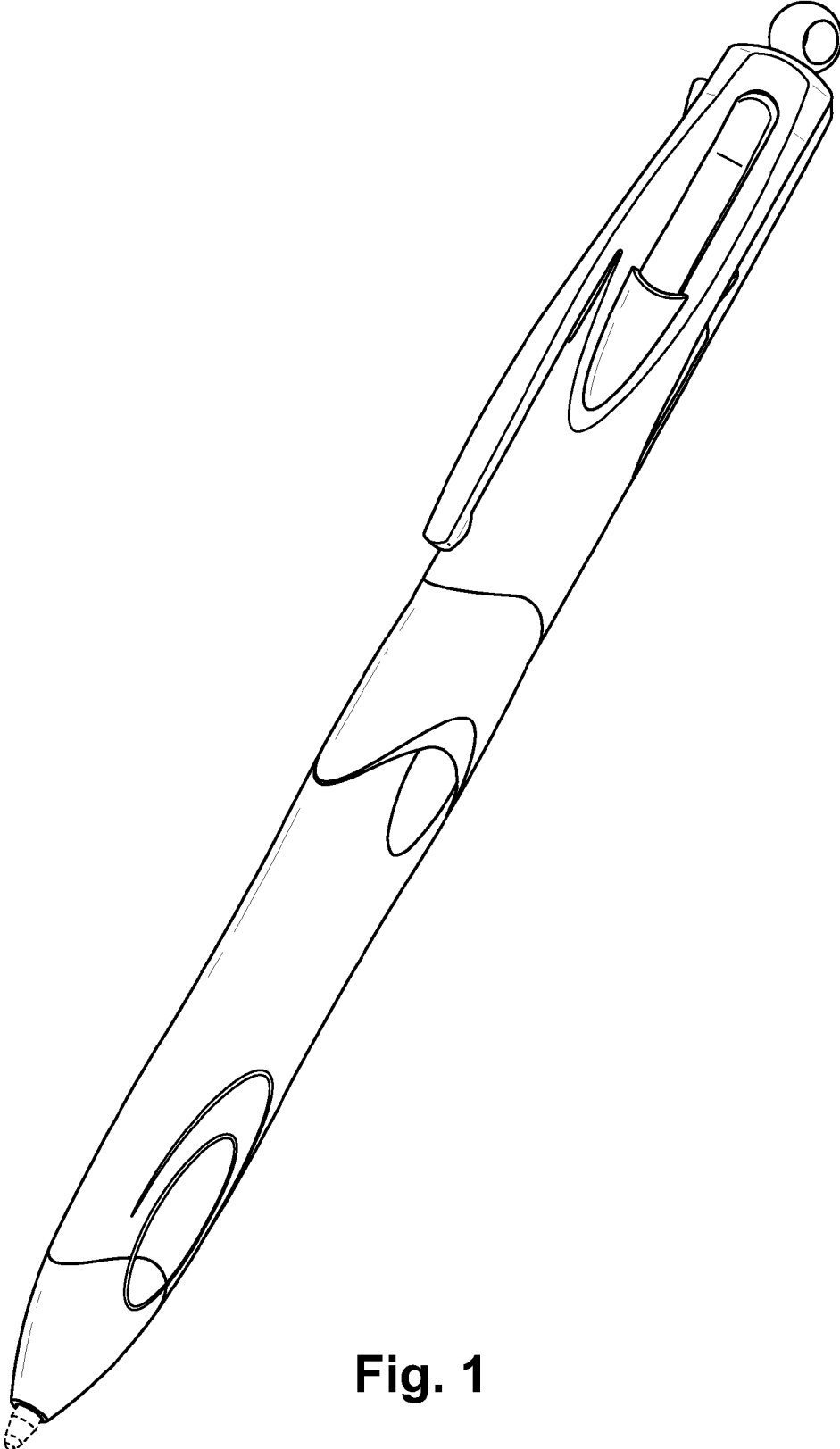


Fig. 1

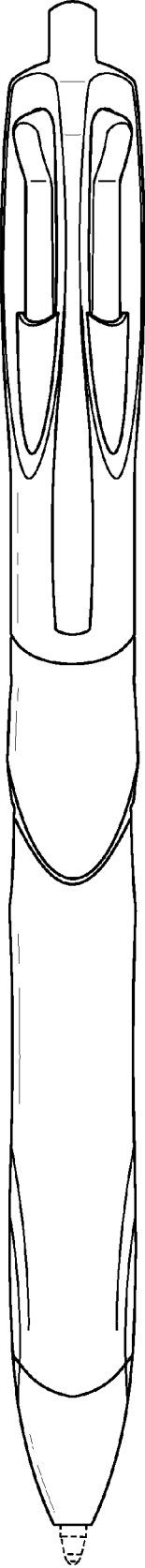


Fig. 2

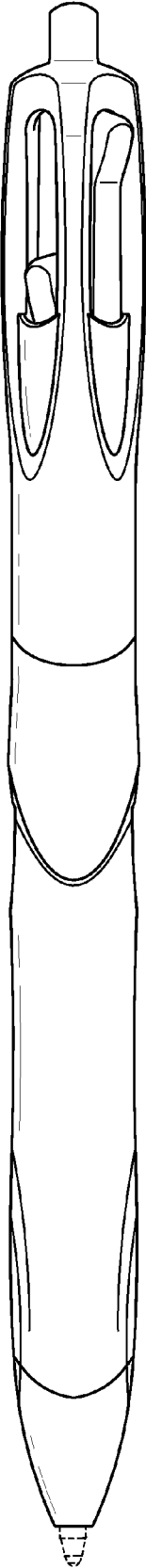


Fig. 3

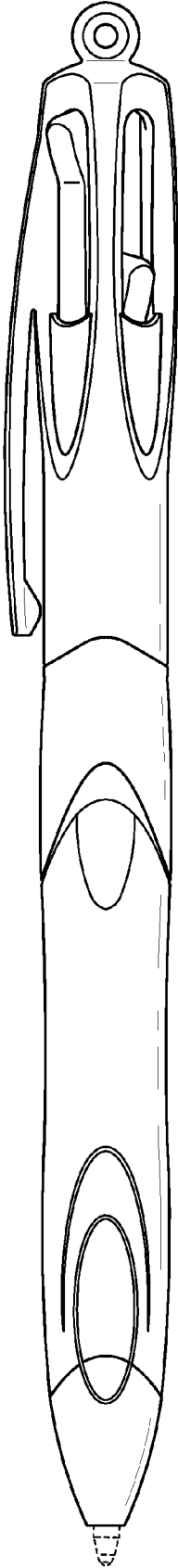


Fig. 4

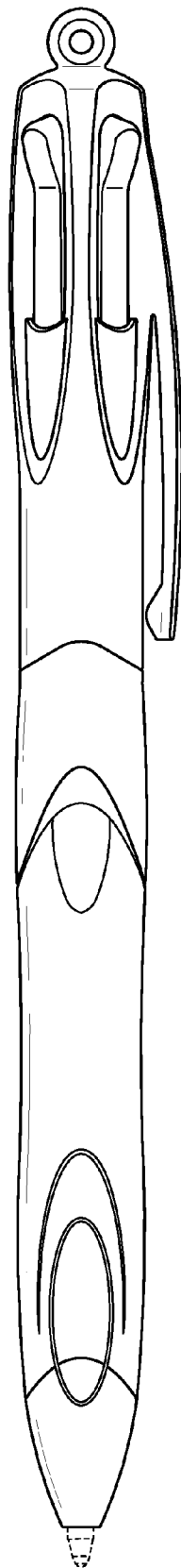


Fig. 5

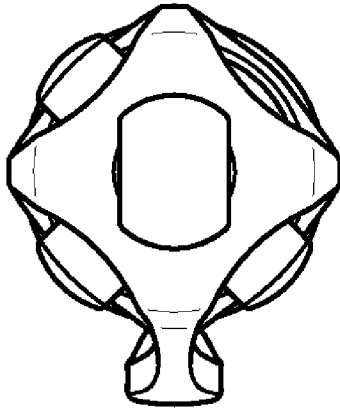


Fig. 6

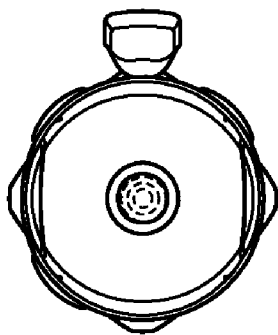


Fig. 7