



US00D768052S

(12) **United States Design Patent** (10) **Patent No.:** **US D768,052 S**  
**Kneuper et al.** (45) **Date of Patent:** **\*\* Oct. 4, 2016**

(54) **TOUCH SCREEN INSTRUMENT PANEL FOR AN AIRCRAFT COCKPIT**

(71) Applicant: **Cessna Aircraft Company**, Wichita, KS (US)

(72) Inventors: **Jeremy Joseph Kneuper**, Hesston, KS (US); **Christopher Adair Pinkerton**, Derby, KS (US)

(73) Assignee: **Textron Innovations Inc.**, Providence, RI (US)

(\*\*) Term: **14 Years**

(21) Appl. No.: **29/519,444**

(22) Filed: **Mar. 5, 2015**

(51) **LOC (10) Cl.** ..... **12-16**

(52) **U.S. Cl.**  
USPC ..... **D12/415**

(58) **Field of Classification Search**  
USPC ..... D12/415-426.1  
CPC ..... F16M 11/12; F16M 11/10  
See application file for complete search history.

(56) **References Cited**

U.S. PATENT DOCUMENTS

D585,857 S \* 2/2009 Monson ..... D14/126  
7,576,695 B2 8/2009 Smith et al.  
7,719,483 B2 5/2010 Feyereisen et al.  
7,928,863 B2 \* 4/2011 Firra ..... B64D 43/00  
340/971  
8,264,376 B1 9/2012 McLoughlin et al.  
8,380,366 B1 2/2013 Schulte et al.

D682,771 S \* 5/2013 Amante ..... D12/192  
D689,007 S \* 9/2013 Littlechild ..... D12/345  
D689,010 S \* 9/2013 Littlechild ..... D12/345  
8,552,889 B2 10/2013 Lutz et al.  
8,626,360 B2 1/2014 Komer et al.  
8,633,913 B1 1/2014 Raghu et al.  
D725,579 S \* 3/2015 Becouarn ..... D12/192  
D746,747 S \* 1/2016 Shapiro ..... D12/192  
D755,709 S \* 5/2016 Williams ..... D12/415  
2010/0204855 A1 \* 8/2010 Vial ..... G05B 23/0272  
701/14  
2010/0305786 A1 12/2010 Boorman  
2012/0026190 A1 2/2012 He et al.  
2012/0316776 A1 12/2012 Brown  
2013/0076540 A1 3/2013 McLoughlin et al.  
2013/0088435 A1 4/2013 Sia  
2013/0245860 A1 9/2013 Cooper  
2014/0028476 A1 1/2014 Kolbe et al.  
2014/0032097 A1 1/2014 Kolbe et al.  
2014/0032103 A1 1/2014 Kolbe et al.  
2014/0032105 A1 1/2014 Kolbe et al.

\* cited by examiner

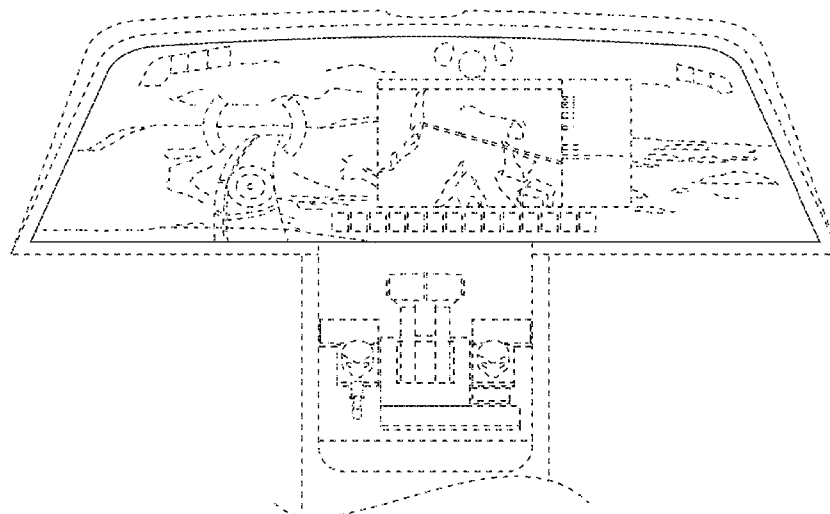
*Primary Examiner* — Katrina A Betton  
(74) *Attorney, Agent, or Firm* — Erise IP, P.A.

(57) **CLAIM**  
The ornamental design for a touch screen instrument panel for an aircraft cockpit, as shown and described.

**DESCRIPTION**

FIG. 1 is a front perspective view;  
FIG. 2 is a front view; and,  
FIG. 3 is a top perspective view.  
In FIGS. 1-3, broken lines indicate environmental structure that forms no part of the claimed design.

**1 Claim, 3 Drawing Sheets**



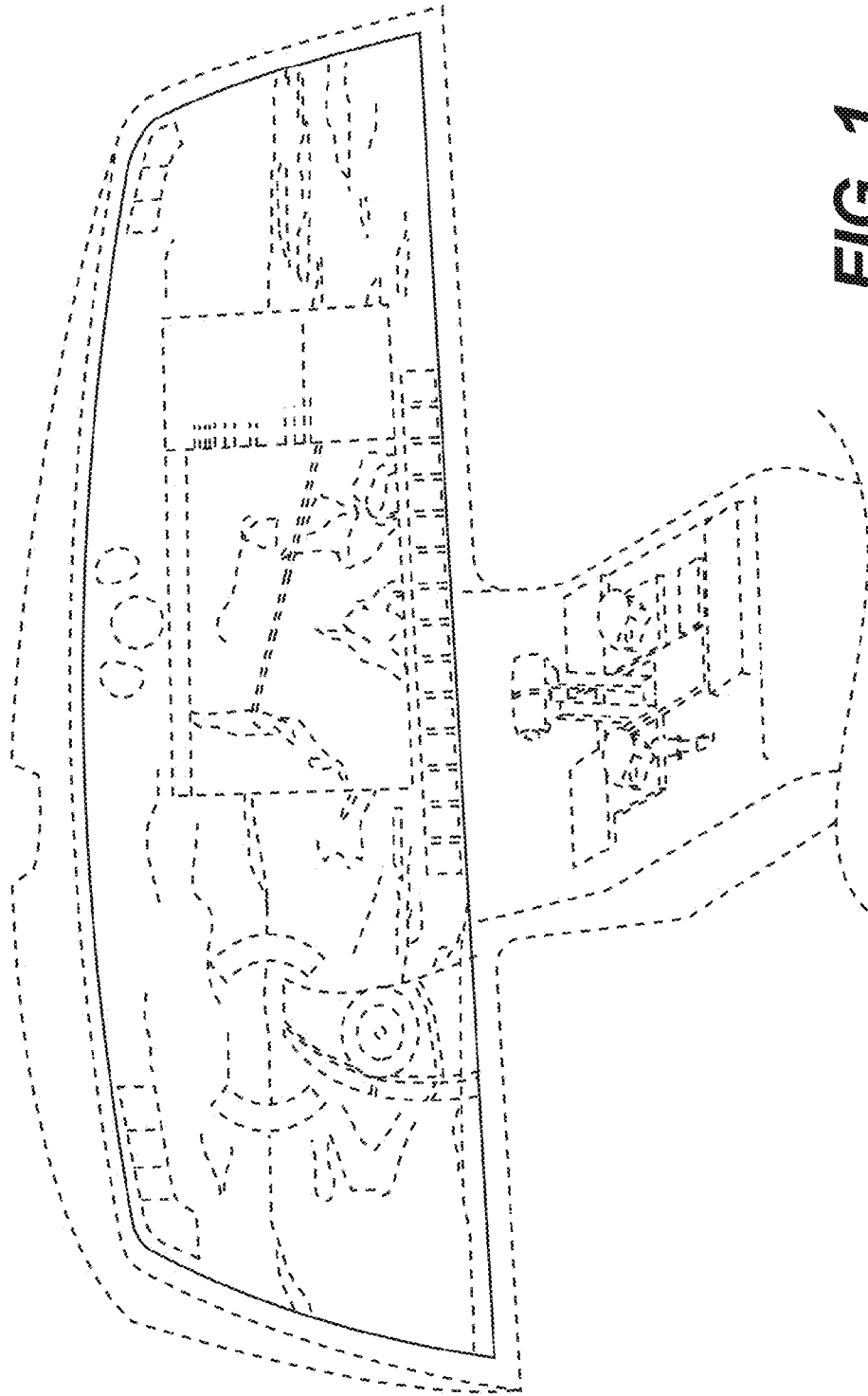


FIG. 1

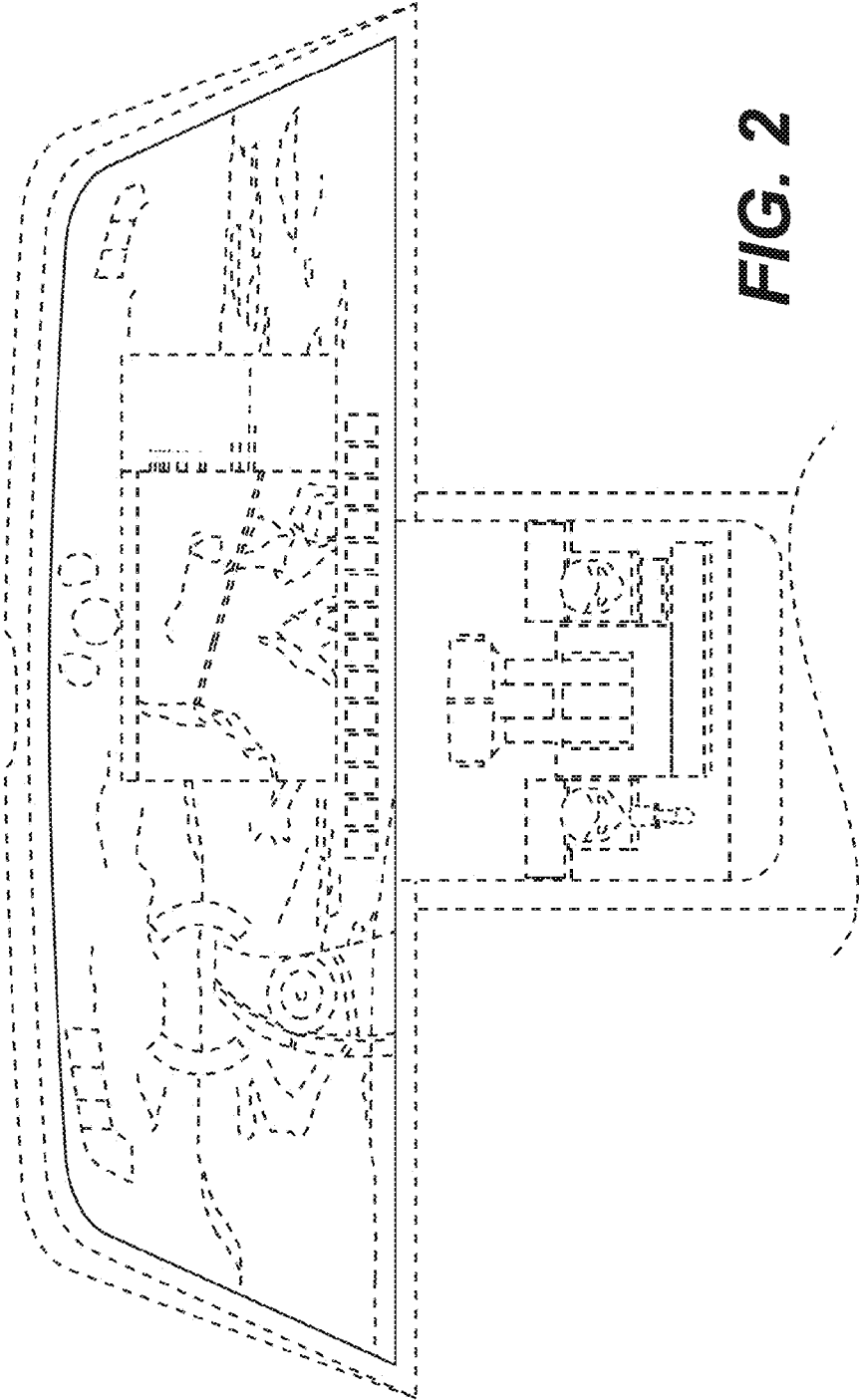


FIG. 2

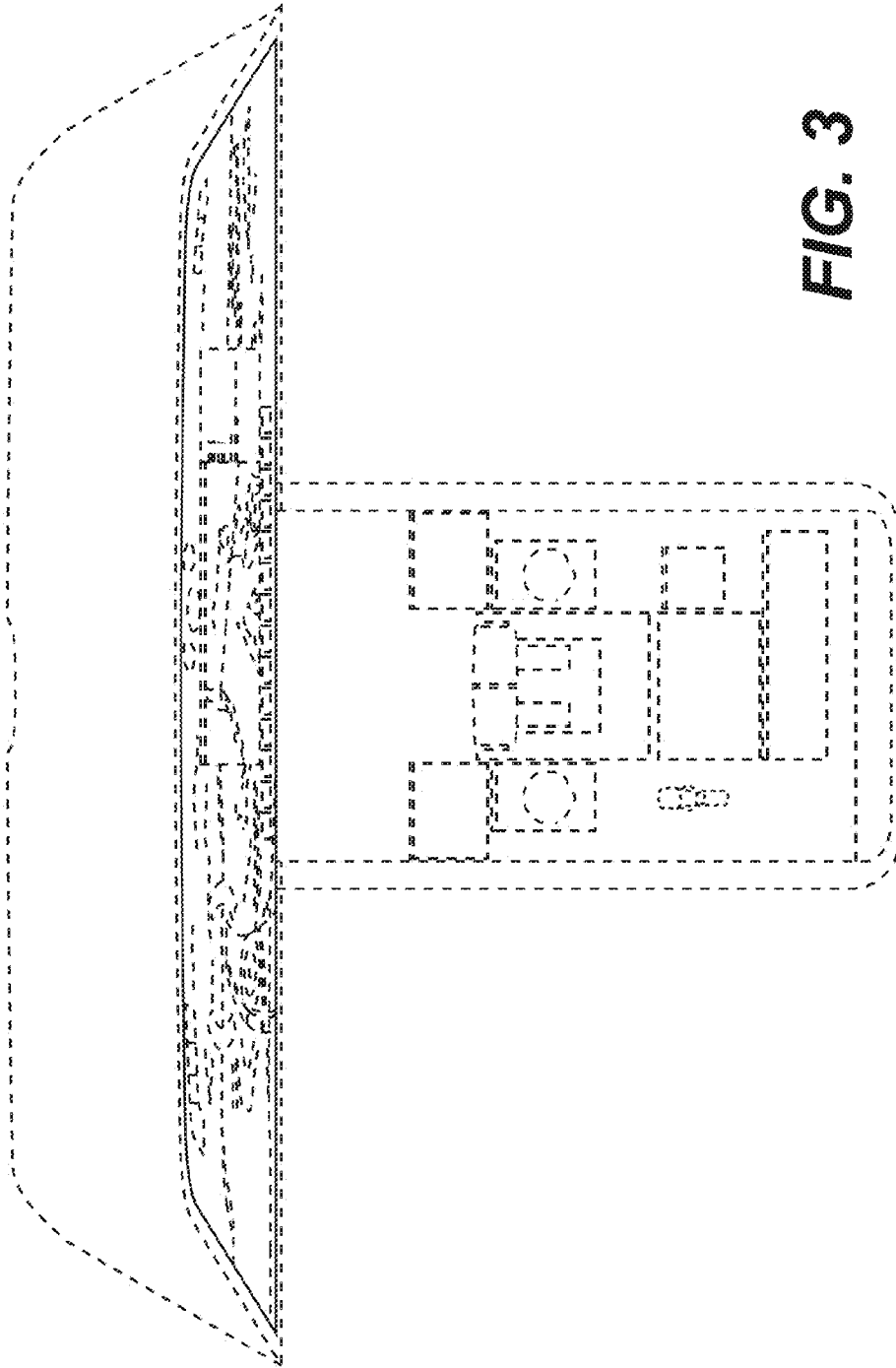


FIG. 3