

(12) INTERNATIONAL APPLICATION PUBLISHED UNDER THE PATENT COOPERATION TREATY (PCT)

(19) World Intellectual Property Organization
International Bureau



(43) International Publication Date
29 October 2009 (29.10.2009)

(10) International Publication Number
WO 2009/131977 A1

(51) International Patent Classification:

C07C 69/732 (2006.01) C07D 265/30 (2006.01)
C07C 69/738 (2006.01) C07D 333/38 (2006.01)
C07C 405/00 (2006.01) C07D 419/12 (2006.01)

(21) International Application Number:

PCT/US2009/041205

(22) International Filing Date:

21 April 2009 (21.04.2009)

(25) Filing Language:

English

(26) Publication Language:

English

(30) Priority Data:

61/047,520 24 April 2008 (24.04.2008) US

(71) Applicant (for all designated States except US): **ALLERGAN, INC.** [US/US]; 2525 Dupont Drive, T2-7H, Irvine, CA 92612 (US).

(71) Applicants and

(72) Inventors: **DONDE, Yariv** [US/US]; 24386 Antilles Way, Dana Point, CA 92629 (US). **NGUYEN, Jeremiah, H.** [US/US]; 16146 Bamboo St., La Puente, CA 91744 (US).

(74) Agents: **WURST, John** et al.; Allergan, Inc., 2525 Dupont Drive, Irvine, CA (US).

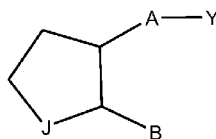
(81) Designated States (unless otherwise indicated, for every kind of national protection available): AE, AG, AL, AM, AO, AT, AU, AZ, BA, BB, BG, BH, BR, BW, BY, BZ, CA, CH, CN, CO, CR, CU, CZ, DE, DK, DM, DO, DZ, EC, EE, EG, ES, FI, GB, GD, GE, GH, GM, GT, HN, HR, HU, ID, IL, IN, IS, JP, KE, KG, KM, KN, KP, KR, KZ, LA, LC, LK, LR, LS, LT, LU, LY, MA, MD, ME, MG, MK, MN, MW, MX, MY, MZ, NA, NG, NI, NO, NZ, OM, PG, PH, PL, PT, RO, RS, RU, SC, SD, SE, SG, SK, SL, SM, ST, SV, SY, TJ, TM, TN, TR, TT, TZ, UA, UG, US, UZ, VC, VN, ZA, ZM, ZW.

(84) Designated States (unless otherwise indicated, for every kind of regional protection available): ARIPO (BW, GH, GM, KE, LS, MW, MZ, NA, SD, SL, SZ, TZ, UG, ZM, ZW), Eurasian (AM, AZ, BY, KG, KZ, MD, RU, TJ, TM), European (AT, BE, BG, CH, CY, CZ, DE, DK, EE, ES, FI, FR, GB, GR, HR, HU, IE, IS, IT, LT, LU, LV, MC, MK, MT, NL, NO, PL, PT, RO, SE, SI, SK, TR), OAPI (BF, BJ, CF, CG, CI, CM, GA, GN, GQ, GW, ML, MR, NE, SN, TD, TG).

Published:

— with international search report (Art. 21(3))

(54) Title: THERAPEUTIC COMPOUNDS



(I)

(57) Abstract: Compounds comprising formula (I) or a pharmaceutically acceptable salt thereof, are disclosed, wherein J, B, Y, and A are as described in claims 1-13. Methods, compositions, and medicaments related thereto are also disclosed, for treating baldness, glaucoma or inflammatory bowel diseases.

WO 2009/131977 A1

THERAPEUTIC COMPOUNDS

CROSS-REFERENCE

[0001] This application claims priority to U.S. Provisional Application serial number 61/047,520, filed April 24, 2008, which is hereby incorporated by reference in its entirety.

DESCRIPTION OF RELATED ART

[0002] Ocular hypotensive agents are useful in the treatment of a number of various ocular hypertensive conditions, such as post-surgical and post-laser trabeculectomy ocular hypertensive episodes, glaucoma, and as presurgical adjuncts.

[0003] Glaucoma is a disease of the eye characterized by increased intraocular pressure. On the basis of its etiology, glaucoma has been classified as primary or secondary. For example, primary glaucoma in adults (congenital glaucoma) may be either open-angle or acute or chronic angle-closure. Secondary glaucoma results from pre-existing ocular diseases such as uveitis, intraocular tumor or an enlarged cataract.

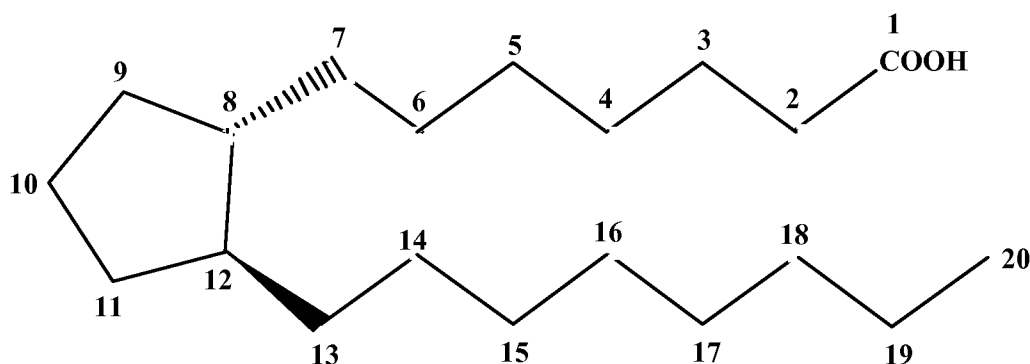
[0004] The underlying causes of primary glaucoma are not yet known. The increased intraocular tension is due to the obstruction of aqueous humor outflow. In chronic open-angle glaucoma, the anterior chamber and its anatomic structures appear normal, but drainage of the aqueous humor is impeded. In acute or chronic angle-closure glaucoma, the anterior chamber is shallow, the filtration angle is narrowed, and the iris may obstruct the trabecular meshwork at the entrance of the canal of Schlemm. Dilation of the pupil may push the root of the iris forward against the angle, and may produce pupillary block and thus precipitate an acute attack. Eyes with narrow anterior chamber angles are predisposed to acute angle-closure glaucoma attacks of various degrees of severity.

[0005] Secondary glaucoma is caused by any interference with the flow of aqueous humor from the posterior chamber into the anterior chamber and subsequently, into the canal of Schlemm. Inflammatory disease of the anterior segment may prevent aqueous escape by causing complete posterior synechia in iris bombe, and may plug the drainage channel with exudates. Other common causes are intraocular tumors,

enlarged cataracts, central retinal vein occlusion, trauma to the eye, operative procedures and intraocular hemorrhage.

[0006] Considering all types together, glaucoma occurs in about 2% of all persons over the age of 40 and may be asymptotic for years before progressing to rapid loss of vision. In cases where surgery is not indicated, topical β -adrenoreceptor antagonists have traditionally been the drugs of choice for treating glaucoma.

[0007] Certain eicosanoids and their derivatives are currently commercially available for use in glaucoma management. Eicosanoids and derivatives include numerous biologically important compounds such as prostaglandins and their derivatives. Prostaglandins can be described as derivatives of prostanic acid which have the following structural formula:



[0008] Various types of prostaglandins are known, depending on the structure and substituents carried on the alicyclic ring of the prostanic acid skeleton. Further classification is based on the number of unsaturated bonds in the side chain indicated by numerical subscripts after the generic type of prostaglandin [e.g. prostaglandin E₁ (PGE₁), prostaglandin E₂ (PGE₂)], and on the configuration of the substituents on the alicyclic ring indicated by α or β [e.g. prostaglandin F₂ α (PGF₂ β)].

[0009] Prostaglandin EP₂ selective agonists are believed to have several medical uses. For example, U.S. Patent No. 6,437,146 teaches the use of prostaglandin EP₂ selective agonists "for treating or preventing inflammation and pain in joint and muscle (e.g., rheumatoid arthritis, rheumatoid spondylitis, osteoarthritis, gouty arthritis, juvenile arthritis, etc.), inflammatory skin condition (e.g., sunburn, burns, eczema, dermatitis, etc.), inflammatory eye condition (e.g., conjunctivitis, etc.), lung disorder in which inflammation is involved (e.g., asthma, bronchitis, pigeon fancier's disease, farmer's lung, etc.), condition of the gastrointestinal tract associated with inflammation (e.g.,

apthous ulcer, Crohn's disease, atrophic gastritis, gastritis varioliforme, ulcerative colitis, coeliac disease, regional ileitis, irritable bowel syndrome, etc.), gingivitis, inflammation, pain and tumescence after operation or injury, pyrexia, pain and other conditions associated with inflammation, allergic disease, systemic lupus erythematosus, scleroderma, polymyositis, tendinitis, bursitis, periarteritis nodosa, rheumatic fever, Sjgren's syndrome, Behcet disease, thyroiditis, type I diabetes, diabetic complication (diabetic microangiopathy, diabetic retinopathy, diabetic neuropathy, etc.), nephrotic syndrome, aplastic anemia, myasthenia gravis, uveitis contact dermatitis, psoriasis, Kawasaki disease, sarcoidosis, Hodgkin's disease, Alzheimer's disease, kidney dysfunction (nephritis, nephritic syndrome, etc.), liver dysfunction (hepatitis, cirrhosis, etc.), gastrointestinal dysfunction (diarrhea, inflammatory bowel disease, etc.) shock, bone disease characterized by abnormal bone metabolism such as osteoporosis (especially, postmenopausal osteoporosis), hypercalcemia, hyperparathyroidism, Paget's bone diseases, osteolysis, hypercalcemia of malignancy with or without bone metastases, rheumatoid arthritis, periodontitis, osteoarthritis, ostealgia, osteopenia, cancer cachexia, calculosis, lithiasis (especially, urolithiasis), solid carcinoma, mesangial proliferative glomerulonephritis, edema (e.g. cardiac edema, cerebral edema, etc.), hypertension such as malignant hypertension or the like, premenstrual tension, urinary calculus, oliguria such as the one caused by acute or chronic failure, hyperphosphaturia, or the like.”

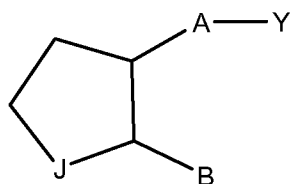
[0010] United State Patent No 6,710,072 teaches the use of EP2 agonists for the treatment or prevention of “osteoporosis, constipation, renal disorders, sexual dysfunction, baldness, diabetes, cancer and in disorder of immune regulation...various pathophysiological diseases including acute myocardial infarction, vascular thrombosis, hypertension, pulmonary hypertension, ischemic heart disease, congestive heart failure, and angina pectoris.”

SUMMARY OF THE INVENTION

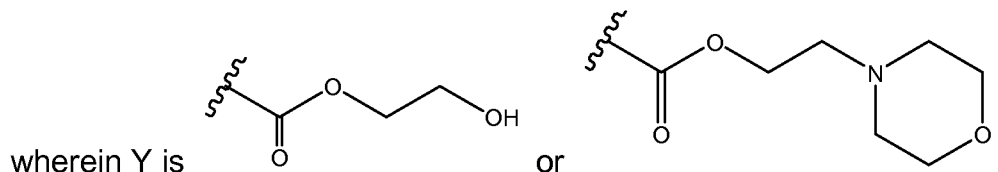
[0011] Disclosed herein are compounds useful in treating glaucoma, inflammatory bowel disease, the stimulation of hair growth, and the stimulation of the conversion of vellus hair to terminal hair. The compounds themselves are disclosed below.

DESCRIPTION OF THE INVENTION

[0012] Disclosed herein is a compound having a structure



or a pharmaceutically acceptable salt thereof, or a prodrug thereof;



A is $-(\text{CH}_2)_6-$, *cis* $-\text{CH}_2\text{CH}=\text{CH}-(\text{CH}_2)_3-$, or $-\text{CH}_2\text{C}\equiv\text{C}-(\text{CH}_2)_3-$, wherein 1 or 2 carbon atoms may be replaced by S or O; or A is $-(\text{CH}_2)_m-\text{Ar}-(\text{CH}_2)_o-$ wherein Ar is interarylene or heterointerarylene, the sum of m and o is 1, 2, 3, or 4, and wherein one CH_2 may be replaced by S or O;

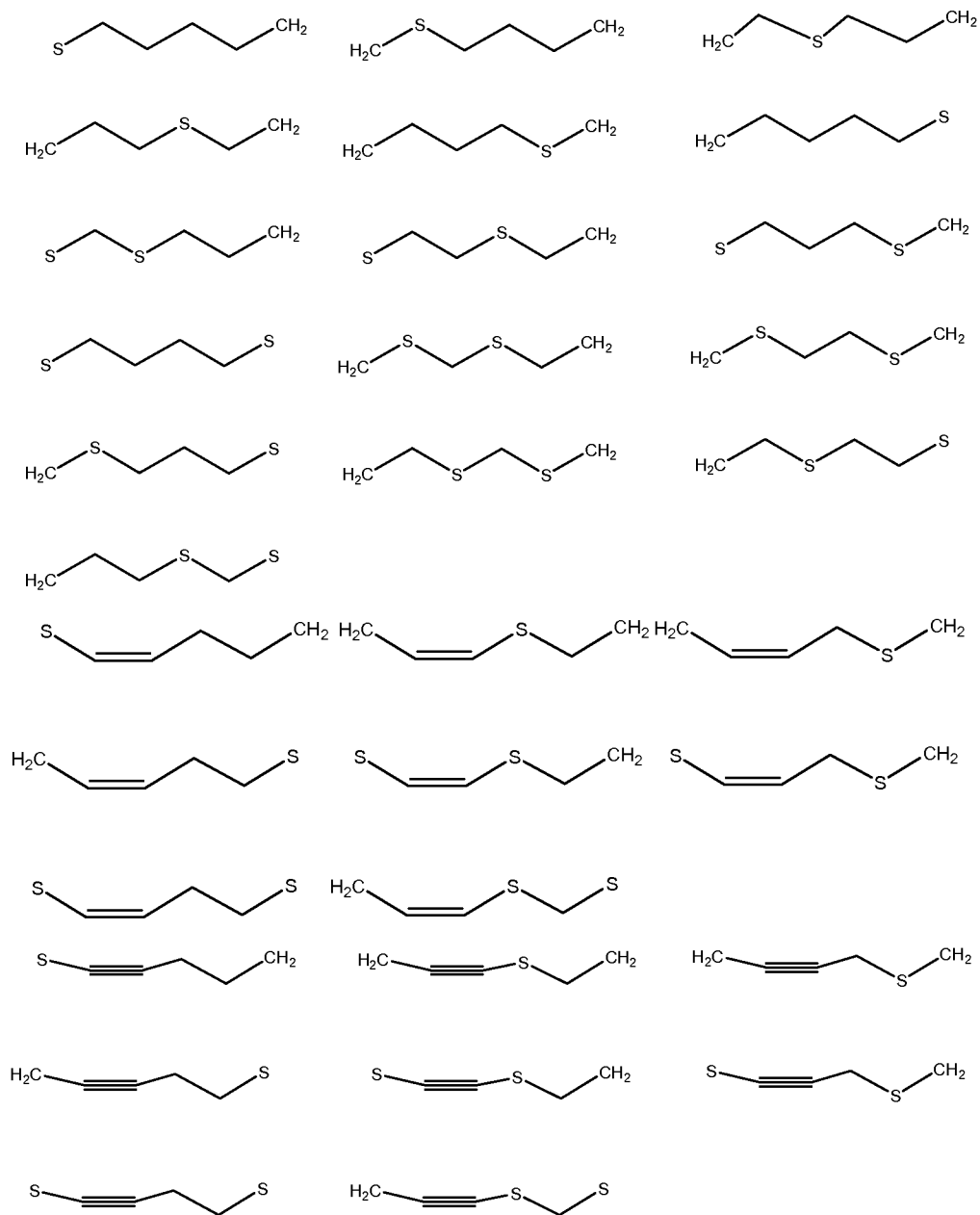
J is C=O, CHOH, CHF, CHCl, CHBr, CF_2 , CCl_2 , CBr_2 , or CHCN; and

B is substituted aryl or substituted heteroaryl.

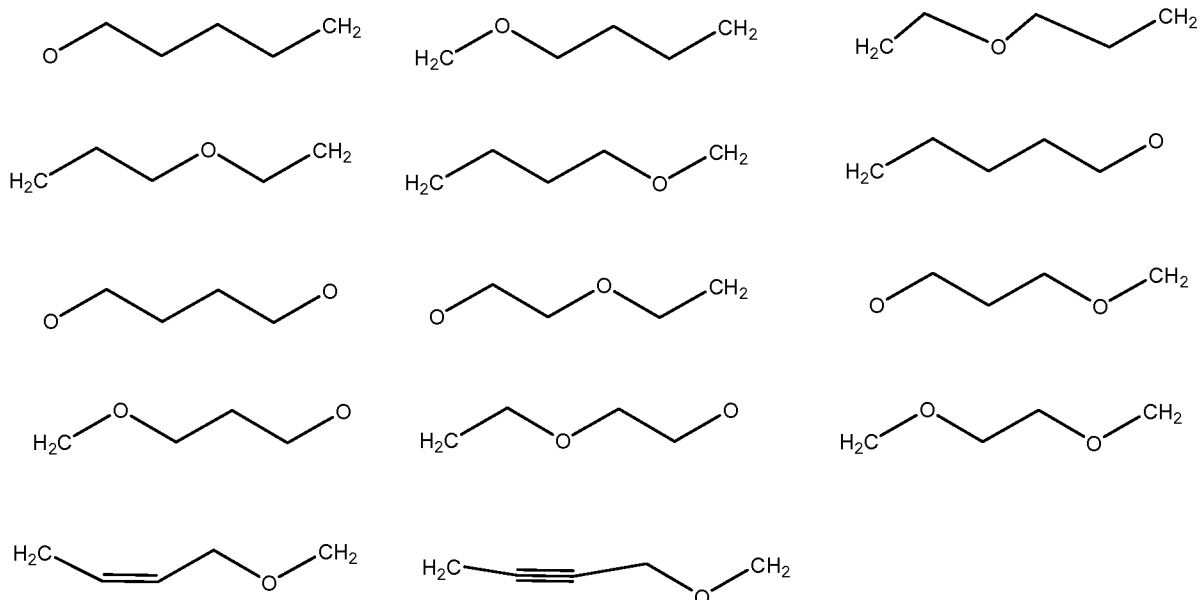
[0013] In relation to the identity of A disclosed in the chemical structures presented herein, A is $-(\text{CH}_2)_6-$, *cis* $-\text{CH}_2\text{CH}=\text{CH}-(\text{CH}_2)_3-$, or $-\text{CH}_2\text{C}\equiv\text{C}-(\text{CH}_2)_3-$, wherein 1 or 2 carbon atoms may be replaced with S or O; or A is $-(\text{CH}_2)_m-\text{Ar}-(\text{CH}_2)_o-$ wherein Ar is interarylene or heterointerarylene, the sum of m and o is 1, 2, 3, or 4, and wherein one CH_2 may be replaced with S or O.

[0014] While not intending to be limiting, A may be $-(\text{CH}_2)_6-$, *cis* $-\text{CH}_2\text{CH}=\text{CH}-(\text{CH}_2)_3-$, or $-\text{CH}_2\text{C}\equiv\text{C}-(\text{CH}_2)_3-$.

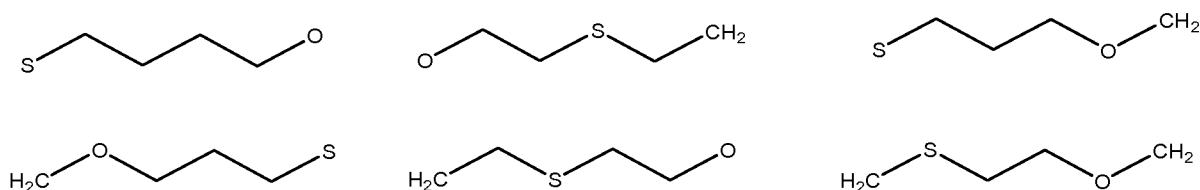
[0015] Alternatively, A may be a group which is related to one of these three moieties in that any carbon is replaced with S and/or O. For example, while not intending to limit the scope of the invention in any way, A may be a moiety where S replaces one or two carbon atoms such as one of the following or the like.



[0016] Alternatively, while not intending to limit the scope of the invention in any way, A may be a moiety where O replaces one or two carbon atoms such as one of the following or the like.



[0017] Alternatively, while not intending to limit the scope of the invention in any way, A may have an O replacing one carbon atom and an S replacing another carbon atom, such as one of the following or the like.



[0018] Alternatively, while not intending to limit the scope of the invention in any way, in certain embodiments A is $-(\text{CH}_2)_m\text{-Ar}-(\text{CH}_2)_o-$ wherein Ar is interarylene or heterointerarylene, the sum of m and o is 1, 2, 3, or 4, and wherein one CH_2 may be replaced with S or O. In other words, while not intending to limit the scope of the invention in any way,

in one embodiment A comprises 1, 2, 3, or 4 CH_2 moieties and Ar, e.g. $-\text{CH}_2\text{-Ar-}$, $-(\text{CH}_2)_2\text{-Ar-}$, $-\text{CH}_2\text{-Ar-CH}_2-$, $-\text{CH}_2\text{Ar}-(\text{CH}_2)_2-$, $-(\text{CH}_2)_2\text{-Ar}-(\text{CH}_2)_2-$, and the like;

in another embodiment A comprises: O; 0, 1, 2, or 3 CH_2 moieties; and Ar, e.g., $-\text{O-Ar-}$, $\text{Ar-CH}_2\text{-O-}$, $-\text{O-Ar}-(\text{CH}_2)_2-$, $-\text{O-CH}_2\text{-Ar-}$, $-\text{O-CH}_2\text{-Ar}-(\text{CH}_2)_2$, and the like; or

in another embodiment A comprises: S; 0, 1, 2, or 3 CH_2 moieties; and Ar, e.g., $-\text{S-Ar-}$, $\text{Ar-CH}_2\text{-S-}$, $-\text{S-Ar}-(\text{CH}_2)_2-$, $-\text{S-CH}_2\text{-Ar-}$, $-\text{S-CH}_2\text{-Ar}-(\text{CH}_2)_2$, $-(\text{CH}_2)_2\text{-S-Ar}$, and the like.

[0019] In another embodiment, the sum of m and o is 2, 3, or 4 wherein one CH₂ may be replaced with S or O.

[0020] In another embodiment, the sum of m and o is 3 wherein one CH₂ may be replaced with S or O.

[0021] In another embodiment, the sum of m and o is 2 wherein one CH₂ may be replaced with S or O.

[0022] In another embodiment, the sum of m and o is 4 wherein one CH₂ may be replaced with S or O.

[0023] Interarylene or heterointerarylene refers to an aryl ring or ring system or a heteroaryl ring or ring system which connects two other parts of a molecule, i.e. the two parts are bonded to the ring in two distinct ring positions. Interarylene or heterointerarylene may be substituted or unsubstituted. Unsubstituted interarylene or heterointerarylene has no substituents other than the two parts of the molecule it connects. Substituted interarylene or heterointerarylene has substituents in addition to the two parts of the molecule it connects.

[0024] In one embodiment, Ar is substituted or unsubstituted interphenylene, interthienylene, interfurylene, interpyridinylene, interoxazolylene, and interthiazolylene. In another embodiment Ar is interphenylene (Ph). In another embodiment A is $-(CH_2)_2-$ Ph-. While not intending to limit scope of the invention in any way, substituents may have 4 or less heavy atoms, wherein the heavy atoms are C, N, O, S, P, F, Cl, Br, and/or I in any stable combination. Any number of hydrogen atoms required for a particular substituent will also be included. A substituent must be stable enough for the compound to be useful as described herein. In addition to the atoms listed above, a substituent may also have a metal cation or any other stable cation having an atom not listed above if the substituent is acidic and the salt form is stable. For example, -OH may form an $-O^-Na^+$ salt or CO₂H may form a CO₂⁻K⁺ salt. Any cation of the salt is not counted in the "4 or less heavy atoms." Thus, the substituent may be

hydrocarbyl having up to 4 carbon atoms, including alkyl up to C₄, alkenyl, alkynyl, and the like;

hydrocarbyloxy up to C₃;

organic acid such as CO₂H, SO₃H, P(O)(OH)₂, and the like, and salts thereof;

CF₃;

halo, such as F, Cl, or Br;

hydroxyl;

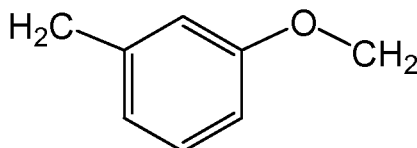
NH₂ and alkylamine functional groups up to C₃;

other N or S containing substituents such as CN, NO₂, and the like;

and the like.

[0025] In one embodiment A is $-(\text{CH}_2)_m\text{-Ar}-(\text{CH}_2)_o-$ wherein Ar is interphenylene, the sum of m and o is 1, 2, or 3, and wherein one CH₂ may be replaced with S or O.

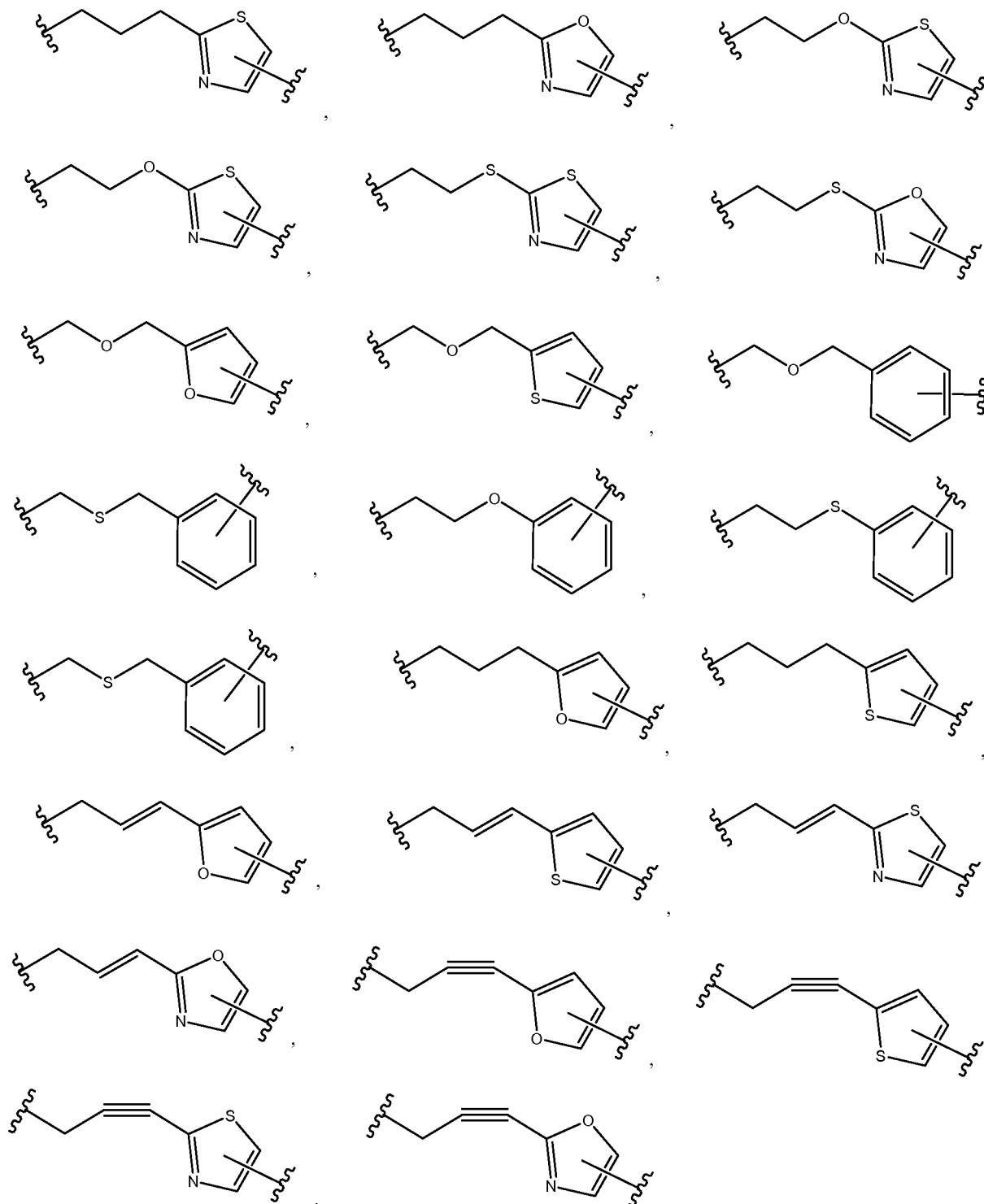
[0026] In another embodiment A is $-\text{CH}_2\text{-Ar-OCH}_2-$. In another embodiment A is $-\text{CH}_2\text{-Ar-OCH}_2-$ and Ar is interphenylene. In another embodiment, Ar is attached at the 1 and 3 positions, otherwise known as *m*-interphenylene, such as when A has the structure shown below.



[0027] In another embodiment A is $-(\text{CH}_2)_6-$, *cis* $-\text{CH}_2\text{CH}=\text{CH}-(\text{CH}_2)_3-$, or $-\text{CH}_2\text{C}\equiv\text{C}-(\text{CH}_2)_3-$, wherein 1 or 2 carbon atoms may be replaced with S or O; or A is $-(\text{CH}_2)_2\text{-Ph-}$ wherein one CH₂ may be replaced with S or O.

[0028] In another embodiment A is $-(\text{CH}_2)_6-$, *cis* $-\text{CH}_2\text{CH}=\text{CH}-(\text{CH}_2)_3-$, or $-\text{CH}_2\text{C}\equiv\text{C}-(\text{CH}_2)_3-$, wherein 1 or 2 carbon atoms may be replaced with S or O; or A is $-(\text{CH}_2)_2\text{-Ph-}$.

[0029] In other embodiments, A has one of the following structures, where Y is attached to the aromatic or heteroaromatic ring.



[0030] In another embodiment A is -CH₂OCH₂Ar.

[0031] In another embodiment A is -CH₂SCH₂Ar.

[0032] In another embodiment A is -(CH₂)₃Ar.

[0033] In another embodiment A is -CH₂O(CH₂)₄.

[0034] In another embodiment A is -CH₂S(CH₂)₄.

- [0035] In another embodiment A is $-(\text{CH}_2)_6-$.
- [0036] In another embodiment A is *cis* $-\text{CH}_2\text{CH}=\text{CH}-(\text{CH}_2)_3-$.
- [0037] In another embodiment A is $-\text{CH}_2\text{C}\equiv\text{C}-(\text{CH}_2)_3-$.
- [0038] In another embodiment A is $-\text{S}(\text{CH}_2)_3\text{S}(\text{CH}_2)_2-$.
- [0039] In another embodiment A is $-(\text{CH}_2)_4\text{OCH}_2-$.
- [0040] In another embodiment A is *cis* $-\text{CH}_2\text{CH}=\text{CH}-\text{CH}_2\text{OCH}_2-$.
- [0041] In another embodiment A is $-\text{CH}_2\text{CH}\equiv\text{CH}-\text{CH}_2\text{OCH}_2-$.
- [0042] In another embodiment A is $-(\text{CH}_2)_2\text{S}(\text{CH}_2)_3-$.
- [0043] In another embodiment A is $-\text{CH}_2-\text{Ph}-\text{OCH}_2-$, wherein Ph is interphenylene,.
- [0044] In another embodiment A is $-\text{CH}_2-m\text{Ph}-\text{OCH}_2-$, wherein mPh is *m*-interphenylene.
- [0045] In another embodiment A is $-\text{CH}_2-\text{O}-(\text{CH}_2)_4-$.
- [0046] In another embodiment A is $-\text{CH}_2-\text{O}-\text{CH}_2-\text{Ar}-$, wherein Ar is 2,5-interthienylene.
- [0047] In another embodiment A is $-\text{CH}_2-\text{O}-\text{CH}_2-\text{Ar}-$, wherein Ar is 2,5-interfurylene.
- [0048] In another embodiment A is (3-methylphenoxy)methyl.
- [0049] In another embodiment A is (4-but-2-ynyloxy)methyl.
- [0050] In another embodiment A is 2-(2-ethylthio)thiazol-4-yl.
- [0051] In another embodiment A is 2-(3-propyl)thiazol-5-yl.
- [0052] In another embodiment A is 3-methoxymethyl)phenyl.
- [0053] In another embodiment A is 3-(3-propylphenyl).
- [0054] In another embodiment A is 3-methylphenethyl.
- [0055] In another embodiment A is 4-(2-ethyl)phenyl.
- [0056] In another embodiment A is 4-phenethyl.
- [0057] In another embodiment A is 4-methoxybutyl.
- [0058] In another embodiment A is 5-(methoxymethyl)furan-2-yl .
- [0059] In another embodiment A is 5-(methoxymethyl)thiophen-2-yl.

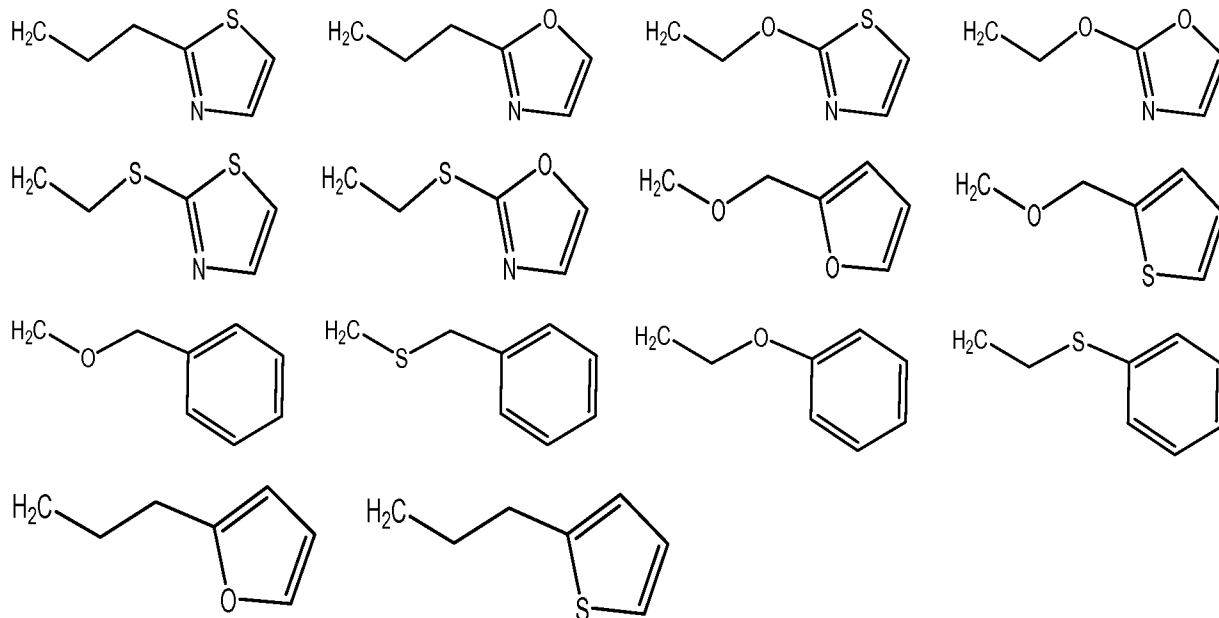
[0060] In another embodiment A is 5-(3-propyl)furan-2-yl.

[0061] In another embodiment A is 5-(3-propyl)thiophen-2-yl.

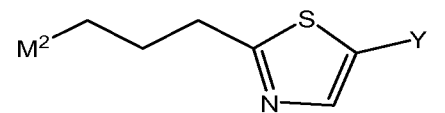
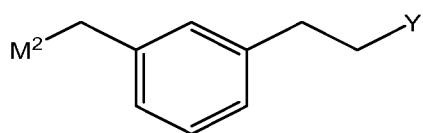
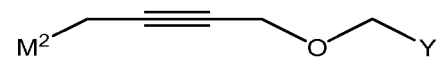
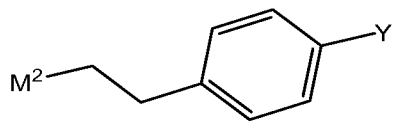
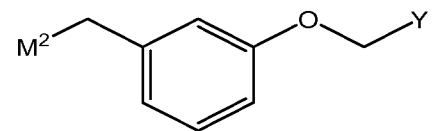
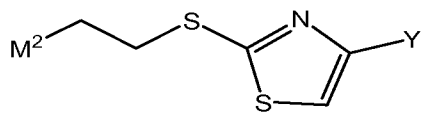
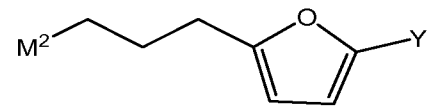
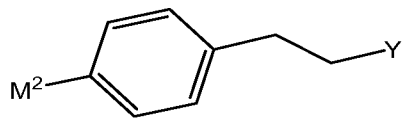
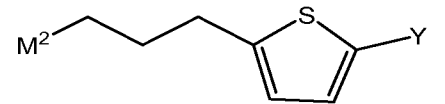
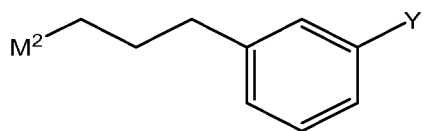
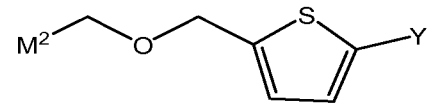
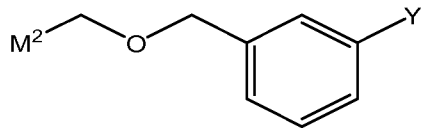
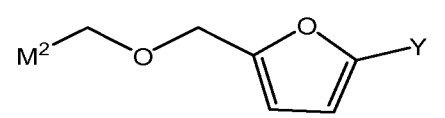
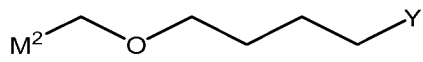
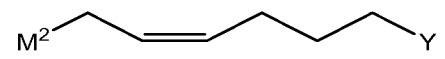
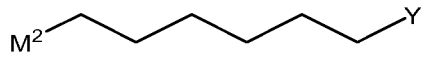
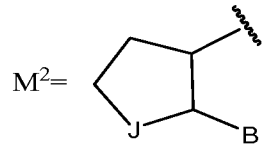
[0062] In another embodiment A is 6-hexyl.

[0063] In another embodiment A is (Z)-6-hex-4-enyl.

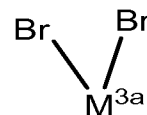
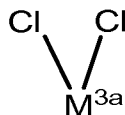
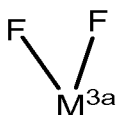
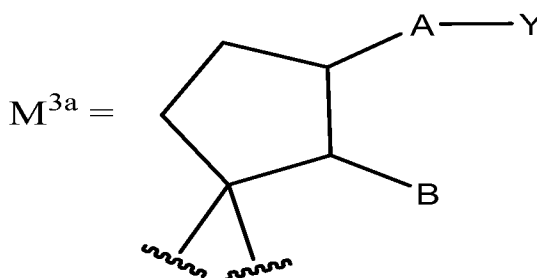


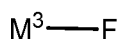
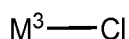
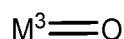
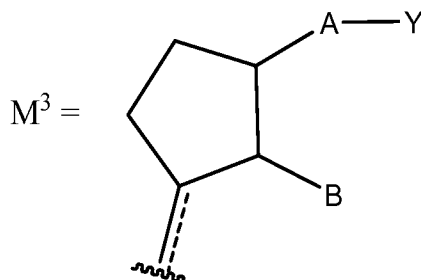
[0064] In other embodiments, A has one of the following structures, where Y is attached to the aromatic or heteroaromatic ring.



[0065] Compounds according to the each of the structures depicted below, and pharmaceutically acceptable salts thereof, and prodrugs thereof, are contemplated as individual embodiments. In other words, each structure represents a different embodiment.



[0066] J is C=O, CHOH, CHF, CHCl, CHBr, or CHCN. Thus, each structure depicted below represents a compound embodiment which is individually contemplated. Pharmaceutically acceptable salts and prodrugs of compounds according to the structures below are also contemplated.



[0067] Aryl is an aromatic ring or ring system such as phenyl, naphthyl, biphenyl, and the like.

[0068] Heteroaryl is aryl having one or more N, O, or S atoms in the ring, i.e. one or more ring carbons are substituted by N, O, and/or S. While not intending to be limiting, examples of heteroaryl include thienyl, pyridinyl, furyl, benzothienyl, benzofuryl, imidazolyl, indolyl, and the like.

[0069] A substituent of aryl or heteroaryl may have up to 20 non-hydrogen atoms each in any stable combination and as many hydrogen atoms as necessary, wherein the non-hydrogen atoms are C, N, O, S, P, F, Cl, Br, and/or I in any stable combination. However, the total number of non-hydrogen atoms on all of the substituents combined must also be 20 or less. A substituent must be sufficiently stable for the compound to

be useful as described herein. In addition to the atoms listed above, a substituent may also have a metal cation or other stable cation having an atom not listed above if the substituent is acidic and the salt form is stable. For example, -OH may form an $\text{-O}^-\text{Na}^+$ salt or CO_2H may form a CO_2^-K^+ salt. Thus, while not intending to limit the scope of the invention in any way, a substituent may be:

hydrocarbyl, i.e. a moiety consisting of only carbon and hydrogen such as alkyl, alkenyl, alkynyl, and the like, including linear, branched or cyclic hydrocarbyl, and combinations thereof;

hydrocarbyloxy, meaning O-hydrocarbyl such as OCH_3 , OCH_2CH_3 , O-cyclohexyl, etc, up to 19 carbon atoms;

other ether substituents such as CH_2OCH_3 , $(\text{CH}_2)_2\text{OCH}(\text{CH}_3)_2$, and the like;

thioether substituents including S-hydrocarbyl and other thioether substituents;

hydroxyhydrocarbyl, meaning hydrocarbyl-OH such as CH_2OH , $\text{C}(\text{CH}_3)_2\text{OH}$, etc, up to 19 carbon atoms;

nitrogen substituents such as NO_2 , CN , and the like, including

amino, such as NH_2 , $\text{NH}(\text{CH}_2\text{CH}_3\text{OH})$, NHCH_3 , and the like up to 19 carbon atoms;

carbonyl substituents, such as CO_2H , ester, amide, and the like;

halogen, such as chloro, fluoro, bromo, and the like

fluorocarbyl, such as CF_3 , CF_2CF_3 , etc.;

phosphorous substituents, such as PO_3^{2-} , and the like;

sulfur substituents, including S-hydrocarbyl, SH , SO_3H , SO_2 -hydrocarbyl, SO_3 -hydrocarbyl, and the like.

[0070] Substituted aryl or heteroaryl may have as many substituents as the ring or ring system will bear, and the substituents may be the same or different. Thus, for example, an aryl ring or a heteroaryl ring may be substituted with chloro and methyl; methyl, OH, and F; CN, NO_2 , and ethyl; and the like including any conceivable substituent or combination of substituent possible in light of this disclosure.

[0071] Substituted aryl or substituted heteroaryl also includes a bicyclic or polycyclic ring system wherein one or more rings are aromatic and one or more rings are not. For example, indanonyl, indanyl, indanoly, tetralonyl, and the like are substituted aryl. For this type of polycyclic ring system, an aromatic or heteroaromatic ring, not a non-aromatic ring, must be attached to the remainder of the molecule. In other words, in

any structure depicting –B herein, where – is a bond, the bond is a direct bond to an aromatic ring.

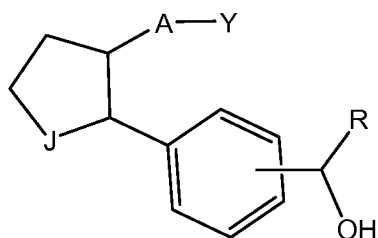
- [0072]** In one embodiment, B is substituted aryl or heteroaryl.
- [0073]** In another embodiment B is substituted phenyl.
- [0074]** In another embodiment B has no halogen atoms.
- [0075]** In another embodiment B is 4-(1-hydroxy-2,2-dimethylpropyl)phenyl.
- [0076]** In another embodiment B is 4-(1-hydroxy-2-methylpropan-2-yl)phenyl.
- [0077]** In another embodiment B is 4-(1-hydroxy-2-methylpropyl)phenyl.
- [0078]** In another embodiment B is 4-(1-hydroxybutyl)phenyl.
- [0079]** In another embodiment B is 4-(1-hydroxyheptyl)phenyl.
- [0080]** In another embodiment B is 4-(1-hydroxyhexyl)phenyl.
- [0081]** In another embodiment B is 4-(1-hydroxypentyl)phenyl.
- [0082]** In another embodiment B is 4-(1-hydroxypropyl)phenyl.
- [0083]** In another embodiment B is 4-(3-hydroxy-2-methylheptan-2-yl)phenyl.
- [0084]** In another embodiment B is 4-(3-hydroxy-2-methyloctan-2-yl)phenyl.
- [0085]** In another embodiment B is 1-hydroxy-2,3-dihydro-1H-inden-5-yl.
- [0086]** In another embodiment B is 2,3-dihydro-1H-inden-5-yl.
- [0087]** In another embodiment B is 3-(hydroxy(1-propylcyclobutyl)methyl)phenyl.
- [0088]** In another embodiment B is 4-(1-hydroxy-5,5-dimethylhexyl)phenyl.
- [0089]** In another embodiment B is 4-(hydroxy(1-propylcyclobutyl)methyl)phenyl.
- [0090]** In another embodiment B is 4-tert-butylphenyl.
- [0091]** In another embodiment B is 4-hexylphenyl.
- [0092]** In another embodiment B is 4-(1-hydroxy-2-phenylethyl)phenyl.
- [0093]** In another embodiment B is 4-(1-hydroxy-3-phenylpropyl)phenyl.
- [0094]** In another embodiment B is 4-(1-hydroxycyclobutyl)phenyl.
- [0095]** In another embodiment B is 4-(2-cyclohexyl-1-hydroxyethyl)phenyl.
- [0096]** In another embodiment B is 4-(3-cyclohexyl-1-hydroxypropyl)phenyl.

[0097] In another embodiment B is 4-(cyclohexyl(hydroxy)methyl)phenyl.

[0098] In another embodiment B is 4-(cyclohexylmethyl)phenyl.

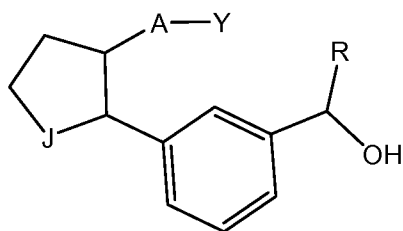
[0099] In another embodiment B is 4-(hydroxy(phenyl)methyl)phenyl.

[00100] Another embodiment is a compound according to the structure



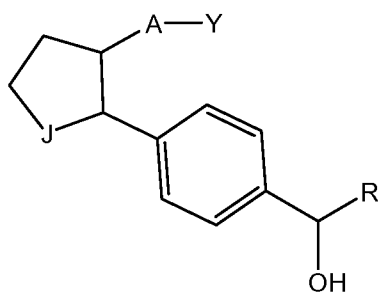
or a pharmaceutical salt thereof, or a prodrug thereof,
wherein R is hydrogen or C1-10 hydrocarbyl.

[00101] Another embodiment is a compound according to the structure



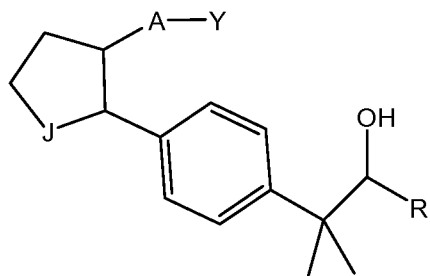
or a pharmaceutical salt thereof, or a prodrug thereof,
wherein R is hydrogen or C1-10 hydrocarbyl.

[00102] Another embodiment is a compound according to the structure



or a pharmaceutical salt thereof, or a prodrug thereof,
wherein R is hydrogen or C1-10 hydrocarbyl.

[00103] Another embodiment is a compound according to the structure



or a pharmaceutical salt thereof, or a prodrug thereof,
wherein R is hydrogen or C1-10 hydrocarbyl.

[00104] “C1-10” hydrocarbyl is hydrocarbyl having 1, 2, 3, 4, 5, 6, 7, 8, 9, or 10 carbon atoms.

[00105] Hydrocarbyl is a moiety consisting of only carbon and hydrogen, and includes, but is not limited to alkyl, alkenyl, alkynyl, and the like, and in some cases aryl, and combinations thereof.

Alkyl is hydrocarbyl having no double or triple bonds including:

linear alkyl such as methyl, ethyl, propyl, n-butyl, n-pentyl, n-hexyl, and the like;

branched alkyl such as isopropyl, branched butyl isomers (i.e. sec-butyl, tert-butyl, etc), branched pentyl isomers (i.e. isopentyl, etc), branched hexyl isomers, and higher branched alkyl fragments;

cycloalkyl such as cyclopropyl, cyclobutyl, cyclopentyl, cyclohexyl, cycloheptyl, etc.; and alkyl fragments consisting of both cyclic and noncyclic components, whether linear or branched, which may be attached to the remainder of the molecule at any available position including terminal, internal, or ring carbon atoms.

Alkenyl is hydrocarbyl having one or more double bonds including

linear alkenyl, branched alkenyl, cyclic alkenyl, and combinations thereof in analogy to alkyl.

Alkynyl is hydrocarbyl having one or more triple bonds including linear alkynyl, branched alkynyl, cyclic alkynyl and combinations thereof in analogy to alkyl.

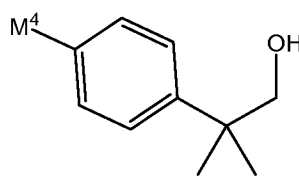
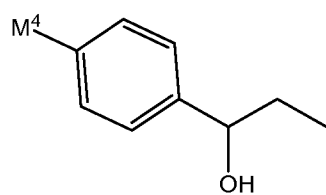
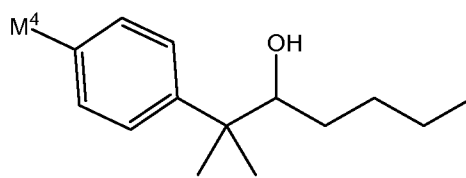
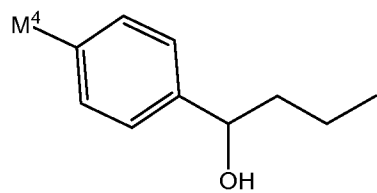
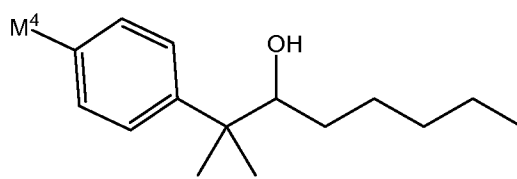
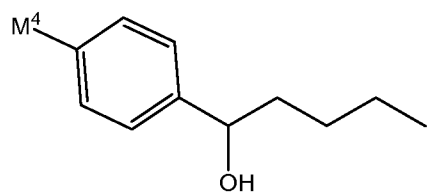
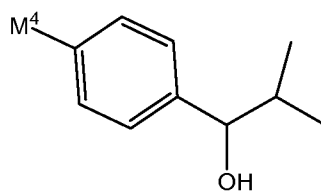
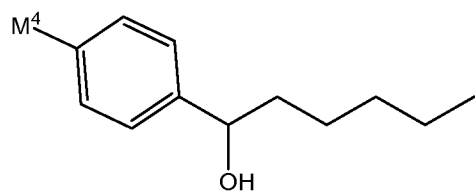
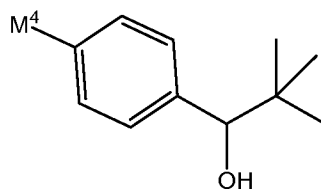
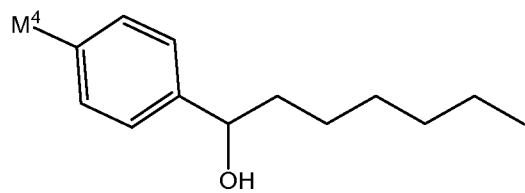
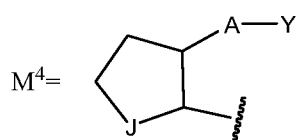
Aryl is an unsubstituted or substituted aromatic ring or ring system such as phenyl, naphthyl, biphenyl, and the like. Aryl may or may not be hydrocarbyl, depending upon whether it has substituents with heteroatoms.

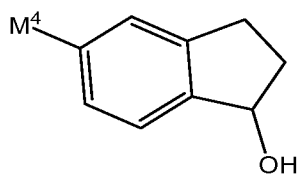
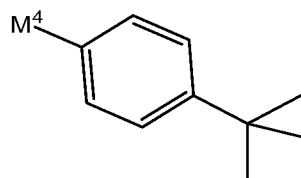
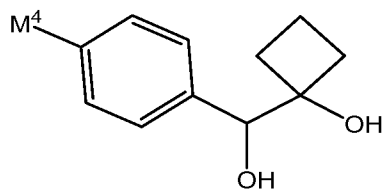
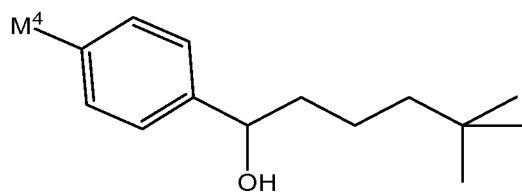
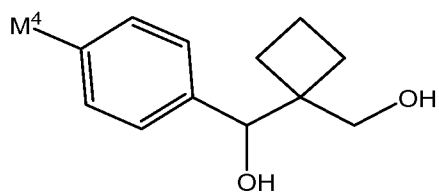
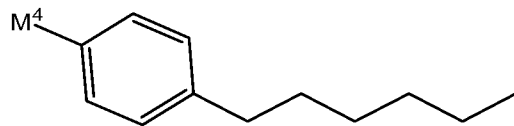
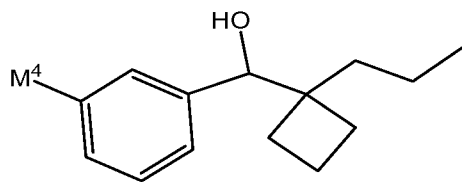
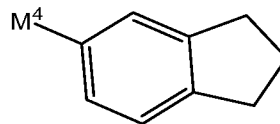
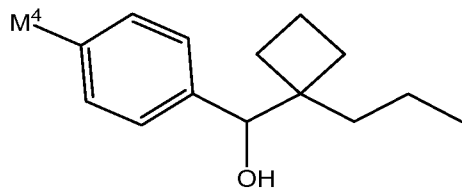
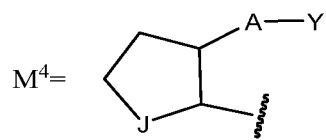
Arylalkyl is alkyl which is substituted with aryl. In other words alkyl connects aryl to the remaining part of the molecule. Examples are -CH₂-Phenyl, -CH₂-CH₂-Phenyl, and the

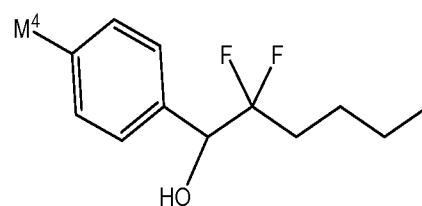
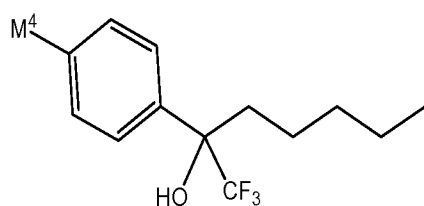
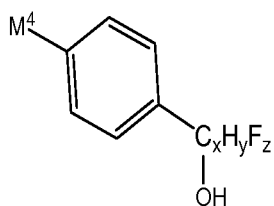
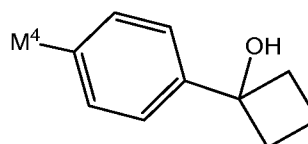
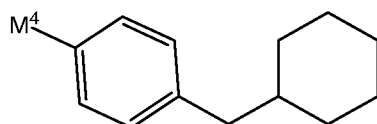
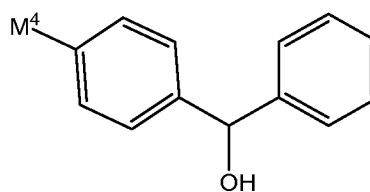
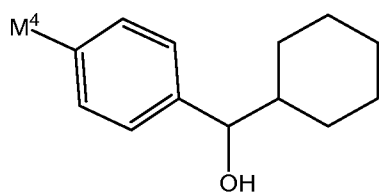
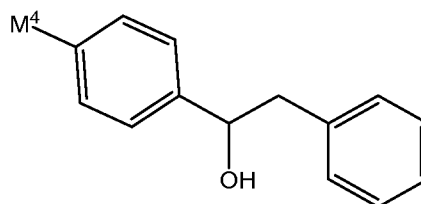
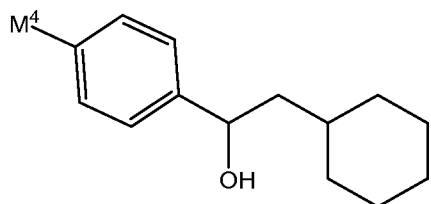
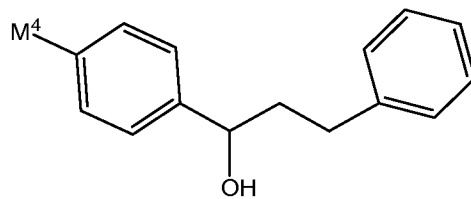
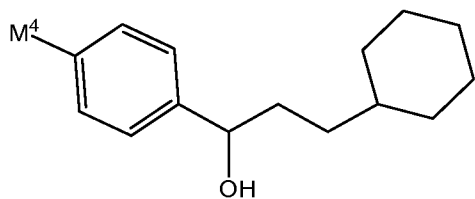
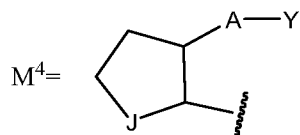
like. Arylalkyl may or may not be hydrocarbyl, depending upon whether it has substituents with heteroatoms.

Unconjugated dienes or polyenes have one or more double bonds which are not conjugated. They may be linear, branched, or cyclic, or a combination thereof. Combinations of the above are also possible.

[00106] Thus, each of the structures below is contemplated. These structures, or pharmaceutically acceptable salts thereof, or prodrugs thereof, individually represent a compound which is an embodiment contemplated herein. In other words, each structure represents a different embodiment.







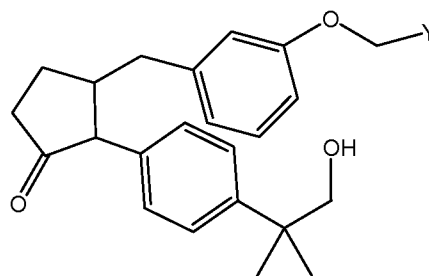
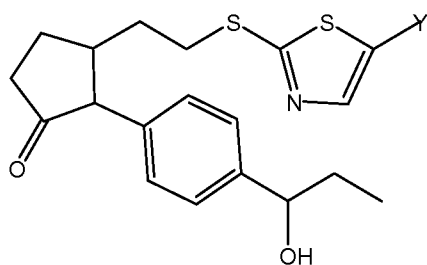
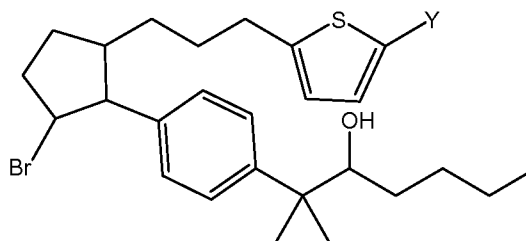
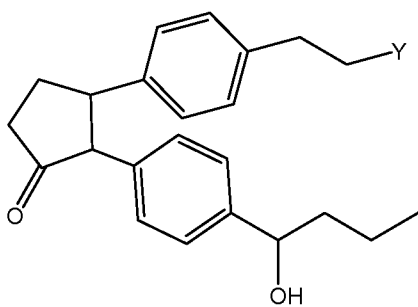
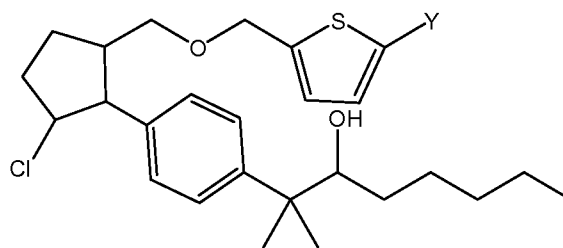
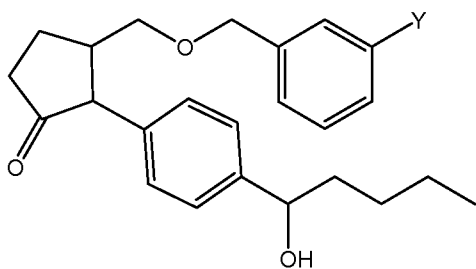
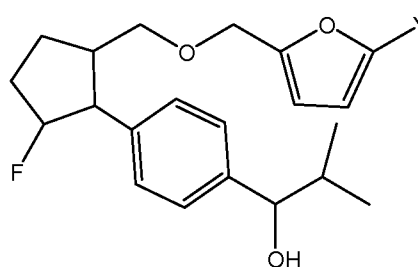
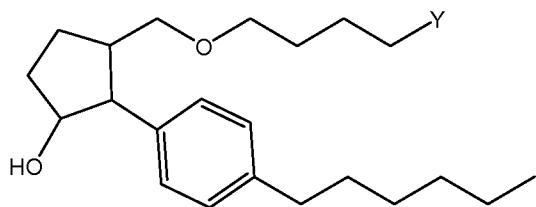
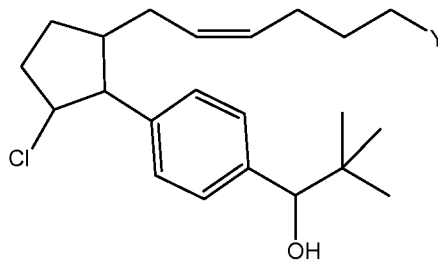
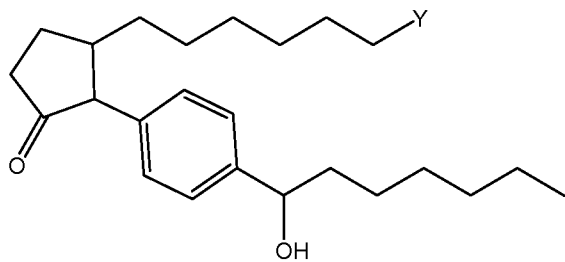
[00107] In the above embodiments, x is 5, 6, or 7, and y + z is 2x + 1.

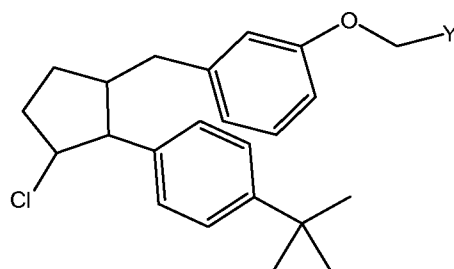
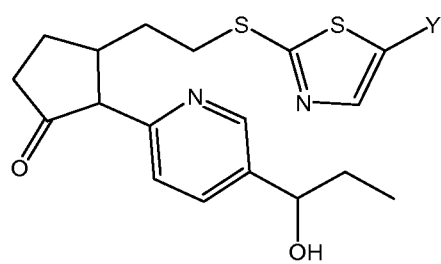
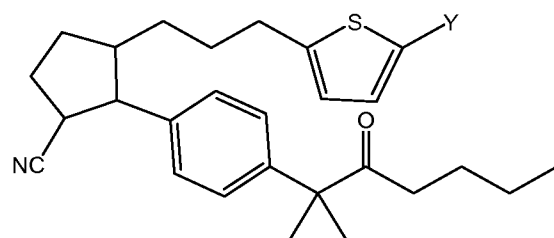
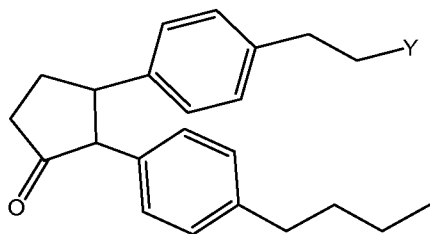
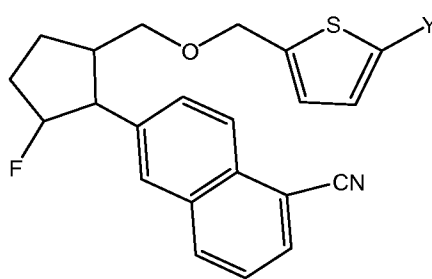
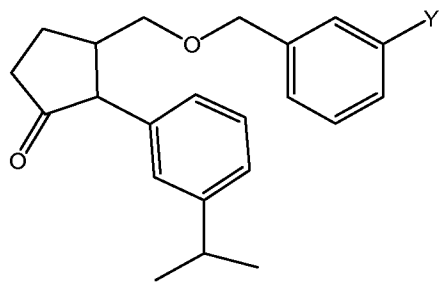
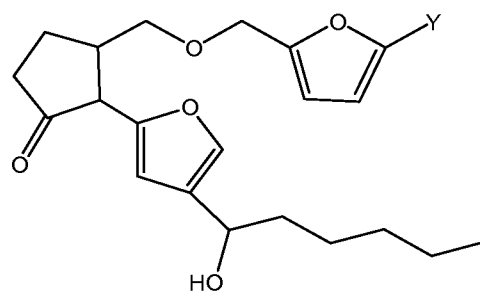
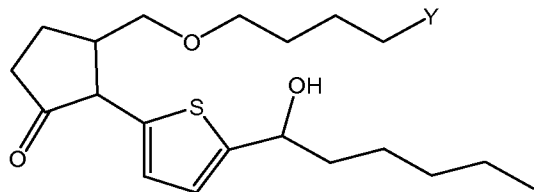
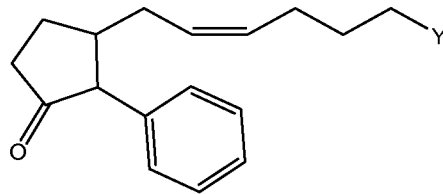
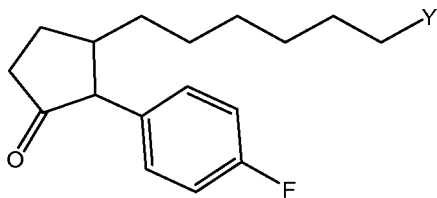
[00108] In one embodiment, x is 5 and y + z is 11.

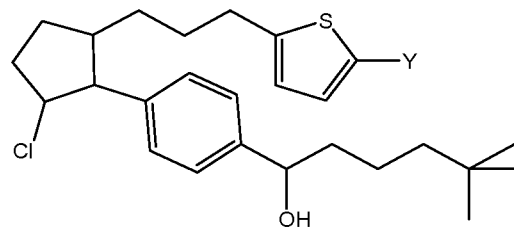
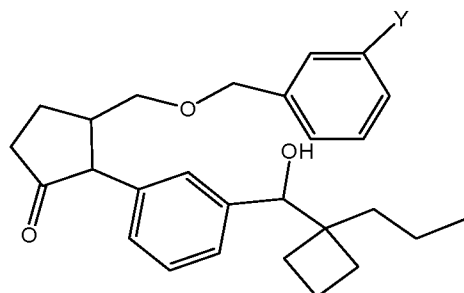
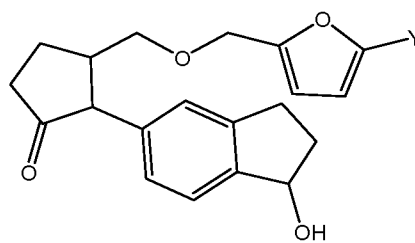
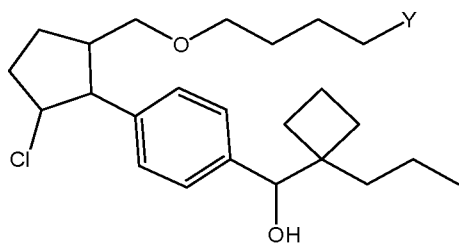
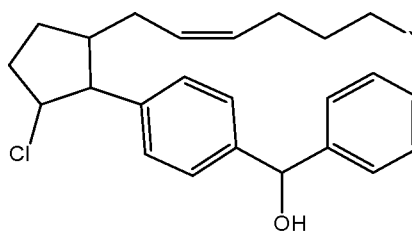
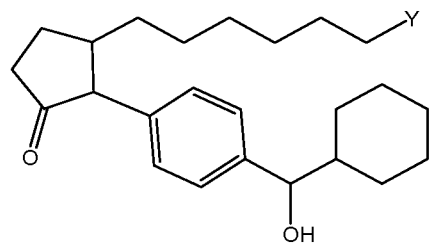
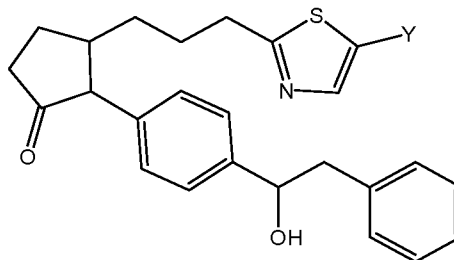
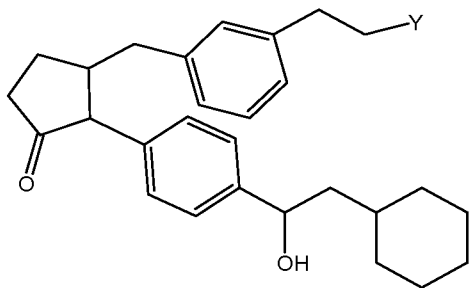
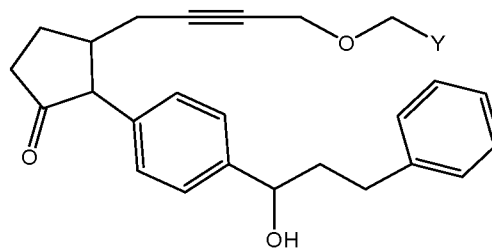
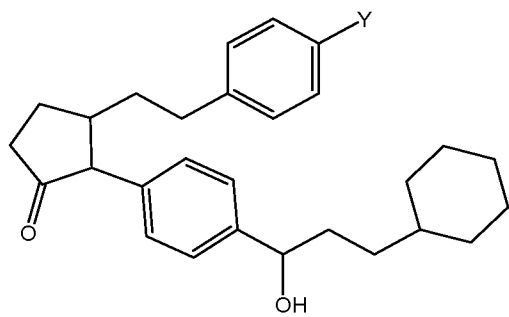
[00109] In another embodiment, x is 6 and y + z is 13.

[00110] In another embodiment, x is 7 and y + z is 15.

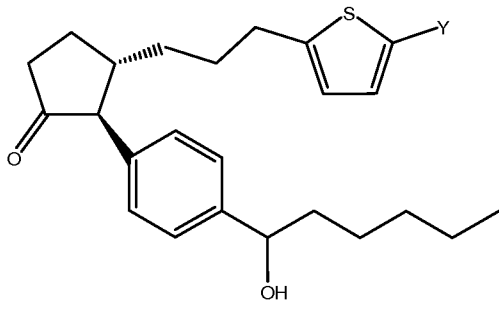
[00111] Hypothetical examples of useful compounds are shown below.



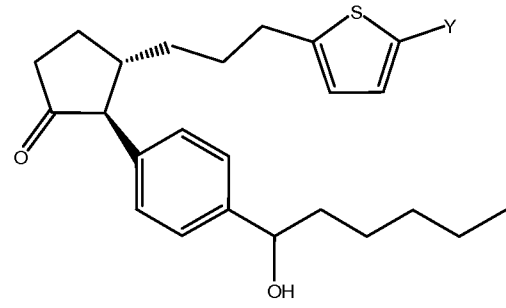




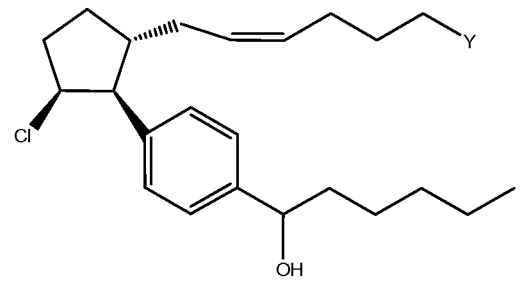
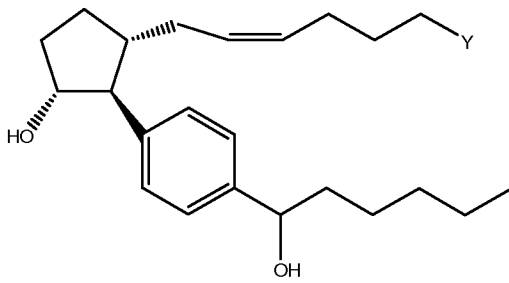
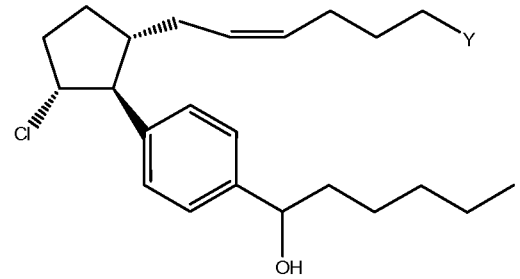
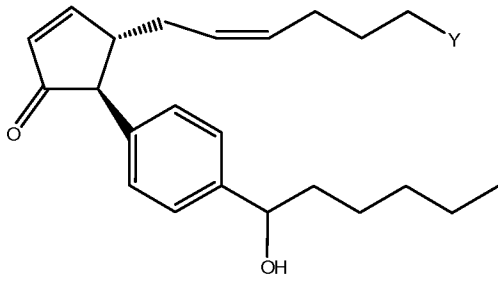
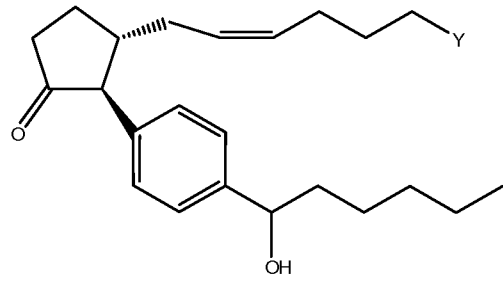
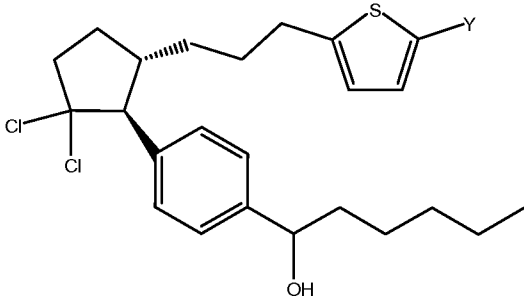
[00112] Other examples of useful compounds are shown below.



low retention time diastereomer



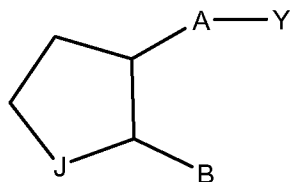
high retention time diastereomer



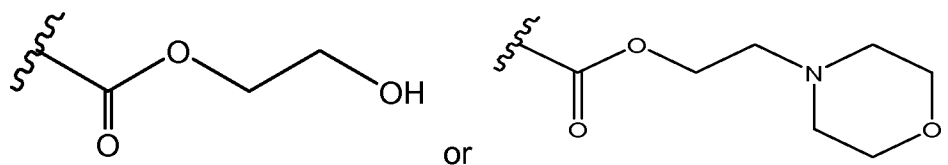
Compound examples:

[00113] The following are hypothetical examples of useful compounds:

Compound Example 1. A compound having a structure



or a pharmaceutically acceptable salt thereof, or a prodrug thereof;



wherein Y is

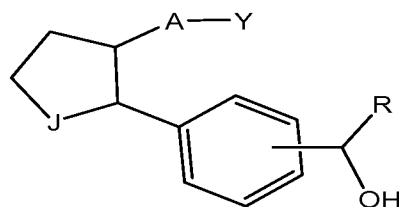
A is $-(\text{CH}_2)_6-$, *cis* $-\text{CH}_2\text{CH}=\text{CH}-(\text{CH}_2)_3-$, or $-\text{CH}_2\text{C}\equiv\text{C}-(\text{CH}_2)_3-$, wherein 1 or 2 carbon atoms may be replaced by S or O; or A is $-(\text{CH}_2)_m-\text{Ar}-(\text{CH}_2)_o-$ wherein Ar is interarylene or heterointerarylene, the sum of m and o is 1, 2, 3, or 4, and wherein one CH_2 may be replaced by S or O;

J is C=O, CHOH, CHF, CHCl, CHBr, CF_2 , CCl_2 , CBr_2 , or CHCN; and

B is substituted aryl or substituted heteroaryl.

Compound Example 2. The compound according to compound example 1 wherein B is substituted phenyl.

Compound Example 3. The compound according to compound example 1 having a structure



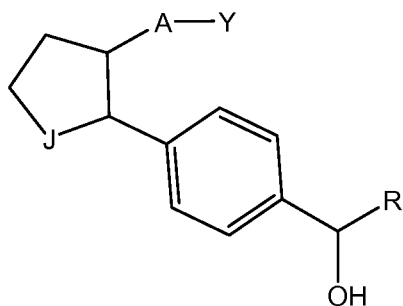
or a pharmaceutically acceptable salt thereof, or a prodrug thereof;

R is hydrogen or C_{1-10} hydrocarbyl.

Compound Example 4. The compound according to compound example 3 wherein R is alkyl.

Compound Example 5. The compound according to compound example 3 wherein R is arylalkyl.

Compound Example 6. The compound according to compound example any one of compound examples 1 to 5 having a structure



or a pharmaceutically acceptable salt thereof, or a prodrug thereof;

R is hydrogen or C₁₋₁₀ hydrocarbyl.

Compound Example 7. The compound according to compound example 1 wherein A is (3-methylphenoxy)methyl.

Compound Example 8. The compound according to compound example 1 wherein A is (4-but-2-ynyloxy)methyl.

Compound Example 9. The compound according to compound example 1 wherein A is 2-(2-ethylthio)thiazol-4-yl.

Compound Example 10. The compound according to compound example 1 wherein A is 2-(3-propyl)thiazol-5-yl.

Compound Example 11. The compound according to compound example 1 wherein A is 3-methoxymethyl)phenyl.

Compound Example 12. The compound according to compound example 1 wherein A is 3-(3-propylphenyl).

Compound Example 13. The compound according to compound example 1 wherein A is 3-methylphenethyl.

Compound Example 14. The compound according to compound example 1 wherein A is 4-(2-ethyl)phenyl.

Compound Example 15. The compound according to compound example 1 wherein A is 4-phenethyl.

Compound Example 16. The compound according to compound example 1 wherein A is 4-methoxybutyl.

Compound Example 17. The compound according to compound example 1 wherein A is 5-(methoxymethyl)furan-2-yl .

Compound Example 18. The compound according to compound example 1 wherein A is 5-(methoxymethyl)thiophen-2-yl.

Compound Example 19. The compound according to compound example 1 wherein A is 5-(3-propyl)furan-2-yl.

Compound Example 20. The compound according to compound example 1 wherein A is 5-(3-propyl)thiophen-2-yl.

Compound Example 21. The compound according to compound example 1 wherein A is 6-hexyl.

Compound Example 22. The compound according to compound example 1 wherein A is (Z)-6-hex-4-enyl.

Compound Example 23. The compound according to any one of compound examples 1 7-22 wherein B is 4-(1-hydroxy-2,2-dimethylpropyl)phenyl.

Compound Example 24. The compound according to any one of compound examples 1 7-22 wherein B is 4-(1-hydroxy-2-methylpropan-2-yl)phenyl.

Compound Example 25. The compound according to any one of compound examples 1 7-22 wherein B is 4-(1-hydroxy-2-methylpropyl)phenyl.

Compound Example 26. The compound according to any one of compound examples 1 7-22 wherein B is 4-(1-hydroxybutyl)phenyl.

Compound Example 27. The compound according to any one of compound examples 1 7-22 wherein B is 4-(1-hydroxyheptyl)phenyl.

Compound Example 28. The compound according to any one of compound examples 1 7-22 wherein B is 4-(1-hydroxyhexyl)phenyl.

Compound Example 29. The compound according to any one of compound examples 1 7-22 wherein B is 4-(1-hydroxypentyl)phenyl.

Compound Example 30. The compound according to any one of compound examples 1 7-22 wherein B is 4-(1-hydroxypropyl)phenyl.

Compound Example 31. The compound according to any one of compound examples 1 7-22 wherein B is 4-(3-hydroxy-2-methylheptan-2-yl)phenyl.

Compound Example 32. The compound according to any one of compound examples 1 7-22 wherein B is 4-(3-hydroxy-2-methyloctan-2-yl)phenyl.

Compound Example 33. The compound according to any one of compound examples 1 7-22 wherein B is 1-hydroxy-2,3-dihydro-1H-inden-5-yl.

Compound Example 34. The compound according to any one of compound examples 1 7-22 wherein B is 2,3-dihydro-1H-inden-5-yl.

Compound Example 35. The compound according to any one of compound examples 1 7-22 wherein B is 3-(hydroxy(1-propylcyclobutyl)methyl)phenyl.

Compound Example 36. The compound according to any one of compound examples 1 7-22 wherein B is 4-(1-hydroxy-5,5-dimethylhexyl)phenyl.

Compound Example 37. The compound according to any one of compound examples 1 7-22 wherein B is 4-(hydroxy(1-propylcyclobutyl)methyl)phenyl.

Compound Example 38. The compound according to any one of compound examples 1 7-22 wherein B is 4-tert-butylphenyl.

Compound Example 39. The compound according to any one of compound examples 1 7-22 wherein B is 4-hexylphenyl.

Compound Example 40. The compound according to any one of compound examples 1 7-22 wherein B is 4-(1-hydroxy-2-phenylethyl)phenyl.

Compound Example 41. The compound according to any one of compound examples 1 7-22 wherein B is 4-(1-hydroxy-3-phenylpropyl)phenyl.

Compound Example 42. The compound according to any one of compound examples 1 7-22 wherein B is 4-(1-hydroxycyclobutyl)phenyl.

Compound Example 43. The compound according to any one of compound examples 1 7-22 wherein B is 4-(2-cyclohexyl-1-hydroxyethyl)phenyl.

Compound Example 44. The compound according to any one of compound examples 1 7-22 wherein B is 4-(3-cyclohexyl-1-hydroxypropyl)phenyl.

Compound Example 45. The compound according to any one of compound examples 1 7-22 wherein B is 4-(cyclohexyl(hydroxy)methyl)phenyl.

Compound Example 46. The compound according to any one of compound examples 1 7-22 wherein B is 4-(cyclohexylmethyl)phenyl.

Compound Example 47. The compound according to any one of compound examples 1 7-22 wherein B is 4-(hydroxy(phenyl)methyl)phenyl.

[00114] The following are hypothetical examples of compositions, kits, methods, uses, and medicaments employing the hypothetical compound examples.

Composition Example:

[00115] A composition comprising a compound according to any one of compound examples 1 to 47, wherein said composition is a liquid which is ophthalmically acceptable.

Medicament Examples:

[00116] Use of a compound according to any one of compound examples 1 to 47 in the manufacture of a medicament for the treatment of glaucoma or ocular hypertension in a mammal.

[00117] Use of a compound according to any one of compound examples 1 to 47 in the manufacture of a medicament for the treatment of baldness in a mammal.

[00118] A medicament comprising a compound according to any one of compound examples 1 to 47, wherein said composition is a liquid which is ophthalmically acceptable.

Method Example:

[00119] A method comprising administering a compound according to any one of compound examples 1 to 47 to a mammal for the treatment of glaucoma or ocular hypertension.

[00120] A method comprising administering a compound according to any one of compound examples 1 to 47 to a mammal for the treatment of baldness.

Kit Example:

[00121] A kit comprising a composition comprising compound according to any one of compound examples 1 to 48, a container, and instructions for administration of said composition to a mammal for the treatment of glaucoma or ocular hypertension.

[00122] A kit comprising a composition comprising compound according to any one of compound examples 1 to 48, a container, and instructions for administration of said composition to a mammal for the treatment of baldness.

[00123] A "pharmaceutically acceptable salt" is any salt that retains the activity of the parent compound and does not impart any additional deleterious or untoward effects on the subject to which it is administered and in the context in which it is administered compared to the parent compound. A pharmaceutically acceptable salt also refers to any salt which may form in vivo as a result of administration of an acid, another salt, or a prodrug which is converted into an acid or salt.

[00124] Pharmaceutically acceptable salts of acidic functional groups may be derived from organic or inorganic bases. The salt may comprise a mono or polyvalent ion. Of particular interest are the inorganic ions lithium, sodium, potassium, calcium, and magnesium. Organic salts may be made with amines, particularly ammonium salts

such as mono-, di- and trialkyl amines or ethanol amines. Salts may also be formed with caffeine, tromethamine and similar molecules. Hydrochloric acid or some other pharmaceutically acceptable acid may form a salt with a compound that includes a basic group, such as an amine or a pyridine ring.

[00125] A "prodrug" is a compound which is converted to a therapeutically active compound after administration, and the term should be interpreted as broadly herein as is generally understood in the art. While not intending to limit the scope of the invention, conversion may occur by hydrolysis of an ester group or some other biologically labile group. Generally, but not necessarily, a prodrug is inactive or less active than the therapeutically active compound to which it is converted. Ester prodrugs of the compounds disclosed herein are specifically contemplated. An ester may be derived from a carboxylic acid of C₁ (i.e. the terminal carboxylic acid of a natural prostaglandin), or an ester may be derived from a carboxylic acid functional group on another part of the molecule, such as on a phenyl ring. While not intending to be limiting, an ester may be an alkyl ester, an aryl ester, or a heteroaryl ester. The term alkyl has the meaning generally understood by those skilled in the art and refers to linear, branched, or cyclic alkyl moieties. C₁₋₆ alkyl esters are particularly useful, where alkyl part of the ester has from 1 to 6 carbon atoms and includes, but is not limited to, methyl, ethyl, propyl, isopropyl, *n*-butyl, *sec*-butyl, *iso*-butyl, *t*-butyl, pentyl isomers, hexyl isomers, cyclopropyl, cyclobutyl, cyclopentyl, cyclohexyl, and combinations thereof having from 1-6 carbon atoms, etc.

[00126] Those skilled in the art will readily understand that for administration or the manufacture of medicaments the compounds disclosed herein can be admixed with pharmaceutically acceptable excipients which per se are well known in the art. Specifically, a drug to be administered systemically, it may be confectioned as a powder, pill, tablet or the like, or as a solution, emulsion, suspension, aerosol, syrup or elixir suitable for oral or parenteral administration or inhalation.

[00127] For solid dosage forms or medicaments, non-toxic solid carriers include, but are not limited to, pharmaceutical grades of mannitol, lactose, starch, magnesium stearate, sodium saccharin, the polyalkylene glycols, talcum, cellulose, glucose, sucrose and magnesium carbonate. The solid dosage forms may be uncoated or they may be coated by known techniques to delay disintegration and absorption in the gastrointestinal tract and thereby provide a sustained action over a longer period. For

example, a time delay material such as glyceryl monostearate or glyceryl distearate may be employed. They may also be coated by the technique described in the U.S. Pat. Nos. 4,256,108; 4,166,452; and 4,265,874 to form osmotic therapeutic tablets for control release. Liquid pharmaceutically administrable dosage forms can, for example, comprise a solution or suspension of one or more of the presently useful compounds and optional pharmaceutical adjuncts in a carrier, such as for example, water, saline, aqueous dextrose, glycerol, ethanol and the like, to thereby form a solution or suspension. If desired, the pharmaceutical composition to be administered may also contain minor amounts of nontoxic auxiliary substances such as wetting or emulsifying agents, pH buffering agents and the like. Typical examples of such auxiliary agents are sodium acetate, sorbitan monolaurate, triethanolamine, sodium acetate, triethanolamine oleate, etc. Actual methods of preparing such dosage forms are known, or will be apparent, to those skilled in this art; for example, see Remington's Pharmaceutical Sciences, Mack Publishing Company, Easton, Pa., 16th Edition, 1980. The composition of the formulation to be administered, in any event, contains a quantity of one or more of the presently useful compounds in an amount effective to provide the desired therapeutic effect.

[00128] Parenteral administration is generally characterized by injection, either subcutaneously, intramuscularly or intravenously. Injectables can be prepared in conventional forms, either as liquid solutions or suspensions, solid forms suitable for solution or suspension in liquid prior to injection, or as emulsions. Suitable excipients are, for example, water, saline, dextrose, glycerol, ethanol and the like. In addition, if desired, the injectable pharmaceutical compositions to be administered may also contain minor amounts of non-toxic auxiliary substances such as wetting or emulsifying agents, pH buffering agents and the like.

[00129] The amount of the presently useful compound or compounds administered is dependent on the therapeutic effect or effects desired, on the specific mammal being treated, on the severity and nature of the mammal's condition, on the manner of administration, on the potency and pharmacodynamics of the particular compound or compounds employed, and on the judgment of the prescribing physician. The therapeutically effective dosage of the presently useful compound or compounds may be in the range of about 0.5 or about 1 to about 100 mg/kg/day.

[00130] A liquid which is ophthalmically acceptable is formulated such that it can be administered topically to the eye. The comfort should be maximized as much as possible, although sometimes formulation considerations (e.g. drug stability) may necessitate less than optimal comfort. In the case that comfort cannot be maximized, the liquid should be formulated such that the liquid is tolerable to the patient for topical ophthalmic use. Additionally, an ophthalmically acceptable liquid should either be packaged for single use, or contain a preservative to prevent contamination over multiple uses.

[00131] For ophthalmic application, solutions or medicaments are often prepared using a physiological saline solution as a major vehicle. Ophthalmic solutions should preferably be maintained at a comfortable pH with an appropriate buffer system. The formulations may also contain conventional, pharmaceutically acceptable preservatives, stabilizers and surfactants.

[00132] Preservatives that may be used in the pharmaceutical compositions of the present invention include, but are not limited to, benzalkonium chloride, chlorobutanol, thimerosal, phenylmercuric acetate and phenylmercuric nitrate. A useful surfactant is, for example, Tween 80. Likewise, various useful vehicles may be used in the ophthalmic preparations of the present invention. These vehicles include, but are not limited to, polyvinyl alcohol, povidone, hydroxypropyl methyl cellulose, poloxamers, carboxymethyl cellulose, hydroxyethyl cellulose and purified water.

[00133] Tonicity adjustors may be added as needed or convenient. They include, but are not limited to, salts, particularly sodium chloride, potassium chloride, mannitol and glycerin, or any other suitable ophthalmically acceptable tonicity adjustor.

[00134] Various buffers and means for adjusting pH may be used so long as the resulting preparation is ophthalmically acceptable. Accordingly, buffers include acetate buffers, citrate buffers, phosphate buffers and borate buffers. Acids or bases may be used to adjust the pH of these formulations as needed.

[00135] In a similar vein, an ophthalmically acceptable antioxidant for use in the present invention includes, but is not limited to, sodium metabisulfite, sodium thiosulfate, acetylcysteine, butylated hydroxyanisole and butylated hydroxytoluene.

[00136] Other excipient components which may be included in the ophthalmic preparations are chelating agents. A useful chelating agent is edetate disodium, although other chelating agents may also be used in place or in conjunction with it.

[00137] The ingredients are usually used in the following amounts:

<u>Ingredient</u>	<u>Amount (% w/v)</u>
active ingredient	about 0.001-5
preservative	0-0.10
vehicle	0-40
tonicity adjustor	1-10
buffer	0.01-10
pH adjustor	q.s. pH 4.5-7.5
antioxidant	as needed
surfactant	as needed
purified water	as needed to make 100%

Applications for Stimulating Hair Growth

[00138] In one embodiment, the compounds disclosed herein can be useful in the treatment of baldness and/or hair loss. Alopecia (baldness) is a deficiency of either normal or abnormal hair, and is primarily a cosmetic problem in humans. It is a deficiency of terminal hair, the broad diameter, colored hair that is readily seen. However, in the so called bald person, although there is a noticeable absence of terminal hair, the skin does contain vellus hair, which is a fine colorless hair which may require microscopic examination to determine its presence. This vellus hair is a precursor to terminal hair.

[00139] The compounds described herein can be used to stimulate, such as the conversion of vellus hair to growth as terminal hair, as well as increasing the rate of growth of terminal hair. The utility of the compounds described herein for the stimulation of hair growth was discovered as follows.

[00140] In the course of treating patients having glaucoma, treatment may only be appropriate in one eye. Within the course of daily practice, it was discovered that a patient who had been treated with bimatoprost, a prostaglandin analogue, developed

lashed that were longer, thicker, and fuller in the treated eye than in the non-treated eye. On examination, the difference was found to be very striking. The lashes were longer and had a fuller, denser appearance in the treated eye. The lash appearance on the lids of the treated eyes would have appeared quite attractive if it represented a bilateral phenomenon. As a result of its asymmetric nature, the long lashes on one side could be construed as disturbing from a cosmetic standpoint. A systemic examination was performed as a result of the asymmetric phenomenon. It soon became apparent that this altered appearance was not an isolated finding. Comparison of the lids of patients who were taking bimatoprost in only one eye revealed subtle changes in the lashed and adjacent hairs of the bimatoprost-treated side in several patients. Definite differences could be identified to varying degrees in the lashes and adjacent hairs of all patients who were taking the drug on a unilateral basis for longer than 6 months.

[00141] The changes in the lashes were apparent on gross inspection in several patients once attention was focused on the issue. In those with light colored hair and lashes, the differences were only seen easily with the aid of the high magnification and lighting capabilities of the slit lamp biomicroscope. In the course of glaucoma follow-up examination, attention is generally immediately focused on the eye itself. As a result of the high power magnification needed only one eye is seen at a time and the eye is seen at a high enough power that the lashes are not in focus. At these higher powers, any lash asymmetry between the two eyes is not likely to be noticed except by careful systematic comparison of the lashes and adjacent hairs of the eyelids of the two eyes.

[00142] Observed parameters leading to the conclusion that more robust hair growth occurred in the treatment area following administration of the prostaglandin analogue were multiple. They included increased length of lashed, increased number of lashes along the normal lash line, increased thickness and luster of lashes, increased auxiliary lash-like terminal hair in transitional areas adjacent to areas of normal lash growth, increased auxiliary lash-like terminal hairs at the medial and lateral canthal area, increased pigmentation of the lashes, increased numbers, increased length, as well as increased luster, and thickness of fine hair on the skin of the adjacent lid, and finally, increased perpendicular angulation of lashes and lash-like terminal hairs. The conclusion that hair growth is stimulated by prostaglandin analogues such as bimatoprost is thus supported not by evidence of a difference in a single parameter, but

is based on multiple parameters of hair appearance in treated versus control areas in many subjects.

[00143] The compounds described herein are prostaglandin analogues and therefore have similar activities as bimatoprost, contain structural similarities, and therefore are expected to stimulate hair growth and stimulation of the conversion of vellus hair to terminal hair. In one embodiment, the compounds described herein and their prodrugs can be used for the stimulation of hair growth. As used herein, hair growth includes hair associated with the scalp, eyebrows, eyelids, beard, and other areas of the skin of animals.

[00144] In one embodiment, the compound is mixed with a dermatologically compatible vehicle or carrier. The vehicle, which may be employed for preparing compositions as described herein, may comprise, for example, aqueous solutions such as e.g., physiological salines, oil solutions, or ointments. The vehicle furthermore may contain dermatologically compatible preservatives such as e.g., benzalkonium chloride, surfactants like e.g., polysorbate 80, liposomes or polymers, for example, methyl cellulose, polyvinyl alcohol, polyvinyl pyrrolidone and hyaluronic acid; these may be used for increasing the viscosity. Furthermore, it is also possible to use soluble or insoluble drug inserts when the drug is to be administered.

[00145] In one embodiment, dermatological compositions can be formulated for topical treatment for the stimulation of hair growth which comprises an effective hair growth stimulating amount of one or more compounds as defined above and a dermatologically compatible carrier. Effective amounts of the active compounds may be determined by one of ordinary skill in the art, but will vary depending on the compound employed, frequency of application and desired result. The compound will generally range from about 0.0000001 to about 50% by weight of the dermatological composition. Preferably, the compound will range from about 0.001 to about 50% by weight of total dermatological composition, more preferably from about 0.1 to about 30% by weight of the composition.

[00146] In one embodiment, the application of the present compounds for stimulation of hair growth finds applications in mammalian species, including both humans and animals. In humans, the compounds described herein can be applied for example, to the scalp, face beard, head, pubic area, upper lip, eyebrows, and eyelids. In animal raised for their pelts, e.g., mink, the compounds described herein can be

applied over the entire surface of the body to improve the overall pelt for commercial reasons. The process can also be used for cosmetic reasons in animals, e.g., applied to the skin of dogs and cats having bald patches due to mange or other diseases causing a degree of alopecia.

[00147] The pharmaceutical compositions contemplated for the stimulation of hair growth include pharmaceutical compositions suited for topical and local action. The term "topical" as employed herein relates to the use of a compound, as described herein, incorporated in a suitable pharmaceutical carrier, and applied at the site of thinning hair or baldness for exertion of local action. Accordingly, such topical compositions include those pharmaceutical forms in which the compound is applied externally by direct contact with the skin to be treated. Conventional pharmaceutical forms for this purpose include ointments, liniments, creams, shampoos, lotions, pastes, jellies, sprays, aerosols, and the like, and may be applied in patches or impregnated dressings depending on the part of the body to be treated. The term "ointment" embraces formulations (including creams) having oleaginous, water-soluble and emulsion-type bases, e.g., petrolatum, lanolin, polyethylene glycols, as well as mixtures of these.

[00148] Typically, the compounds can be applied repeatedly for the sustained period of time topically on the part of the body to be treated, for example, the eyelids, eyebrows, skin or scalp. The preferred dosage regimen will generally involve regular, such as daily, administration for a period of treatment of at least one month, more preferably at least three months, and most preferably, at least six months.

[00149] For topical use on the eyelids or eyebrows, the active compounds can be formulated in aqueous solutions, creams, ointments, or oils exhibiting physiologic acceptable osmolarity by addition of pharmaceutically acceptable buffers and salts. Such formulations may or may not, depending on the dispenser, contain preservatives such as benzalkonium chloride, chlorhexidine, chlorobutanol, parahydroxybenzoic acids and phenylmercuric salts such as nitrate, chloride, acetate, and borate, or antioxidants, as well as additives like EDTA, sorbitol, boric acid and the like as additives. Furthermore, particularly aqueous solutions may contain viscosity increasing agents such as polysaccharides, e.g., methylcellulose, mucopolysaccharides, e.g., hyaluronic acid and chondroitin sulfate, or poly alcohol, e.g., polyvinylalcohol. Various slow releasing gels and matrices may also be employed as well as soluble and insoluble

ocular inserts, for instance, based on substances forming *in situ* gels. Depending on the actual formation and compound to be used, various amounts of the drug and different dose regimens may be employed. Typically, the daily amount of compound for treatment of the eyelid may be about 0.1 ng to about 100 mg per eyelid.

[00150] For topical use on the skin and scalp, the compound can be advantageously formulated using ointments, creams, liniments or patches as a carrier of the active ingredient. Also, these formulations may or may not contain preservatives, depending on the dispenser and nature of use. Such preservatives include those mentioned above, and methyl-, propyl-, or butyl-parahydroxybenzoic acid, betain, chlorhexidine, benzalkonium chloride, and the like. Various matrices for the slow release delivery may also be used. Typically, the dose to be applied on the scalp is in the range of about 0.1 ng to about 100 mg per day, more preferably about 1 ng to about 10 mg per day, and most preferably about 10 ng to about 1 mg per day depending on the compound and the formulation. To achieve the daily amount of medication depending on the formulation, the compound may be administered once or several times daily with or without antioxidants.

[00151] For topical use, creams, ointments, gels, solutions or suspensions, etc., containing the compound disclosed herein are employed. Topical formulations may generally be comprised of a pharmaceutical carrier, cosolvent, emulsifier, penetration enhancer, preservative system, and emollient.

[00152] The actual dose of the active compounds of the present invention depends on the specific compound, and on the condition to be treated; the selection of the appropriate dose is well within the knowledge of the skilled artisan.

[00153] The compounds disclosed herein are also useful in combination with other drugs useful for the treatment of glaucoma or other conditions.

[00154] For the treatment of glaucoma, combination treatment with the following classes of drugs are contemplated:

β -Blockers (or β -adrenergic antagonists) including carteolol, levobunolol, metiparanolol, timolol hemihydrate, timolol maleate, β 1-selective antagonists such as betaxolol, and the like, or pharmaceutically acceptable salts or prodrugs thereof;

Adrenergic Agonists including

non-selective adrenergic agonists such as epinephrine borate, epinephrine hydrochloride, and dipivefrin, and the like, or pharmaceutically acceptable salts or prodrugs thereof; and

α_2 -selective adrenergic agonists such as apraclonidine, brimonidine, and the like, or pharmaceutically acceptable salts or prodrugs thereof;

Carbonic Anhydrase Inhibitors including acetazolamide, dichlorphenamide, methazolamide, brinzolamide, dorzolamide, and the like, or pharmaceutically acceptable salts or prodrugs thereof;

Cholinergic Agonists including

direct acting cholinergic agonists such as carbachol, pilocarpine hydrochloride, pilocarpine nitrate, pilocarpine, and the like, or pharmaceutically acceptable salts or prodrugs thereof;

cholinesterase inhibitors such as demecarium, echothiophate, physostigmine, and the like, or pharmaceutically acceptable salts or prodrugs thereof;

Glutamate Antagonists and other neuroprotective agents such as Ca^{2+} channel blockers such as memantine, amantadine, rimantadine, nitroglycerin, dextrophan, detromethorphan, CGS-19755, dihydropyridines, verapamil, emopamil, benzothiazepines, bepridil, diphenylbutylpiperidines, diphenylpiperazines, HOE 166 and related drugs, fluspirilene, eliprodil, ifenprodil, CP-101,606, tibalosine, 2309BT, and 840S, flunarizine, nicardipine, nifedimpine, nimodipine, barnidipine, verapamil, lidoflazine, prenylamine lactate, amiloride, and the like, or pharmaceutically acceptable salts or prodrugs thereof;

Prostamides such as bimatoprost, or pharmaceutically acceptable salts or prodrugs thereof; and

Prostaglandins including travoprost, UFO-21, chloprostenol, fluprostenol, 13,14-dihydro-chloprostenol, isopropyl unoprostone, latanoprost and the like.

Cannabinoids including CB1 agonists such as WIN-55212-2 and CP-55940 and the like, or pharmaceutically acceptable salts or prodrugs thereof.

[00155] For treatment of diseases affecting the eye including glaucoma, these compounds can be administered topically, periocularly, intraocularly, or by any other effective means known in the art.

[00156] In addition to the treatment of glaucoma, prostaglandin EP₂ selective agonists are believed to have several medical uses. For example, U.S. Patent No. 6,437,146 teaches the use of prostaglandin EP₂ selective agonists "for treating or

preventing inflammation and pain in joint and muscle (e.g., rheumatoid arthritis, rheumatoid spondylitis, osteoarthritis, gouty arthritis, juvenile arthritis, etc.), inflammatory skin condition (e.g., sunburn, burns, eczema, dermatitis, etc.), inflammatory eye condition (e.g., conjunctivitis, etc.), lung disorder in which inflammation is involved (e.g., asthma, bronchitis, pigeon fancier's disease, farmer's lung, etc.), condition of the gastrointestinal tract associated with inflammation (e.g., aphthous ulcer, Chrohn's disease, atrophic gastritis, gastritis varialoforme, ulcerative colitis, coeliac disease, regional ileitis, irritable bowel syndrome, etc.), gingivitis, inflammation, pain and tumescence after operation or injury, pyrexia, pain and other conditions associated with inflammation, allergic disease, systemic lupus crythematosus, scleroderma, polymyositis, tendinitis, bursitis, periarteritis nodose, rheumatic fever, Sjgren's syndrome, Behcet disease, thyroiditis, type I diabetes, diabetic complication (diabetic microangiopathy, diabetic retinopathy, diabetic neohropathy, etc.), nephrotic syndrome, aplastic anemia, myasthenia gravis, uveitis contact dermatitis, psoriasis, Kawasaki disease, sarcoidosis, Hodgkin's disease, Alzheimers disease, kidney dysfunction (nephritis, nephritic syndrome, etc.), liver dysfunction (hepatitis, cirrhosis, etc.), gastrointestinal dysfunction (diarrhea, inflammatory bowel disease, etc.) shock, bone disease characterized by abnormal bone metabolism such as osteoporosis (especially, postmenopausal osteoporosis), hypercalcemia, hyperparathyroidism, Paget's bone diseases, osteolysis, hypercalcemia of malignancy with or without bone metastases, rheumatoid arthritis, periodonritis, osteoarthritis, ostealgia, osteopenia, cancer cachexia, calculosis, lithiasis (especially, urolithiasis), solid carcinoma, mesangial proliferative glomerulonephritis, edema (e.g. cardiac edema, cerebral edema, etc.), hypertension such as malignant hypertension or the like, premenstrual tension, urinary calculus, oliguria such as the one caused by acute or chronic failure, hyperphosphaturia, or the like.”

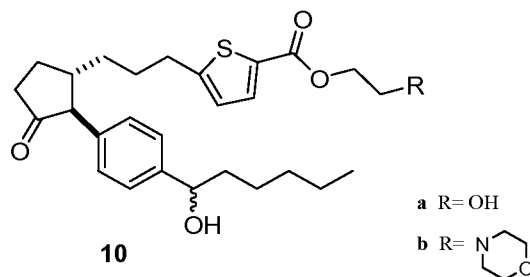
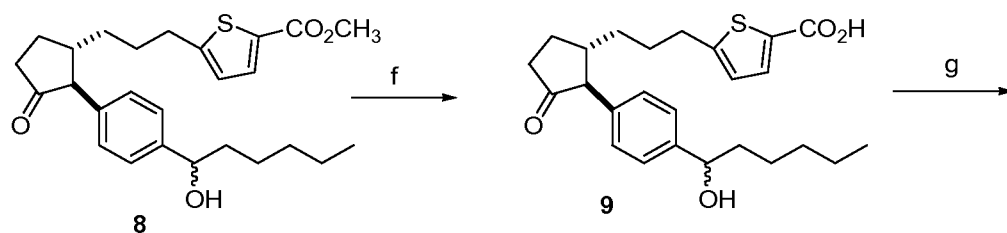
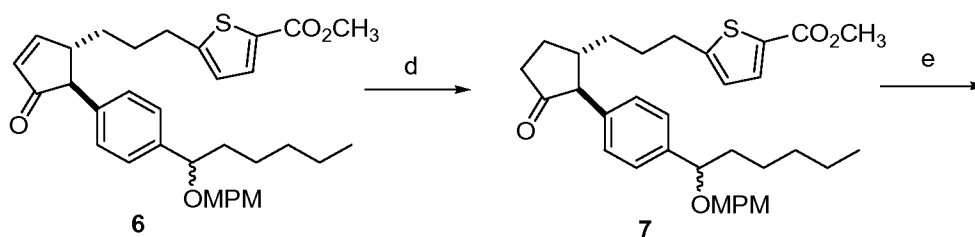
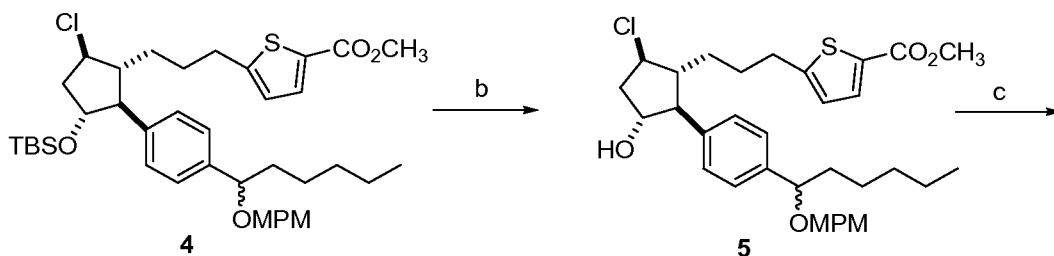
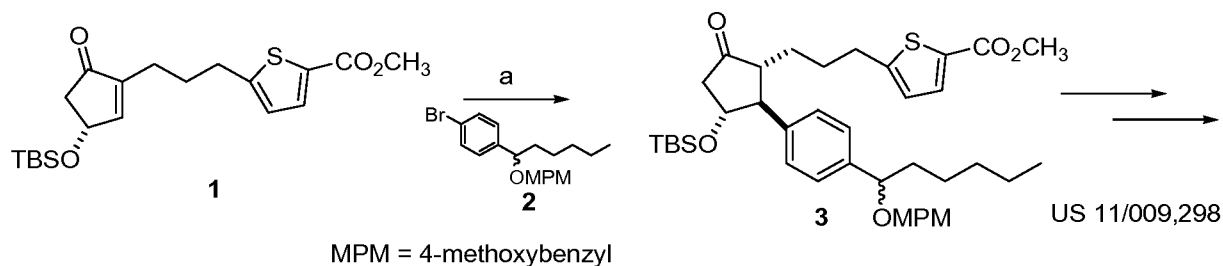
[00157] United State Patent No 6,710,072 teaches the use of EP2 agonists for the treatment or prevention of “osteoporosis, constipation, renal disorders, sexual dysfunction, baldness, diabetes, cancer and in disorder of immune regulation...various pathophysiological diseases including acute myocardial infarction, vascular thrombosis, hypertension, pulmonary hypertension, ischemic heart disease, congestive heart failure, and angina pectoris.”

[00158] These compounds can also be used to treat or prevent conditions affecting the posterior part of the eye including maculopathies/ retinal degeneration such as non-exudative age related macular degeneration (ARMD), exudative age related macular degeneration (ARMD), choroidal neovascularization, diabetic retinopathy, acute macular neuroretinopathy, central serous chorioretinopathy, cystoid macular edema, and diabetic macular edema; uveitis/ retinitis/ choroiditis such as acute multifocal placoid pigment epitheliopathy, Behcet's disease, birdshot retinochoroidopathy, infectious (syphilis, lyme, tuberculosis, toxoplasmosis), intermediate uveitis (pars planitis), multifocal choroiditis, multiple evanescent white dot syndrome (mewds), ocular sarcoidosis, posterior scleritis, serpiginous choroiditis, subretinal fibrosis and uveitis syndrome, Vogt-Koyanagi-and Harada syndrome; vasuclar diseases/ exudative diseases such as retinal arterial occlusive disease, central retinal vein occlusion, disseminated intravascular coagulopathy, branch retinal vein occlusion, hypertensive fundus changes, ocular ischemic syndrome, retinal arterial microaneurysms, Coat's disease, parafoveal telangiectasis, hemi-retinal vein occlusion, papillophlebitis, central retinal artery occlusion, branch retinal artery occlusion, carotid artery disease (CAD), frosted branch angiitis, sickle cell retinopathy and other hemoglobinopathies, angioid streaks, familial exudative vitreoretinopathy, and Eales disease; traumatic/ surgical conditions such as sympathetic ophthalmia, uveitic retinal disease, retinal detachment, trauma, conditions caused by laser, conditions caused by photodynamic therapy, photocoagulation, hypoperfusion during surgery, radiation retinopathy, and bone marrow transplant retinopathy; proliferative disorders such as proliferative vitreal retinopathy and epiretinal membranes, and proliferative diabetic retinopathy; infectious disorders such as ocular histoplasmosis, ocular toxocariasis, presumed ocular histoplasmosis syndrome (POHS), endophthalmitis, toxoplasmosis, retinal diseases associated with HIV infection, choroidal disease associate with HIV infection, uveitic disease associate with HIV infection, viral retinitis, acute retinal necrosis, progressive outer retinal necrosis, fungal retinal diseases, ocular syphilis, ocular tuberculosis, diffuse unilateral subacute neuroretinitis, and myiasis; genetic disorders such as retinitis pigmentosa, systemic disorders with accosiated retinal dystrophies, congenital stationary night blindness, cone dystrophies, Stargardt's disease and fundus flavimaculatus, Best's disease, pattern dystrophy of the retinal pigmented epithelium, X-linked retinoschisis, Sorsby's fundus dystrophy, benign concentric maculopathy, Bietti's crystalline dystrophy, and pseudoxanthoma elasticum; retinal tears/ holes such as

retinal detachment, macular hole, and giant retinal tear; tumors such as retinal disease associated with tumors, congenital hypertrophy of the retinal pigmented epithelium, posterior uveal melanoma, choroidal hemangioma, choroidal osteoma, choroidal metastasis, combined hamartoma of the retina and retinal pigmented epithelium, retinoblastoma, vasoproliferative tumors of the ocular fundus, retinal astrocytoma, and intraocular lymphoid tumors; and miscellaneous other diseases affecting the posterior part of the eye such as punctate inner choroidopathy, acute posterior multifocal placoid pigment epitheliopathy, myopic retinal degeneration, and acute retinal pigment epitheliitis. Preferably, the disease or condition is retinitis pigmentosa, proliferative vitreal retinopathy (PVR), age-related macular degeneration (ARMD), diabetic retinopathy, diabetic macular edema, retinal detachment, retinal tear, uveitis, or cytomegalovirus retinitis.

[00159] These compounds are also useful in treating asthma.

Scheme 1



Conditions: (a) **2**, *tert*-BuLi, THF -78 °C; 2-thienylCuCNLi, **1**; (b) HF·pyridine, CH₃CN, 0 °C; (c) Swern [O]; (d) [Ph₃PCuH]₆; (e) DDQ; (f) aq. LiOH, THF 60 °C; (g) 1. ClCO₂Et, Et₃N, CH₂Cl₂, 2. RCH₂CH₂OH

[00160] 5-[3-((1R,2S,3R)-3-(*tert*-Butyl-dimethyl-silyloxy)-2-{4-[1-(4-methoxybenzyloxy)-hexyl]-phenyl}-5-oxo-cyclopentyl)-propyl]-thiophene-2-carboxylic acid methyl ester (**3**). The synthesis of compound **3** was described in United States Provisional

Patent Application No. 60/744236, filed on April 4, 2006, which is expressly incorporated by reference herein.

[00161] 5-[3-((1R,2S,3R,5R)-3-(*tert*-Butyl-dimethyl-silanyloxy)-5-chloro-2-{4-[1-(4-methoxy-benzyloxy)-hexyl]-phenyl}-cyclopentyl)-propyl]-thiophene-2-carboxylic acid methyl ester (**4**). Conversion of **3** → **4** was accomplished with an analogous procedure to one described in United States Patent Application Serial No. 11/009,298, filed on December 10, 2004, which is expressly incorporated by reference herein.

[00162] 5-[3-((1R,2S,3R,5R)-5-Chloro-3-hydroxy-2-{4-[1-(4-methoxy-benzyloxy)-hexyl]-phenyl}-cyclopentyl)-propyl]-thiophene-2-carboxylic acid methyl ester (**5**). Compound **5** was prepared using the standard HF·pyridine procedure described in United States Patent Application Serial No. 11/009,298.

[00163] 5-[3-((1S,5S)-5-{4-[1-(4-Methoxy-benzyloxy)-hexyl]-phenyl}-4-oxo-cyclopent-2-enyl)-propyl]-thiophene-2-carboxylic acid methyl ester (**6**). A solution of DMSO (120 μ L, 1.69 mmol) in 1 mL CH_2Cl_2 was added to a -78 °C solution of oxalyl chloride in CH_2Cl_2 (400 μ L, 0.80 mmol, 2 M), rinsing with 1 mL CH_2Cl_2 . The reaction was stirred at -78 °C for 30 min. and then a solution of **5** (297 mg, 0.49 mmol) in 1.2 mL CH_2Cl_2 was added dropwise by cannula, rinsing with 1.2 mL. Et_3N (400 μ L, 2.9 mmol) was added and the reaction was allowed to warm to room temperature. After 5 h, 60 mL H_2O was added and the resulting mixture was extracted with CH_2Cl_2 (3 x 50 mL). The combined CH_2Cl_2 solution was washed with brine and then was dried (Na_2SO_4), filtered and evaporated. The residue was purified by flash chromatography on silica gel (0% → 100% ethyl acetate/hexanes) to give compound **6** (276 mg, 99%).

[00164] 5-[3-((1S,2S)-2-{4-[1-(4-Methoxy-benzyloxy)-hexyl]-phenyl}-3-oxo-cyclopentyl)-propyl]-thiophene-2-carboxylic acid methyl ester (**7**). The $[\text{Ph}_3\text{PCuH}]_6$ procedure described in United States Provisional Patent Application No. 60/744236, filed on April 4, 2006 was used which gave compound **7** (242 mg, 87%).

[00165] 5-(3-((1S,2S)-2-[4-(1-Hydroxy-hexyl)-phenyl]-3-oxo-cyclopentyl)-propyl)-thiophene-2-carboxylic acid methyl ester (**8**). The previously described DDQ procedure (United States Patent Application Serial No. 11/009,298) was used. The individual diastereomers were obtained by HPLC separation at this stage and taken on to the corresponding free acid as shown in scheme 1 for the diastereomeric mixture. HPLC

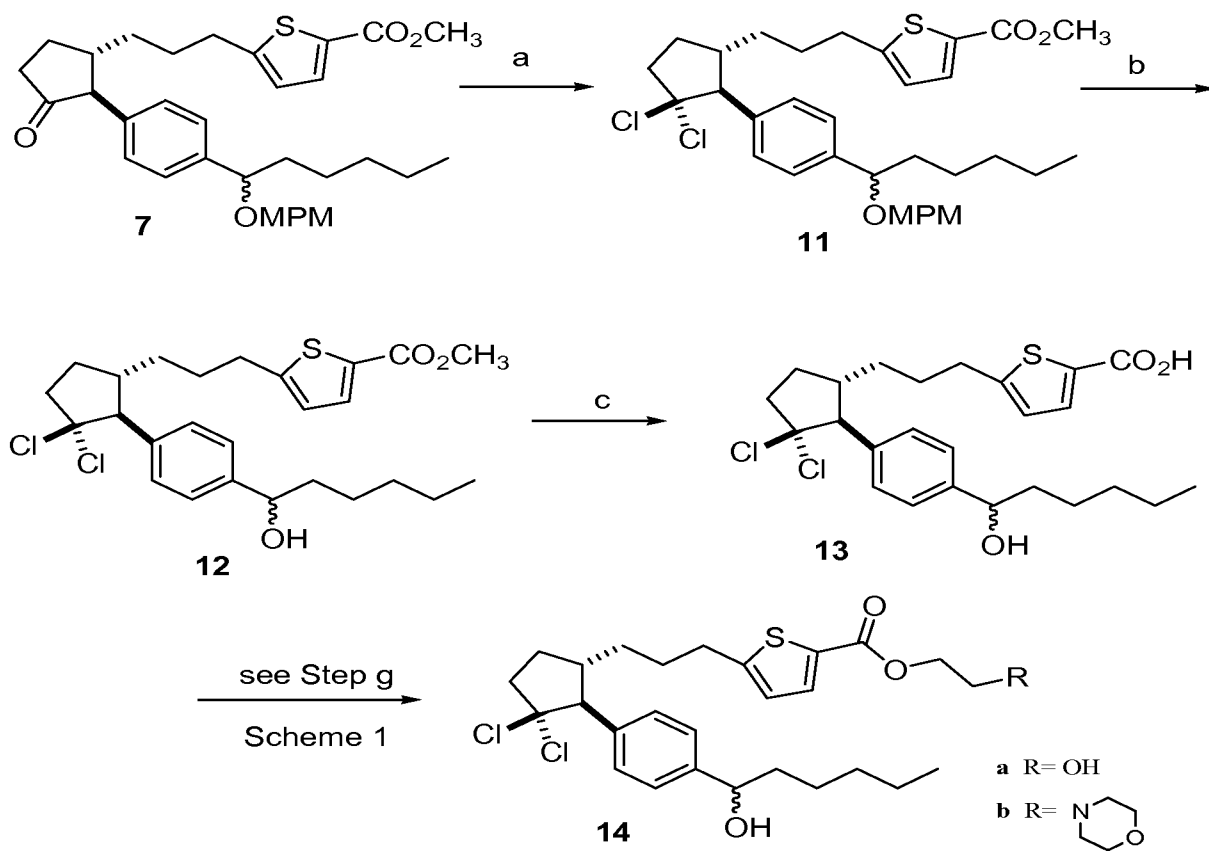
conditions: Chiralcel OD semiprep column (1 cm x 25 cm), 10% isopropanol/hexanes, t_R = 123, 138 min. (3 mg/injection).

[00166] 5-(3-((1S,2S)-2-[4-(1-Hydroxy-hexyl)-phenyl]-3-oxo-cyclopentyl)-propyl)-thiophene-2-carboxylic acid (**9**). The LiOH procedure described in United States Patent Application Serial No. 11/009,298 was used with the exception that the reaction was run at 60 °C overnight.

[00167] Compound **10a**. Triethylamine and ethyl chloroformate are added sequentially to a solution of compound **9** in CH_2Cl_2 at room temperature. After 2.5 h, triethylamine and ethylene glycol are added. After stirring overnight at room temperature, the reaction mixture is partitioned between H_2O and CH_2Cl_2 . The phases are separated and the aqueous phase is extracted with CH_2Cl_2 (2x). The combined organic phase is washed with 1 N HCl then dried (MgSO_4), filtered and concentrated in vacuo. Purification of the residue by flash column chromatography on silica gel (10% CH_3OH / CH_2Cl_2) affords compound **10a**.

[00168] Compound **10b**. Triethylamine and ethyl chloroformate are added sequentially to a solution of compound **9** in CH_2Cl_2 at room temperature. After 2.5 h, triethylamine and 4-(2-hydroxyethyl)-morphine are added. After stirring overnight at room temperature, the reaction mixture is partitioned between H_2O and CH_2Cl_2 . The phases are separated and the aqueous phase is extracted with CH_2Cl_2 (2x). The combined organic phase is washed with 1 N HCl then dried (MgSO_4), filtered and concentrated in vacuo. Purification of the residue by flash column chromatography on silica gel (10% CH_3OH / CH_2Cl_2) affords compound **10b**.

Scheme 2



Conditions: (a) $(\text{TBSNH})_2$, $\text{Sc}(\text{OTf})_3$, CHCl_3 ; CuCl_2 , Et_3N , CH_3OH ; (b) DDQ, $\text{ClCH}_2\text{CH}_2\text{Cl}/\text{H}_2\text{O}$; (c) aq. LiOH , THF 60°C .

[00169] 5-[3-((1S,2S)-3,3-Dichloro-2-{4-[1-(4-methoxy-benzyloxy)-hexyl]-phenyl]-cyclopentyl)-propyl]-thiophene-2-carboxylic acid methyl ester (**11**). The procedure described in Furrow, M.E.; Myers, A.G. *J. Am. Chem. Soc.* 2004, 126, 5436 was followed: A solution of $\text{Sc}(\text{OTf})_3$ (110 μL , 0.0011 mmol, 0.01 M/ CH_3CN) was evaporated to dryness under vacuum. A solution of $(\text{TBSNH})_2$ (143 mg, 0.55 mmol) in CHCl_3 (0.2 mL) was added by cannula, rinsing with 0.2 mL CHCl_3 . The reaction was cooled to 0°C and a solution of **7** (62 mg, 0.11 mmol) in 1 mL CHCl_3 was added by cannula, rinsing with 1 mL CHCl_3 . The reaction was stirred overnight at room temperature, the CHCl_3 was removed under a N_2 stream, and the residue was heated at 55°C under vacuum for 30 min.

[00170] The crude hydrazone was taken into 1 mL CHCl_3 and the resulting solution added dropwise to a mixture of CuCl_2 (107 mg, 0.80 mmol) and Et_3N (50 μL , 0.36 mmol) in methanol (1.2 mL), rinsing with 1 mL CHCl_3 . The mixture was stirred in the dark for 1 h and then a 10% NH_4OH (aq)/saturated NH_4Cl solution (8 mL) was added.

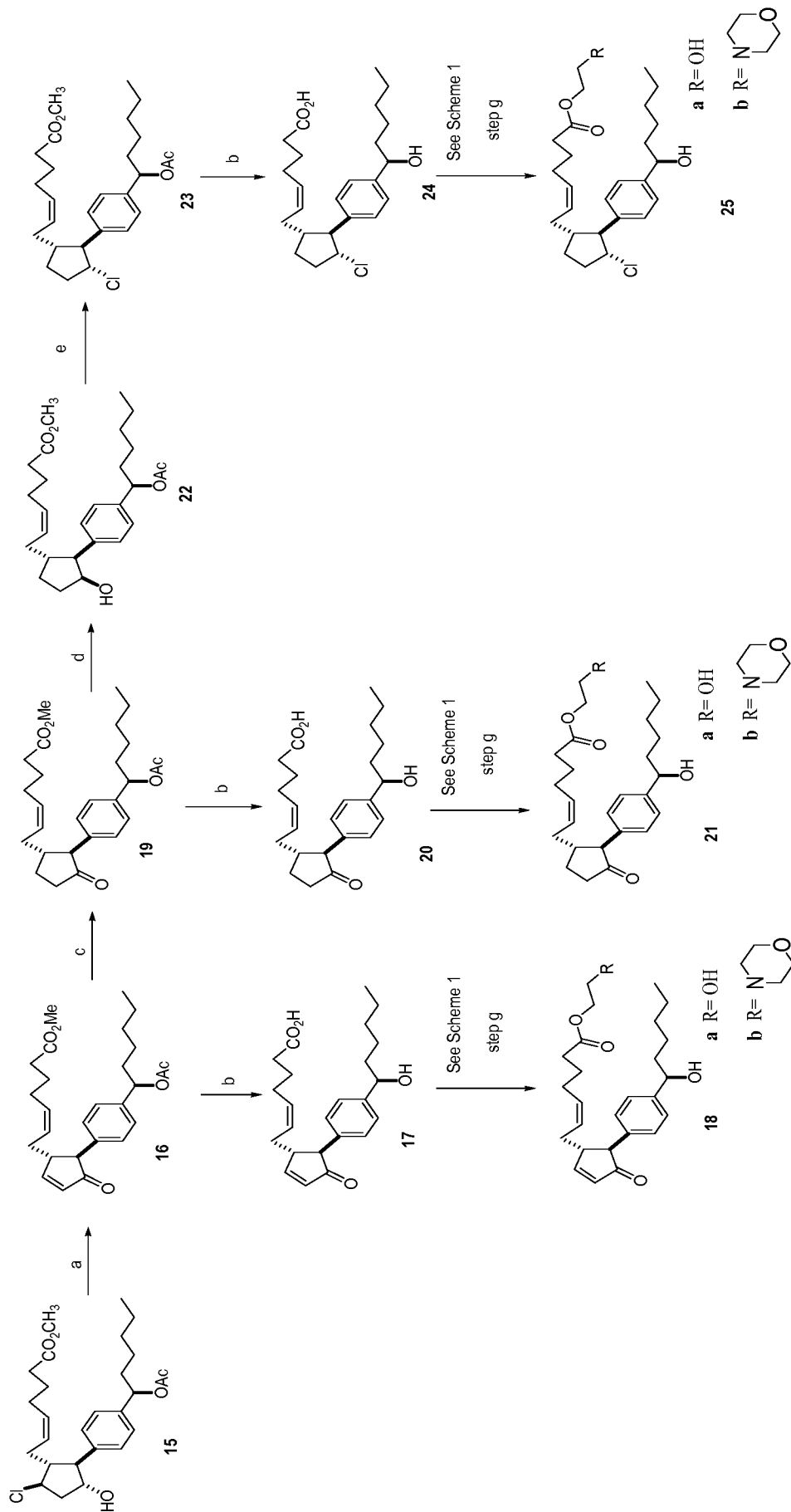
The resulting mixture was extracted with CH₂Cl₂ (3 x 30 mL) and the combined CH₂Cl₂ solution was dried (Na₂SO₄), filtered and evaporated. The residue was purified by flash chromatography on silica gel (0% → 25% ethyl acetate/hexanes) to give compound **11** (34 mg, 49%).

[00171] 5-(3-((1S,2S)-3,3-Dichloro-2-[4-(1-hydroxy-hexyl)-phenyl]-cyclopentyl)-propyl)-thiophene-2-carboxylic acid (**12**). The DDQ procedure described in United States Patent Application Serial No. 11/009,298 was used which gave compound **12** (13 mg, 72%).

[00172] 5-(3-((1S,2S)-3,3-Dichloro-2-[4-(1-hydroxy-hexyl)-phenyl]-cyclopentyl)-propyl)-thiophene-2-carboxylic acid (**13**). The LiOH procedure described in United States Patent Application Serial No. 11/009,298 was used with the exception that the reaction was run at 60 °C overnight.

[00173] Compounds **14a** and **14b**. Compounds **14a** and **14b** are produced using the procedures described in step g of Scheme 1.

Scheme 3



(a) Swern [O]; (b) 1. M LiOH, THF; (c) [Ph₃PCuH]₆, toluene; (d) L-selectride, H₂O₂; (e) MsCl, Et₃N, ClCH₂CH₂Cl; (f-Bu)₄NCl, toluene 40 °C.

[00174] (Z)-7-((1R,2S,3R,5R)-2-[4-(1-Acetoxy-hexyl)-phenyl]-5-chloro-3-hydroxy-cyclopentyl)-hept-5-enoic acid methyl ester (**15**). Compound **15** was prepared as described in United States Provisional Patent Application No. 60/742,779.

[00175] (Z)-7-((1S,5S)-5-[4-(1-Acetoxy-hexyl)-phenyl]-4-oxo-cyclopent-2-enyl)-hept-5-enoic acid methyl ester (**16**). The Swern oxidation procedure described for compound **6** was used.

[00176] (Z)-7-((1S,5S)-5-[4-(1-Hydroxy-hexyl)-phenyl]-4-oxo-cyclopent-2-enyl)-hept-5-enoic acid (**17**). The previously described LiOH procedure was used (United States Patent Application Serial No. 11/009,298).

[00177] Compounds **18a** and **18b**. Compounds **18a** and **18b** are produced using the procedures described in step g of Scheme 1.

[00178] (Z)-7-((1R,2S)-2-[4-(1-Acetoxy-hexyl)-phenyl]-3-oxo-cyclopentyl)-hept-5-enoic acid methyl ester (**19**). The $[\text{Ph}_3\text{PCuH}]_6$ procedure described in United States Provisional Patent Application No. 60/744236 was used which gave compound **19** (127 mg, 61%).

(Z)-7-((1R,2S)-2-[4-(1-Hydroxy-hexyl)-phenyl]-3-oxo-cyclopentyl)-hept-5-enoic acid (**20**). The previously described LiOH procedure was used (United States Patent Application Serial No. 11/009,298).

[00179] Compounds **21a** and **21b**. Compounds **21a** and **21b** are produced using the procedures described in step g of Scheme 1.

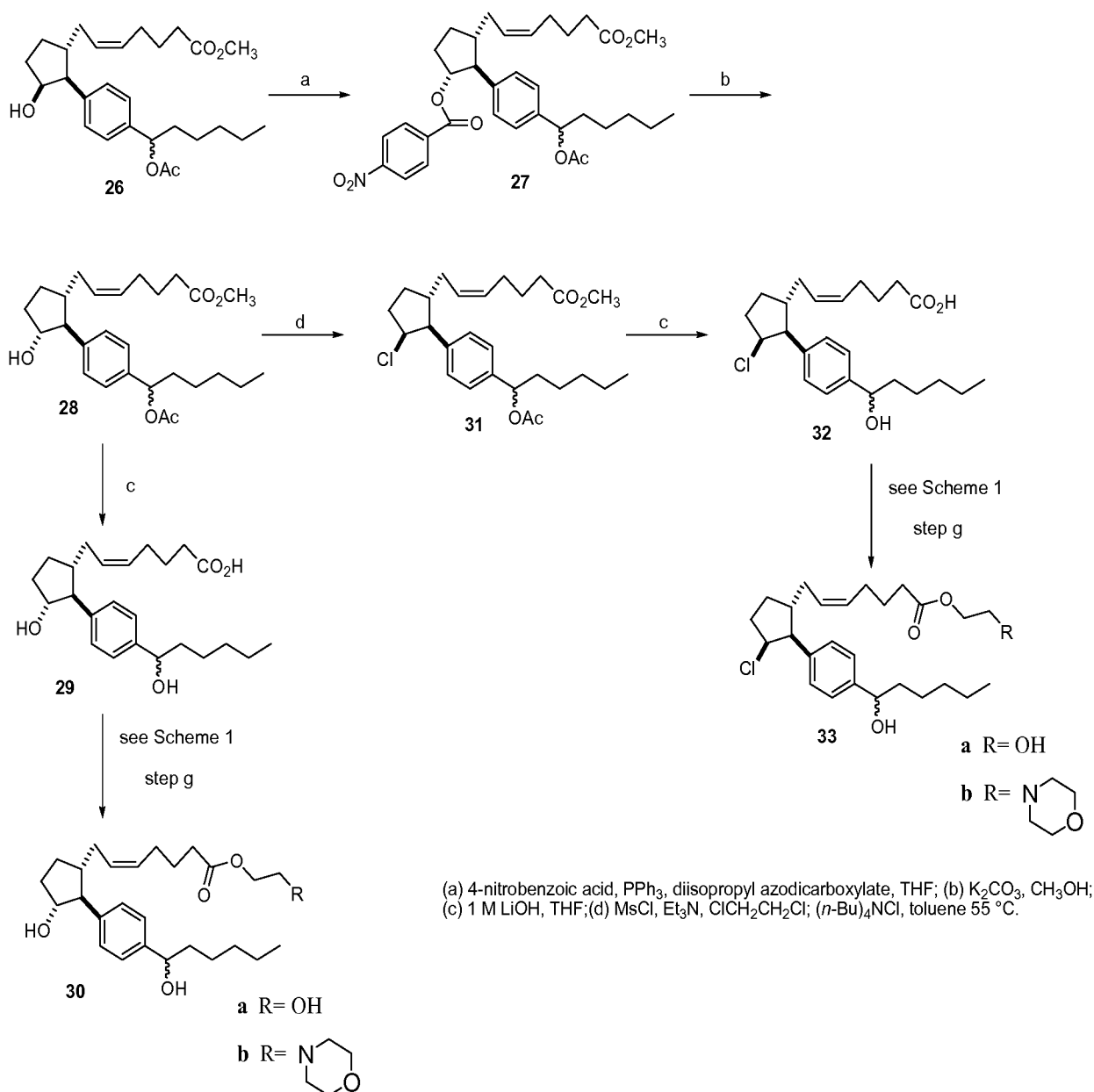
[00180] (Z)-7-((1R,2S,3S)-2-[4-(1-Acetoxy-hexyl)-phenyl]-3-hydroxy-cyclopentyl)-hept-5-enoic acid methyl ester (**22**). The previously described L-Selectride procedure was used (United States Patent Application Serial No. 11/009,298).

[00181] (Z)-7-((1R,2S,3R)-2-[4-(1-Acetoxy-hexyl)-phenyl]-3-chloro-cyclopentyl)-hept-5-enoic acid methyl ester (**23**). The previously described mesylation/chlorination procedure was used (United States Patent Application Serial No. 11/009,298) which gave compound **23** (10 mg, 23%).

[00182] (Z)-7-((1R,2S,3R)-3-Chloro-2-[4-(1-hydroxy-hexyl)-phenyl]-cyclopentyl)-hept-5-enoic acid (**24**). The previously described LiOH procedure was used (United States Patent Application Serial No. 11/009,298).

[00183] Compounds **25a** and **25b**. Compounds **25a** and **25b** are produced using the procedures described in step g of Scheme 1.

Scheme 4



[00184] 4-Nitro-benzoic acid (1R,2S,3R)-2-[4-(1-acetoxy-hexyl)-phenyl]-3-((Z)-6-methoxycarbonyl-hex-2-enyl)-cyclopentyl ester (**27**). A solution of diisopropyl azodicarboxylate (85 μ L, 0.44 mmol) in THF (1 mL) was added drop wise to an ice-cold mixture of **26** (77 mg, 0.17 mmol), 4-nitrobenzoic acid (62 mg, 0.37 mmol) and PPh₃ (109 mg, 0.42 mmol) in THF (2.5 ml), rinsing with 1 mL THF. The reaction was allowed to warm to room temperature, was stirred overnight and then the volatiles were

removed. The residue was purified by flash chromatography on silica gel (20% ethyl acetate/hexanes) to give compound **27** (53 mg, 53%).

[00185] (Z)-7-((1R,2S,3R)-2-[4-(1-Acetoxy-hexyl)-phenyl]-3-hydroxy-cyclopentyl)-hept-5-enoic acid methyl ester (**28**). A mixture of **27** (53 mg, 0.09 mmol) and K₂CO₃ (7 mg, 0.05 mmol) in CH₃OH (2.6 mL) was stirred for 1 h. Saturated NH₄Cl solution (20 mL) was added and the resulting mixture was extracted with ethyl acetate (3 x 20 mL). The combined ethyl acetate solution was dried (Na₂SO₄), filtered and evaporated. The residue was purified by flash chromatography on silica gel (40% ethyl acetate/hexanes) to give compound **28** (27 mg, 67%) along with the deacetylated side product (9 mg, 26%).

[00186] (Z)-7-((1R,2S,3R)-3-Hydroxy-2-[4-(1-hydroxy-hexyl)-phenyl]-cyclopentyl)-hept-5-enoic acid (**29**). The previously described LiOH procedure was used (United States Patent Application Serial No. 11/009,298).

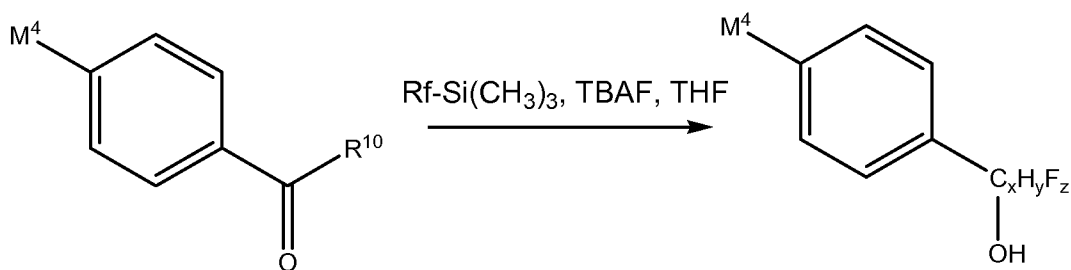
[00187] Compounds **30a** and **30b**. Compounds **30a** and **30b** are produced using the procedures described in step g of Scheme 1.

[00188] (Z)-7-((1R,2S,3S)-2-[4-(1-Acetoxy-hexyl)-phenyl]-3-chloro-cyclopentyl)-hept-5-enoic acid methyl ester (**31**). The previously described mesylation/chlorination procedure was followed (United States Patent Application Serial No. 11/009,298), with the exception that the chloride displacement step was done at 55 °C instead of the usual 40 °C which gave compound **31** (10 mg, 37%).

[00189] (Z)-7-((1R,2S,3S)-3-Chloro-2-[4-(1-hydroxy-hexyl)-phenyl]-cyclopentyl)-hept-5-enoic acid (**32**). The previously described LiOH procedure was used (United States Patent Application Serial No. 11/009,298).

[00190] Compounds **33a** and **33b**. Compounds **33a** and **33b** are produced using the procedures described in step g of Scheme 1.

[00191] Compounds such as those depicted in the structure on the right below may be prepared as described in Krishnamurti as depicted below. Use of protecting groups for additional carbonyl groups which can be part of M⁴ may be necessary. Standard protection and deprotection is known in the art to carry this out. The fluoroalkylation may also be carried out an earlier point in the synthetic procedure. Such decisions are well within the knowledge of one of ordinary skill in the art.



R¹⁰: H, hydrocarbon
Rf: fluorocarbon

Krishnamurti et. al. *J. Org. Chem.*, **1991**, 56, 984-989

[00192] A person of ordinary skill in the art understands the meaning of the stereochemistry associated with the hatched wedge/solid wedge structural features. For example, an introductory organic chemistry textbook (Francis A. Carey, *Organic Chemistry*, New York: McGraw-Hill Book Company 1987, p. 63) states “a wedge indicates a bond coming from the plane of the paper toward the viewer” and the hatched wedge, indicated as a “dashed line”, “represents a bond receding from the viewer.” Unless stereochemistry is explicitly depicted, a structure is intended to include every possible stereoisomer, both pure or in any possible mixture. Unless stereochemistry is explicitly depicted, a structure is intended to include every possible stereoisomer, both pure or in any possible mixture.

[00193] Treatment of inflammatory bowel disease may be accomplished by the administration of the compounds described herein to the suffering mammal. Inflammatory bowel disease describes a variety of diseases characterized by inflammation of the bowels including, but not limited to, ulcerative colitis and Crohn’s disease. Treatment may be accomplished by oral administration, by suppository, or parenteral administration, or some other suitable method.

[00194] While not intending to limit the scope of the invention in any way, delivery of the compounds disclosed herein to the colon via oral dosage forms may be accomplished by any of a number of methods known in the art. For example, reviews by Chourasia and Jain in *J Pharm Pharmaceut Sci* 6 (1): 33-66, 2003 and Shareef et. al (AAPS PharmSci 2003; 5 (2) Article 17) describe a number of useful methods. While not intending to limit the scope of the invention in any way these methods include 1) administration of a prodrug, including an azo or a carbohydrate based prodrug; 2) coating the drug with, or encapsulating or impregnating the drug into a polymer

designed for delivery to the colon, 3) time released delivery of the drug, 4) use of a bioadhesive system; and the like.

[00195] While not intending to be bound in any way by theory, it is believed that intestinal microflora are capable of reductive cleavage of an azo bond leaving the two nitrogen atoms as amine functional groups. While not intending to limit the scope of the invention in any way, the azo prodrug approach has been used to deliver to 5-aminosalicylic acid to the colons of humans in clinical trials for the treatment of inflammatory bowel disease. It is also believed that bacteria of the lower GI also have enzymes which can digest glycosides, glucuronides, cyclodextrins, dextrans, and other carbohydrates, and ester prodrugs formed from these carbohydrates have been shown to deliver the parent active drugs selectively to the colon. For example, in vivo and in vitro studies on rats and guinea pigs with prodrugs of dexamethasone, prednisolone, hydrocortisone, and fludrocortisone, suggest that glycoside conjugates may be useful for the delivery of steroids to the human colon. Other in vivo studies have suggested that glucouronide, cyclodextrin, and dextran prodrugs of steroids or non-steroidal anti-inflammatory drugs are useful for delivery of these drugs to the lower GI tract. An amide of salicylic acid and glutamic acid has been shown to be useful for the delivery of salicylic acid to the colon of rabbit and dog.

[00196] While not intending to limit the scope of the invention in any way, carbohydrate polymers such as amylase, arabinogalactan, chitosan, chondroitin sulfate, dextran, guar gum, pectin, xylin, and the like, or azo-group containing polymers can be used to coat a drug compound, or a drug may be impregnated or encapsulated in the polymer. It is believed that after oral administration, the polymers remain stable in the upper GI tract, but are digested by the microflora of the lower GI thus releasing the drug for treatment.

[00197] Polymers which are sensitive to pH may also be used since the colon has a higher pH than the upper GI tract. Such polymers are commercially available. For example, Rohm Pharmaceuticals, Darmstadt, Germany, commercially provides pH dependent methacrylate based polymers and copolymers which have varying solubilities over different pH ranges based upon the number of free carboxylate groups in the polymer under the tradename Eudragit®. Several Eudragit® dosage forms are currently used to deliver salsalazine for the treatment of ulcerative colitis and Crohn's

disease. Time release systems, bioadhesive systems, and other delivery systems have also been studied.

In Vivo Examples

[00198] Compounds such as those described in the above are tested *in vivo* to measure its ability to reduce intraocular pressure. Compound **10a** is tested in normotensive dogs. The intraocular pressure (IOP) decreases from baseline. This compound is also tested in laser-induced hypertensive monkeys, the IOP decreases from baseline.

[00199] Compound **10b** is tested in normotensive dogs. The intraocular pressure (IOP) decreases from baseline. This compound is also tested in laser-induced hypertensive monkeys, the IOP decreases from baseline.

[00200] Compound **14a** is tested in normotensive dogs. The intraocular pressure (IOP) decreases from baseline. This compound is also tested in laser-induced hypertensive monkeys, the IOP decreases from baseline.

[00201] Compound **14b** is tested in normotensive dogs. The intraocular pressure (IOP) decreases from baseline. This compound is also tested in laser-induced hypertensive monkeys, the IOP decreases from baseline.

[00202] Compound **18a** is tested in normotensive dogs. The intraocular pressure (IOP) decreases from baseline. This compound is also tested in laser-induced hypertensive monkeys, the IOP decreases from baseline.

[00203] Compound **18b** is tested in normotensive dogs. The intraocular pressure (IOP) decreases from baseline. This compound is also tested in laser-induced hypertensive monkeys, the IOP decreases from baseline.

[00204] Compound **21a** is tested in normotensive dogs. The intraocular pressure (IOP) decreases from baseline. This compound is also tested in laser-induced hypertensive monkeys, the IOP decreases from baseline.

[00205] Compound **21b** is tested in normotensive dogs. The intraocular pressure (IOP) decreases from baseline. This compound is also tested in laser-induced hypertensive monkeys, the IOP decreases from baseline.

[00206] Compound **25a** is tested in normotensive dogs. The intraocular pressure (IOP) decreases from baseline. This compound is also tested in laser-induced hypertensive monkeys, the IOP decreases from baseline.

[00207] Compound **25b** is tested in normotensive dogs. The intraocular pressure (IOP) decreases from baseline. This compound is also tested in laser-induced hypertensive monkeys, the IOP decreases from baseline.

[00208] Compound **30a** is tested in normotensive dogs. The intraocular pressure (IOP) decreases from baseline. This compound is also tested in laser-induced hypertensive monkeys, the IOP decreases from baseline.

[00209] Compound **30b** is tested in normotensive dogs. The intraocular pressure (IOP) decreases from baseline. This compound is also tested in laser-induced hypertensive monkeys, the IOP decreases from baseline.

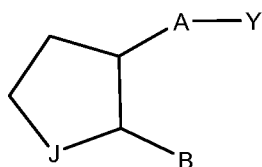
[00210] Compound **33a** is tested in normotensive dogs. The intraocular pressure (IOP) decreases from baseline. This compound is also tested in laser-induced hypertensive monkeys, the IOP decreases from baseline.

[00211] Compound **33b** is tested in normotensive dogs. The intraocular pressure (IOP) decreases from baseline. This compound is also tested in laser-induced hypertensive monkeys, the IOP decreases from baseline.

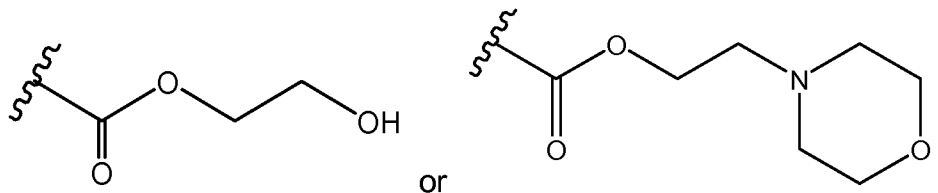
[00212] The foregoing description details specific methods and compositions that can be employed to practice the present invention, and represents the best mode contemplated. However, it is apparent for one of ordinary skill in the art that further compounds with the desired pharmacological properties can be prepared in an analogous manner, and that the disclosed compounds can also be obtained from different starting compounds via different chemical reactions. Similarly, different pharmaceutical compositions may be prepared and used with substantially the same result. Thus, however detailed the foregoing may appear in text, it should not be construed as limiting the overall scope hereof; rather, the ambit of the present invention is to be governed only by the lawful construction of the claims.

What is claimed is:

1. A compound having a structure



or a pharmaceutically acceptable salt thereof, or a prodrug thereof;



wherein Y is

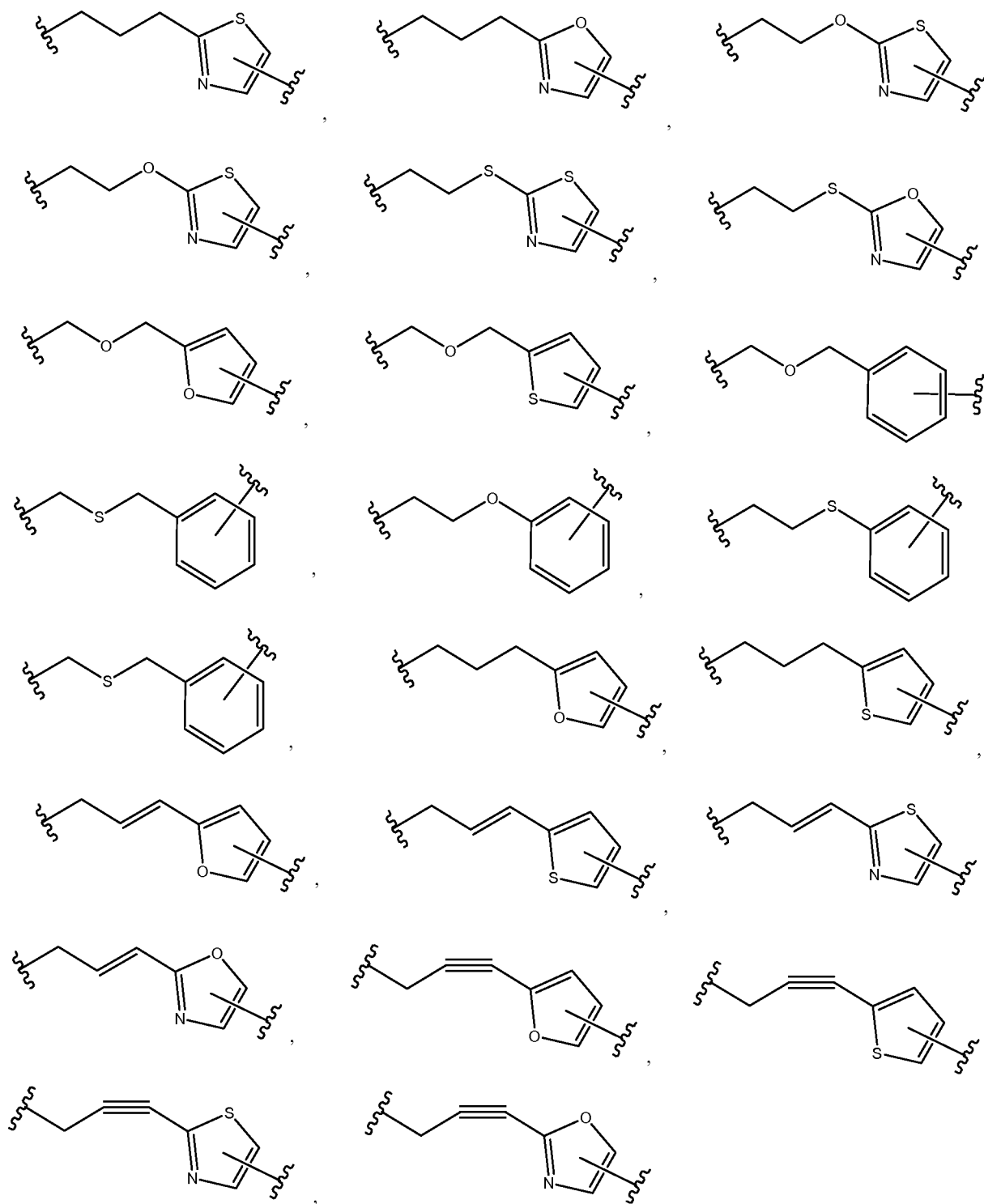
or

A is $-(\text{CH}_2)_6-$, *cis* $-\text{CH}_2\text{CH}=\text{CH}-(\text{CH}_2)_3-$, or $-\text{CH}_2\text{C}\equiv\text{C}-(\text{CH}_2)_3-$, wherein 1 or 2 carbon atoms may be replaced by S or O; or A is $-(\text{CH}_2)_m-\text{Ar}-(\text{CH}_2)_o-$ wherein Ar is interarylene or heterointerarylene, the sum of m and o is 1, 2, 3, or 4, and wherein one CH_2 may be replaced by S or O;

J is $\text{C}=\text{O}$, CHOH , CHF , CHCl , CHBr , CF_2 , CCl_2 , CBr_2 , or CHCN ; and

B is substituted aryl or substituted heteroaryl.

2. The compound of claim 1 wherein A has a structure selected from:

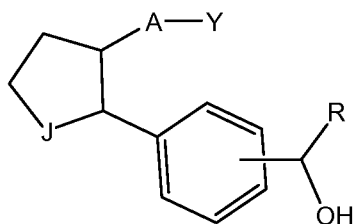


3. The compound of claim 2 wherein A is 5-(3-propyl)thiophen-2-yl.
4. The compound of claim 1 wherein A is 6-hexyl.

5. The compound of claim 1 wherein A is (Z)-6-hex-4-enyl.

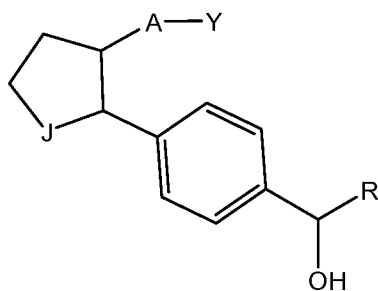
6. The compound of claim 1 wherein B is a substituted phenyl.

7. The compound of claim 1 having a structure



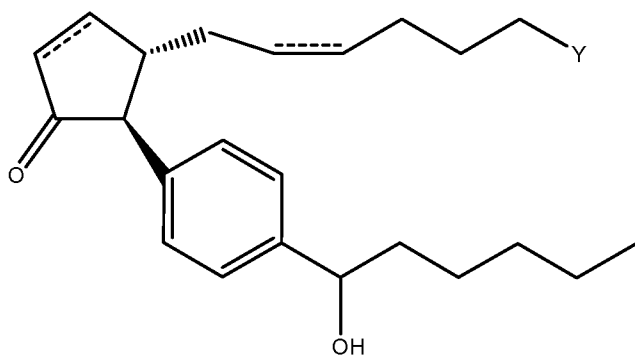
or pharmaceutically acceptable salt thereof, or a prodrug thereof;
wherein R is a hydrogen or C₁₋₁₀ hydrocarbyl.

8. The compound of claim 1 having a structure



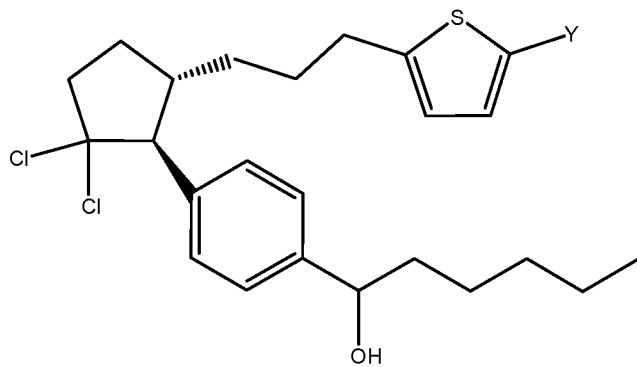
or pharmaceutically acceptable salt thereof, or a prodrug thereof;
wherein R is a hydrogen or C₁₋₁₀ hydrocarbyl.

9. The compound of claim 1 having a structure



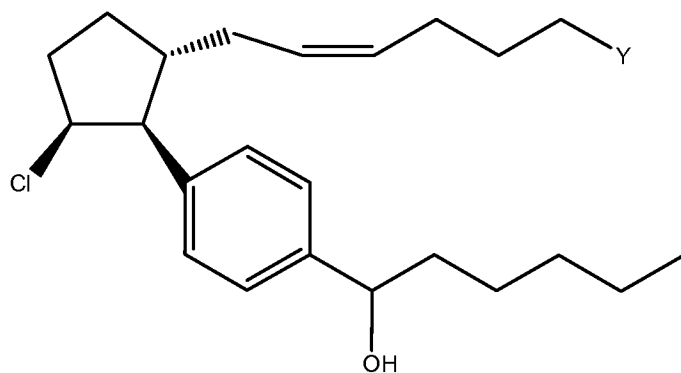
or pharmaceutically acceptable salt thereof, or a prodrug thereof;
wherein the dashed line represents the absence or presence of a double bond.

10. The compound of claim 1 having a structure



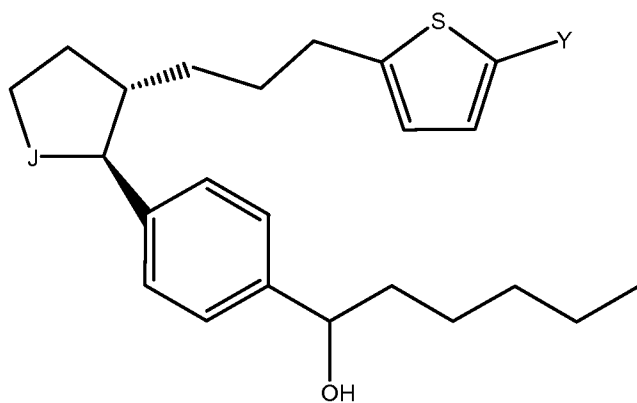
or pharmaceutically acceptable salt thereof, or a prodrug thereof.

11. The compound of claim 1 having a structure



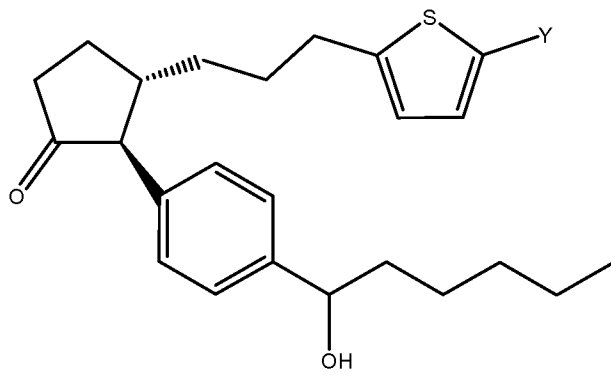
or pharmaceutically acceptable salt thereof, or a prodrug thereof.

12. The compound of claim 1 having a structure



or pharmaceutically acceptable salt thereof, or a prodrug thereof.

13. The compound of claim 12 having a structure



or pharmaceutically acceptable salt thereof, or a prodrug thereof.

14. A method of treating baldness using a compound selected from any one of claims 1 to 13.

INTERNATIONAL SEARCH REPORT

International application No
PCT/US2009/041205

A. CLASSIFICATION OF SUBJECT MATTER

INV. C07C69/732 C07C69/738 C07C405/00 C07D265/30 C07D333/38
C07D419/12

According to International Patent Classification (IPC) or to both national classification and IPC

B. FIELDS SEARCHED

Minimum documentation searched (classification system followed by classification symbols)
C07C C07D

Documentation searched other than minimum documentation to the extent that such documents are included in the fields searched

Electronic data base consulted during the international search (name of data base and, where practical, search terms used)

EPO-Internal, BEILSTEIN Data, CHEM ABS Data

C. DOCUMENTS CONSIDERED TO BE RELEVANT

Category*	Citation of document, with indication, where appropriate, of the relevant passages	Relevant to claim No.
Y	WO 2006/063179 A (ALLERGAN INC [US]; DONDE YARIV [US]; NGUYEN-JEREMIAH H [US]) 15 June 2006 (2006-06-15) claims 1,63 tables 1-4 page 59; compounds E2-2 page 2, line 15 - page 3, line 15 page 34, lines 36-39	1-14
Y	US 2007/129552 A1 (DONDE YARIV [US] ET AL) 7 June 2007 (2007-06-07) claims 1,6,13,14 paragraphs [0003], [0007], [0100], [0102] tables 1,2	1-14

Further documents are listed in the continuation of Box C.
 See patent family annex.

- * Special categories of cited documents :
- *A* document defining the general state of the art which is not considered to be of particular relevance
 - *E* earlier document but published on or after the international filing date
 - *L* document which may throw doubts on priority claim(s) or which is cited to establish the publication date of another citation or other special reason (as specified)
 - *O* document referring to an oral disclosure, use, exhibition or other means
 - *P* document published prior to the international filing date but later than the priority date claimed
 - *T* later document published after the international filing date or priority date and not in conflict with the application but cited to understand the principle or theory underlying the invention
 - *X* document of particular relevance; the claimed invention cannot be considered novel or cannot be considered to involve an inventive step when the document is taken alone
 - *Y* document of particular relevance; the claimed invention cannot be considered to involve an inventive step when the document is combined with one or more other such documents, such combination being obvious to a person skilled in the art.
 - *&* document member of the same patent family

Date of the actual completion of the international search	Date of mailing of the international search report
28 July 2009	05/08/2009

Name and mailing address of the ISA/ European Patent Office, P.B. 5818 Patentlaan 2 NL - 2280 HV Rijswijk Tel. (+31-70) 340-2040, Fax: (+31-70) 340-3016	Authorized officer <p style="text-align: center; font-weight: bold;">Grenouillat, N</p>
--	--

INTERNATIONAL SEARCH REPORT

International application No

PCT/US2009/041205

C(Continuation). DOCUMENTS CONSIDERED TO BE RELEVANT

Category*	Citation of document, with indication, where appropriate, of the relevant passages	Relevant to claim No.
Y	US 2006/135609 A1 (TOONE ERIC J [US] ET AL) 22 June 2006 (2006-06-22) claims 11,16,19,25,32-35 example 15 paragraph [0074] -----	1-13
Y	US 5 476 872 A (GARST MICHAEL E [US] ET AL) 19 December 1995 (1995-12-19) claims 1-3 -----	1-13
Y	US 2007/254920 A1 (DELONG MITCHELL A [US] ET AL) 1 November 2007 (2007-11-01) claims 1,4,8,38 examples 53,77,100 -----	1-13
Y	US 2002/094981 A1 (PONTICELLO GERALD S [US] ET AL) 18 July 2002 (2002-07-18) claims 7,9 -----	1-13
Y	BE 900 959 A1 (ERBA FARMITALIA) 2 May 1985 (1985-05-02) claims 1,7 page 3, line 20 example 17 -----	1-13
Y	WO 2008/041054 A (TECHFIELDS BIOCHEM CO LTD [CN]; YU CHONGXI [US]; XU LINA [CN]) 10 April 2008 (2008-04-10) claims 1,4 -----	1-13

INTERNATIONAL SEARCH REPORT

Information on patent family members

International application No

PCT/US2009/041205

Patent document cited in search report	Publication date	Patent family member(s)	Publication date
WO 2006063179 A	15-06-2006	AR 052264 A1	07-03-2007
		AU 2005314000 A1	15-06-2006
		BR PI0518642 A2	02-12-2008
		CA 2589864 A1	15-06-2006
		CN 101107225 A	16-01-2008
		EP 1819670 A1	22-08-2007
		JP 2008523088 T	03-07-2008
		KR 20070086001 A	27-08-2007
		US 2006148894 A1	06-07-2006
		US 2006205800 A1	14-09-2006
ZA 200704087 A	25-09-2008		

US 2007129552 A1	07-06-2007	NONE	

US 2006135609 A1	22-06-2006	NONE	

US 5476872 A	19-12-1995	AU 8082094 A	08-05-1995
		CA 2174241 A1	27-04-1995
		EP 0724567 A1	07-08-1996
		JP 9504029 T	22-04-1997
		WO 9511229 A1	27-04-1995

US 2007254920 A1	01-11-2007	EP 2038250 A2	25-03-2009
		WO 2007127639 A2	08-11-2007

US 2002094981 A1	18-07-2002	NONE	

BE 900959 A1	02-05-1985	AU 563999 B2	30-07-1987
		AU 3494584 A	09-05-1985
		CH 663413 A5	15-12-1987
		DE 3439863 A1	23-05-1985
		DK 524484 A	05-05-1985
		FI 844273 A	05-05-1985
		FR 2554448 A1	10-05-1985
		GB 2149788 A	19-06-1985
		GR 80822 A1	04-03-1985
		HU 35637 A2	29-07-1985
		IT 1177095 B	26-08-1987
		JP 60112782 A	19-06-1985
		NL 8403307 A	03-06-1985
		SE 8405514 A	05-05-1985
		SU 1489582 A3	23-06-1989
		US 4585791 A	29-04-1986
		ZA 8408551 A	26-06-1985

WO 2008041054 A	10-04-2008	AU 2006349143 A1	10-04-2008
		CA 2665081 A1	10-04-2008