



US00D722940S

(12) **United States Design Patent**
Williamson

(10) **Patent No.:** **US D722,940 S**

(45) **Date of Patent:** **** Feb. 24, 2015**

(54) **UTILITY VEHICLE CARGO FLOOR**

(71) Applicant: **Steven R. Williamson**, Highlands Ranch, CO (US)

(72) Inventor: **Steven R. Williamson**, Highlands Ranch, CO (US)

(**) Term: **14 Years**

(21) Appl. No.: **29/456,616**

(22) Filed: **May 31, 2013**

(51) **LOC (10) Cl.** **12-06**

(52) **U.S. Cl.**
USPC **D12/221**

(58) **Field of Classification Search**
USPC D12/221, 98; D9/431-433, 44, 420, D9/422, 423, 424; 229/126, 154, 103.2, 229/240, 127, 157; 296/181.1, 181.2, 296/181.3, 184.1, 39.1, 39.2, 37.6; 29/897.2, 897.3, 897.32
See application file for complete search history.

(56) **References Cited**

U.S. PATENT DOCUMENTS

2,845,585	A	*	7/1958	Vicenzi et al.	335/278
D224,219	S	*	7/1972	Ritler	D12/221
6,086,145	A	*	7/2000	Wandyez	296/214
D483,314	S	*	12/2003	Graves	D12/221
D498,200	S	*	11/2004	Hall et al.	D12/221

D537,770	S	*	3/2007	Yamazaki et al.	D12/221
7,708,327	B2	*	5/2010	Lim et al.	296/37.1
D644,979	S	*	9/2011	Wenrick et al.	D12/221
D701,815	S	*	4/2014	Miller	D12/221
2014/0125083	A1	*	5/2014	Wise et al.	296/39.1

* cited by examiner

Primary Examiner — Katrina A Betton

(74) *Attorney, Agent, or Firm* — Leyendecker & Lemire, LLC

(57) **CLAIM**

The ornamental design for a utility vehicle cargo floor, as shown and described.

DESCRIPTION

FIG. 1 is a bottom, rear perspective view of a utility vehicle cargo floor showing my new design; FIG. 2 is a top, front perspective view thereof; FIG. 3 is a bottom, plan view thereof; FIG. 4 is a top, plan view thereof; FIG. 5 is a rear, elevational view thereof; FIG. 6 is a front, elevational view thereof; FIG. 7 is a left side, elevational view thereof; FIG. 8 is a right side, elevational view thereof; and, FIG. 9 is a rear, perspective view of my utility vehicle cargo floor installed in a rear cargo space of a Jeep® motor vehicle. Broken lines shown in the drawings illustrate unclaimed matter, form no part of the claimed design, and are provided for context only.

1 Claim, 7 Drawing Sheets



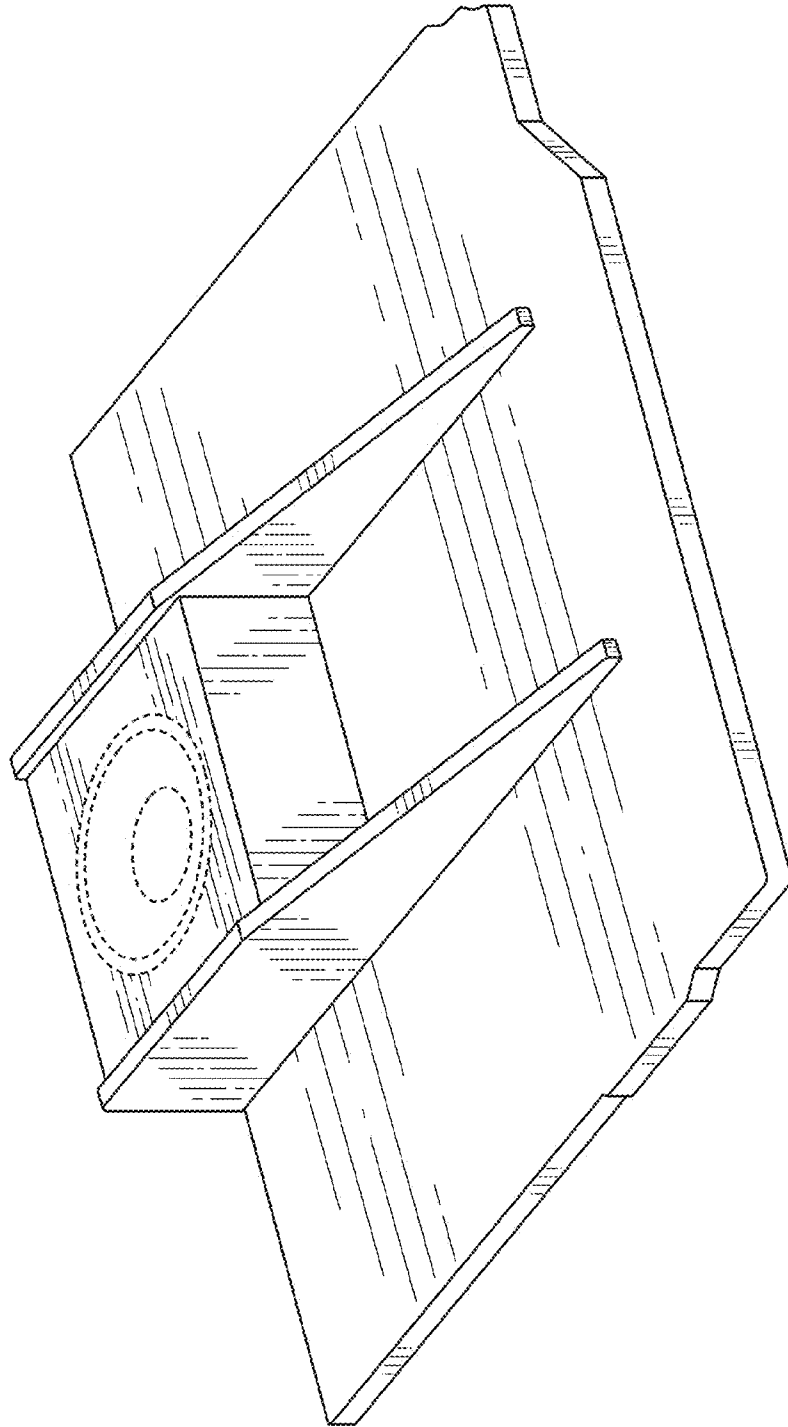


FIG. 1

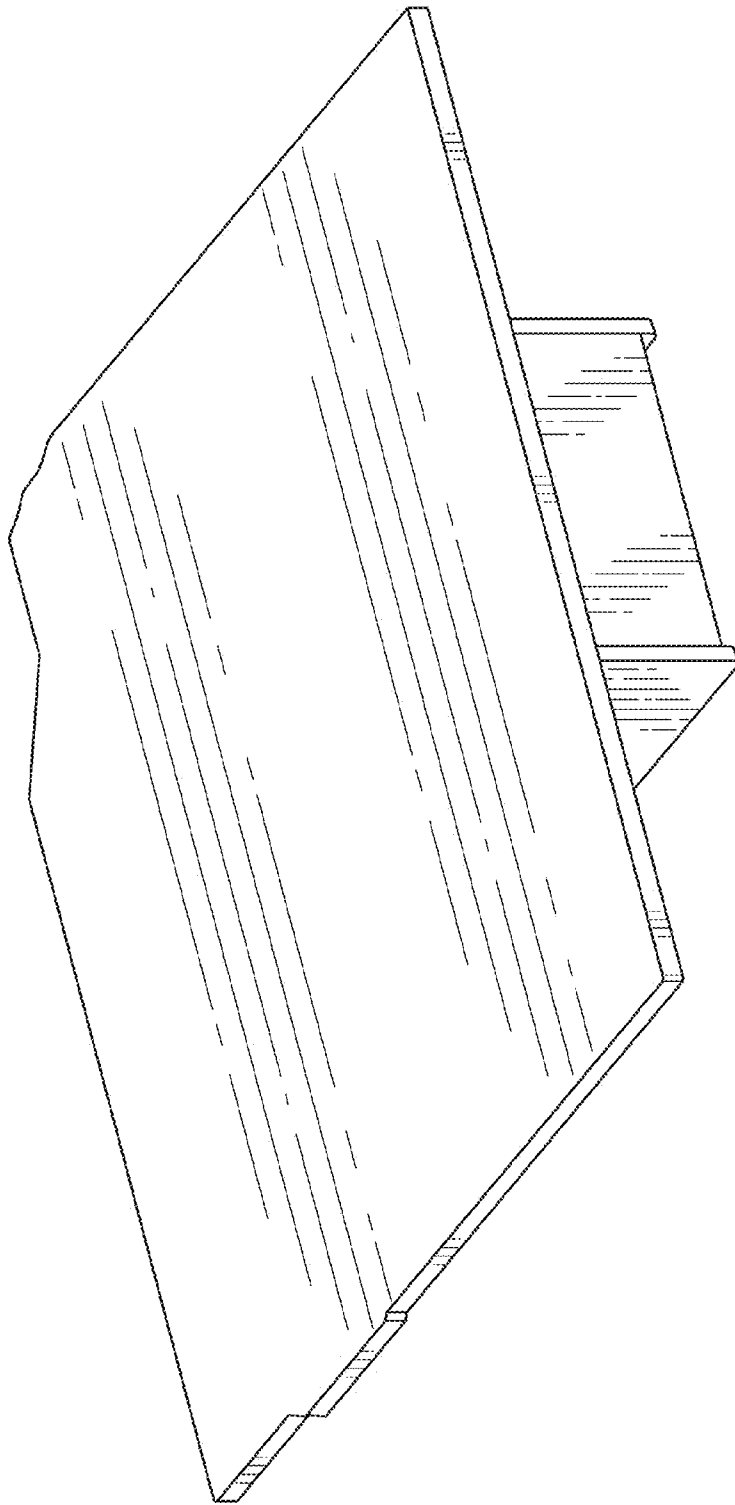


FIG. 2

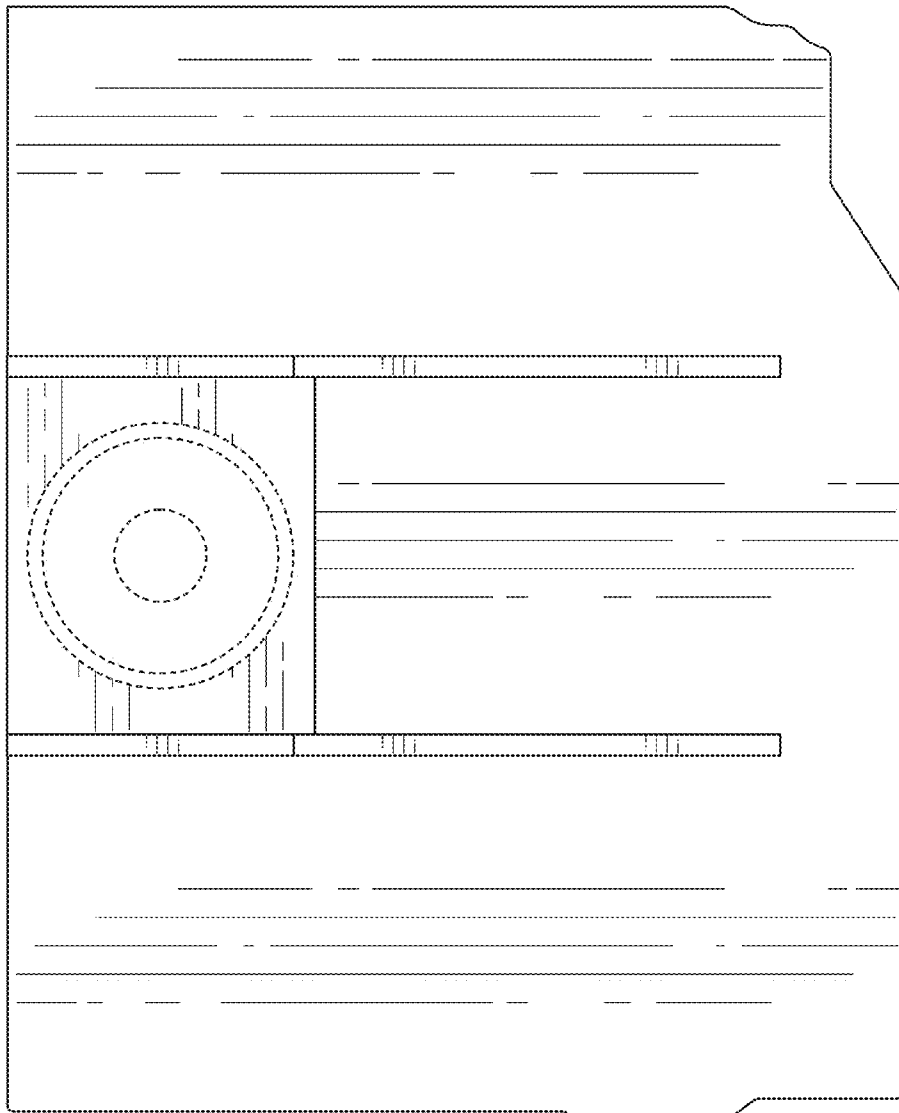


FIG. 3

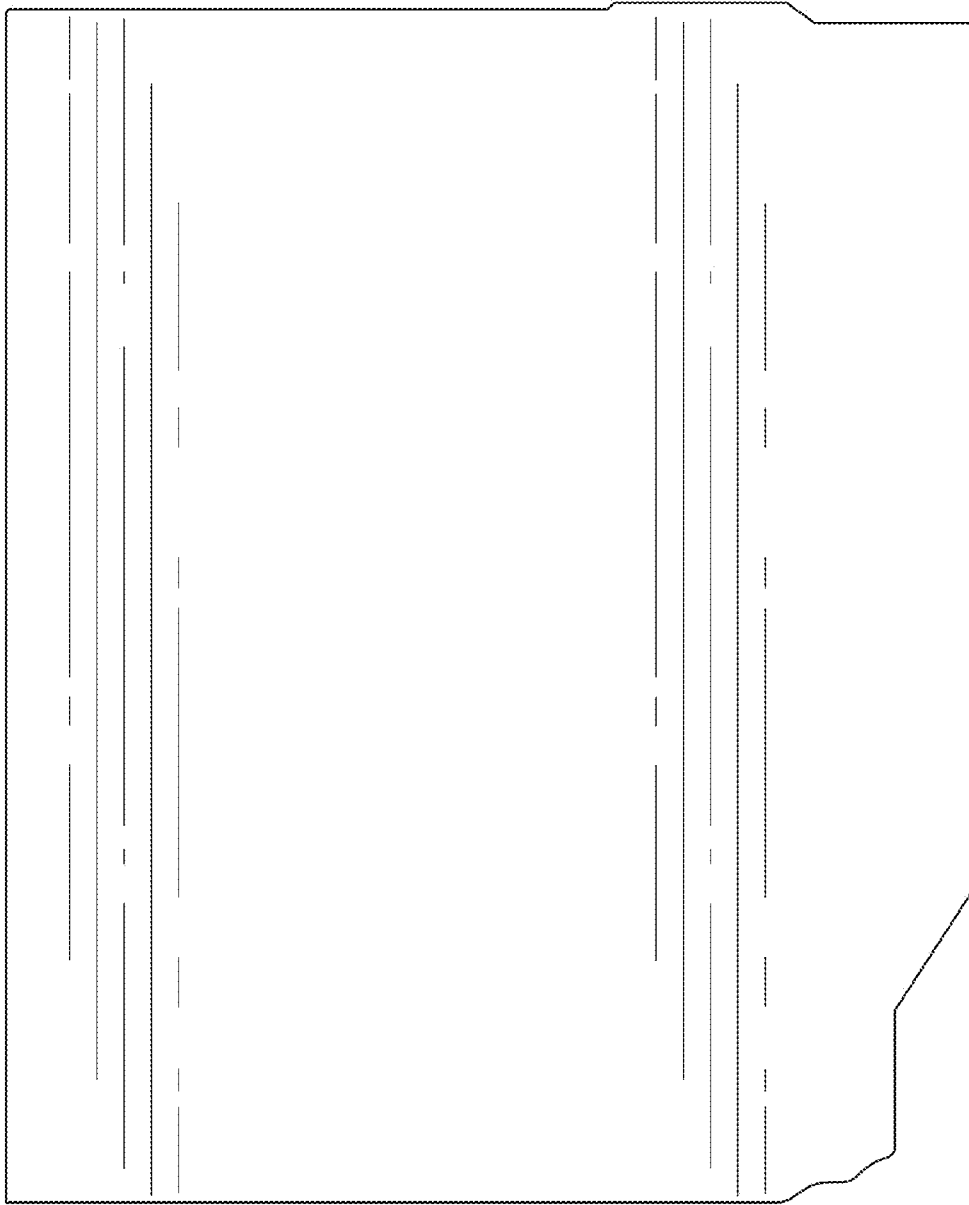


FIG. 4




FIG. 5




FIG. 6

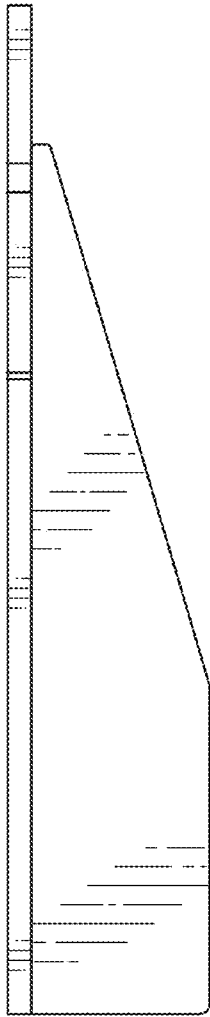


FIG. 7

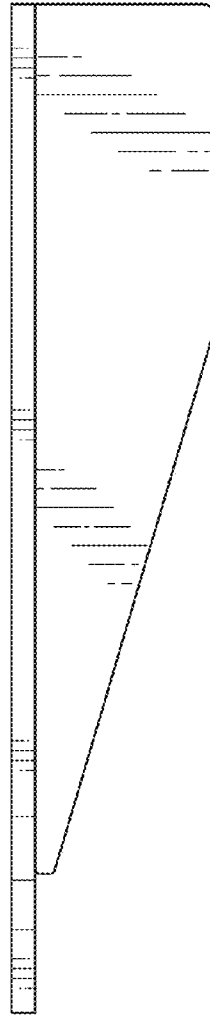


FIG. 8

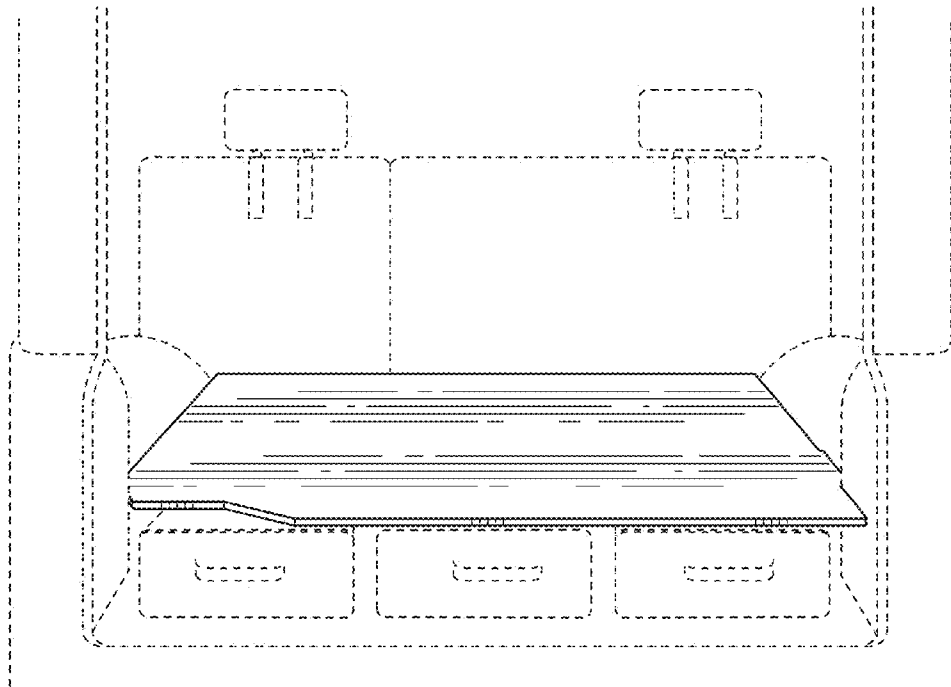


FIG. 9