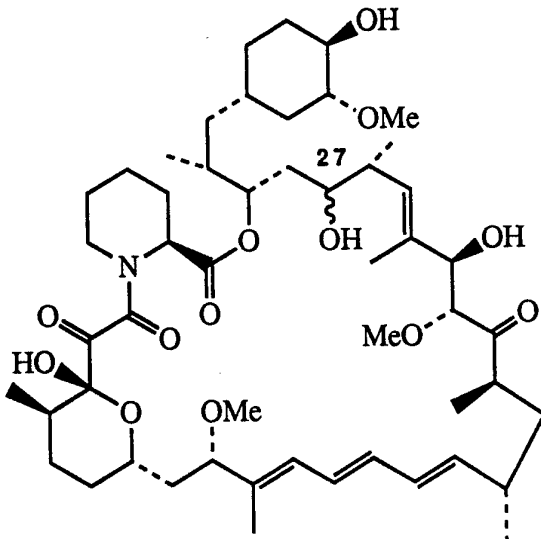




INTERNATIONAL APPLICATION PUBLISHED UNDER THE PATENT COOPERATION TREATY (PCT)

(51) International Patent Classification ⁵ : C07D 498/18, C07F 7/18 A61K 31/435 // C07D 498/18 C07D 311:00, 273:00, 221:00	A1	(11) International Publication Number: WO 94/04540 (43) International Publication Date: 3 March 1994 (03.03.94)
(21) International Application Number: PCT/US93/07581 (22) International Filing Date: 12 August 1993 (12.08.93) (30) Priority data: 07/930,124 13 August 1992 (13.08.92) US 08/009,605 27 January 1993 (27.01.93) US (71) Applicant: AMERICAN HOME PRODUCTS CORPORATION [US/US]; Five Giralda Farms, Madison, NJ 07940-0874 (US). (72) Inventor: NELSON, Frances, Christy ; 540 Cedar Hollow Drive, Yardley, PA 19067 (US). (74) Agents: ALICE, Ronald, W.; American Home Products Corporation, 685 Third Avenue, New York, NY 10017 (US) et al.		(81) Designated States: AU, BB, BG, BR, BY, CA, CZ, FI, HU, JP, KP, KR, LK, MG, MN, MW, NO, NZ, PL, RO, RU, SD, SK, UA, VN, European patent (AT, BE, CH, DE, DK, ES, FR, GB, GR, IE, IT, LU, MC, NL, PT, SE), OAPI patent (BF, BJ, CF, CG, CI, CM, GA, GN, ML, MR, NE, SN, TD, TG). Published <i>With international search report.</i>
(54) Title: 27-HYDROXYRAPAMYCIN AND DERIVATIVES THEREOF <div style="text-align: center;"> (I)</div> (57) Abstract <p>This invention provides a compound of formula (I), and 27-substituted derivatives thereof which are useful as immunosuppressive, anti-inflammatory, antifungal, antitumor, and antiproliferative agents. The compound depicted by formula (I) is named 27-hydroxyrapamycin, and may also be referred to as 27-deoxo-27-hydroxyrapamycin.</p>		

FOR THE PURPOSES OF INFORMATION ONLY

Codes used to identify States party to the PCT on the front pages of pamphlets publishing international applications under the PCT.

AT	Austria	FR	France	MR	Mauritania
AU	Australia	GA	Gabon	MW	Malawi
BB	Barbados	GB	United Kingdom	NE	Niger
BE	Belgium	GN	Guinea	NL	Netherlands
BF	Burkina Faso	GR	Greece	NO	Norway
BG	Bulgaria	HU	Hungary	NZ	New Zealand
BJ	Benin	IE	Ireland	PL	Poland
BR	Brazil	IT	Italy	PT	Portugal
BY	Belarus	JP	Japan	RO	Romania
CA	Canada	KP	Democratic People's Republic of Korea	RU	Russian Federation
CF	Central African Republic	KR	Republic of Korea	SD	Sudan
CG	Congo	KZ	Kazakhstan	SE	Sweden
CH	Switzerland	LI	Liechtenstein	SI	Slovenia
CI	Côte d'Ivoire	LK	Sri Lanka	SK	Slovak Republic
CM	Cameroon	LU	Luxembourg	SN	Senegal
CN	China	LV	Latvia	TD	Chad
CS	Czechoslovakia	MC	Monaco	TG	Togo
CZ	Czech Republic	MG	Madagascar	UA	Ukraine
DE	Germany	ML	Mali	US	United States of America
DK	Denmark	MN	Mongolia	UZ	Uzbekistan
ES	Spain			VN	Viet Nam
FI	Finland				

27-HYDROXYRAPAMYCIN AND DERIVATIVES THEREOF

BACKGROUND OF THE INVENTION

This invention relates to a compound of formula I, which is named 27-hydroxyrapamycin, and derivatives thereof and a method for using them for inducing immunosuppression, and in the treatment of transplantation rejection, host vs. graft disease, autoimmune diseases, diseases of inflammation, solid tumors, fungal infections, and hyperproliferative vascular disorders.

Rapamycin is a macrocyclic triene antibiotic produced by Streptomyces hygroscopicus, which was found to have antifungal activity, particularly against Candida albicans, both in vitro and in vivo [C. Vezina et al., J. Antibiot. 28, 721 (1975); S.N. Sehgal et al., J. Antibiot. 28, 727 (1975); H. A. Baker et al., J. Antibiot. 31, 539 (1978); U.S. Patent 3,929,992; and U.S. Patent 3,993,749].

Rapamycin alone (U.S. Patent 4,885,171) or in combination with picibanil (U.S. Patent 4,401,653) has been shown to have antitumor activity. R. Martel et al. [Can. J. Physiol. Pharmacol. 55, 48 (1977)] disclosed that rapamycin is effective in the experimental allergic encephalomyelitis model, a model for multiple sclerosis; in the adjuvant arthritis model, a model for rheumatoid arthritis; and effectively inhibited the formation of IgE-like antibodies.

The immunosuppressive effects of rapamycin have been disclosed in FASEB 3, 3411 (1989). Cyclosporin A and FK-506, other macrocyclic molecules, also have been shown to be effective as immunosuppressive agents, therefore useful in preventing transplant rejection [FASEB 3, 3411 (1989); FASEB 3, 5256 (1989); R. Y. Calne et al., Lancet 1183 (1978); and U.S. Patent 5,100,899].

Rapamycin has also been shown to be useful in preventing or treating systemic lupus erythematosus [U.S. Patent 5,078,999], pulmonary inflammation [U.S. Patent 5,080,899], insulin dependent diabetes mellitus [Fifth Int. Conf. Inflamm. Res. Assoc. 121 (Abstract), (1990)], and smooth muscle cell proliferation and intimal thickening following vascular injury [Morris, R. J. Heart Lung Transplant 11 (pt. 2): 197 (1992)].

Mono- and diacylated derivatives of rapamycin (esterified at the 28 and 43 positions) have been shown to be useful as antifungal agents (U.S. Patent 4,316,885) and used to make water soluble prodrugs of rapamycin (U.S. Patent 4,650,803). Recently, the numbering convention for rapamycin has been changed; therefore according to Chemical Abstracts nomenclature, the esters described above would be at

- 2 -

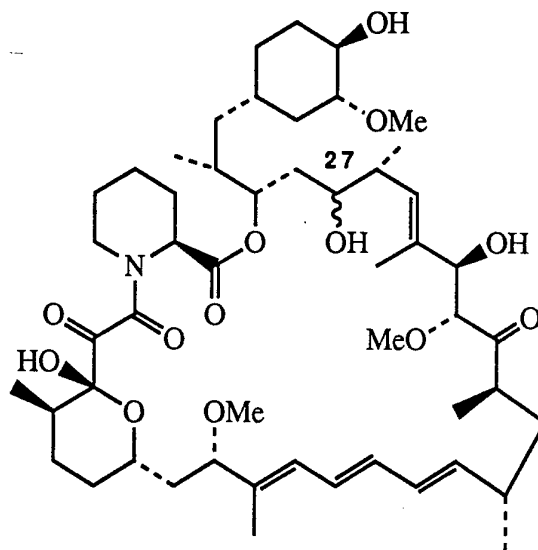
the 31- and 42- positions. Under the older numbering convention, 27-hydroxyrapamycin would be named as 24-hydroxyrapamycin.

U.S. Patent 5,102,876 discloses 15-hydroxyrapamycin and 15,27-bis-hydroxyrapamycin, which were prepared by the reduction of rapamycin with diisobutylaluminum hydride, and a method of using them as immunosuppressive, antiinflammatory, and antifungal agents. 27-hydroxyrapamycin cannot be produced via the synthetic methodology disclosed in U.S. Patent 5,102,876.

U.S. Patents 5,138,051 and 5,169,851 disclose 33-hydroxyrapamycin which were prepared by the reduction of rapamycin using sodium triacetoxyborohydride, and a method of using them as immunosuppressive, antiinflammatory, and antifungal agents. 27-hydroxyrapamycin cannot be produced via the synthetic methodology disclosed in U.S. Patents 5,138,051 and 5,169,851.

DESCRIPTION OF THE INVENTION

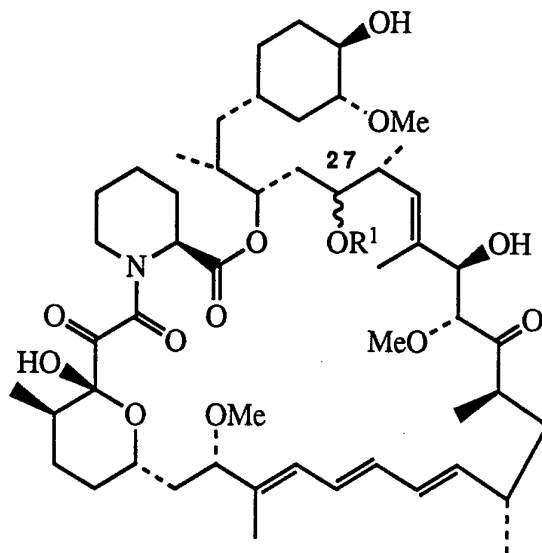
This invention provides a compound of formula I,



which is useful as an immunosuppressive, antiinflammatory, antifungal, antitumor, and antiproliferative agent. The compound depicted by formula I is named 27-hydroxyrapamycin, and may also be referred to as 27-deoxo-27-hydroxyrapamycin. 27-Hydroxyrapamycin may be administered orally, parenterally, intranasally, intrabronchially, transdermally, or rectally when administered in accordance with this disclosure.

- 3 -

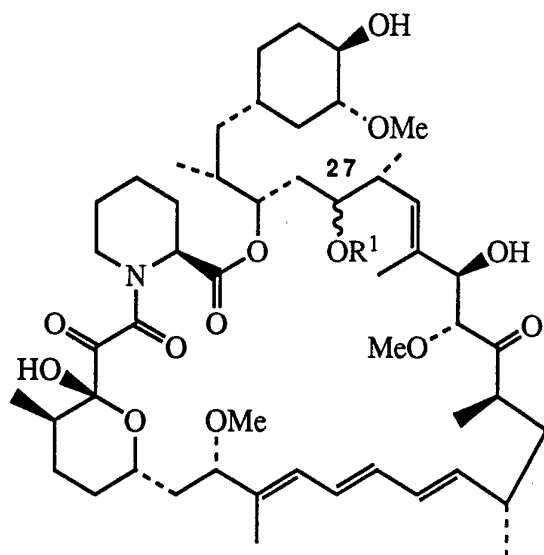
This invention also provides derivatives of 27-hydroxyrapamycin which are useful as immunosuppressive, antiinflammatory, antifungal, antitumor, and antiproliferative agents having the formula II:



II

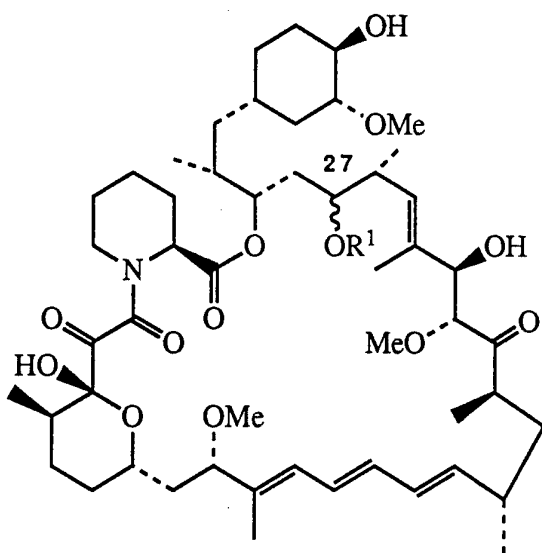
- 5 wherein R^1 is $\text{--}\overset{\text{O}}{\parallel}\text{CR}^2$ and
 R^2 is alkyl of 1-10 carbon atoms, arylalkyl of 7-10 carbon atoms, or aryl wherein the
 aryl group may be optionally mono-, di-, or tri- substituted with a group
 selected from alkyl of 1-6 carbon atoms, arylalkyl of 7-10 carbon atoms, alkoxy
 of 1-6 carbon atoms, cyano, halo, nitro, carbalkoxy of 2-7 carbon atoms,
 10 trifluoromethyl, amino, dialkylamino of 1-6 carbon atoms per alkyl group,
 alkylthio of 1-6 carbon atoms, $\text{--SO}_3\text{H}$, $\text{--PO}_3\text{H}$, and $\text{--CO}_2\text{H}$;
 or a pharmaceutically acceptable salt thereof;
 or having the formula III:

- 4 -



III

wherein R^1 is $-\overset{\text{O}}{\parallel}\text{CR}^2$ and
 R^2 is a mono-, di-, poly-, or per-fluorinated alkyl group of 1-10 carbon atoms;
 or having the formula IV:



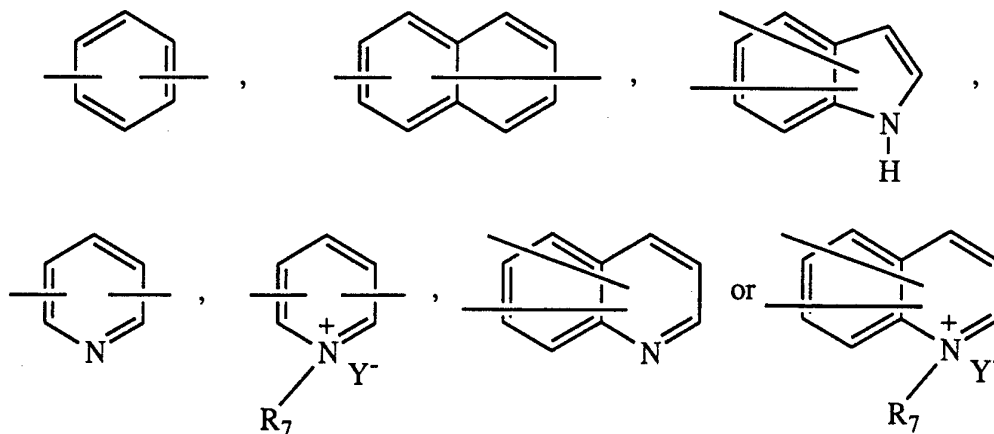
IV

5

wherein R^1 is $-\overset{\text{O}}{\parallel}\text{CR}^2$;
 R^2 is $-\text{X}-\overset{\text{O}}{\parallel}\text{C}-\text{NR}^3\text{R}^4$;

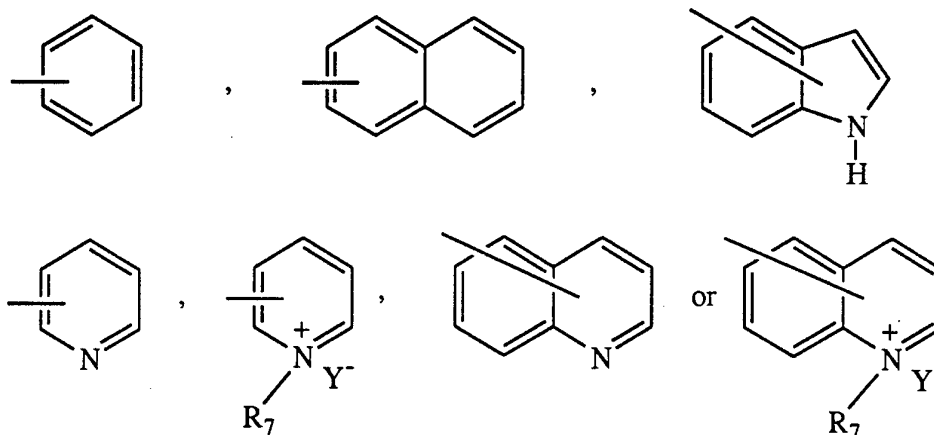
- 5 -

X is $-(CH_2)_m-$ or $-Ar^1-$; where $-Ar^1-$ is an optionally mono- or di-substituted group selected from:



- 5 R^3 and R^4 are each, independently, hydrogen, alkyl of 1-12 carbon atoms, $-(CH_2)_n-Ar$, $-(CH_2)_p-NR^5R^6$, or $-(CH_2)_p-N^+R^5R^6R^7Y^-$;
 R^5 and R^6 are each, independently, hydrogen, alkyl of 1-12 carbon atoms, or $-(CH_2)_n-Ar$;

Ar is an optionally mono- or di- substituted group selected from



in which the optional substituents are selected from the group consisting of alkyl of 1-6 carbon atoms, arylalkyl of 7-10 carbon atoms, alkoxy of 1-6 carbon atoms, cyano, halo, nitro, carbalkoxy of 2-7 carbon atoms, or perfluoroalkyl of 1-6 carbon atoms;

R^7 is alkyl of 1-6 carbon atoms;

Y is a halide, sulfate, phosphate, or p-toluenesulfonate anion;

$m = 1-6$;

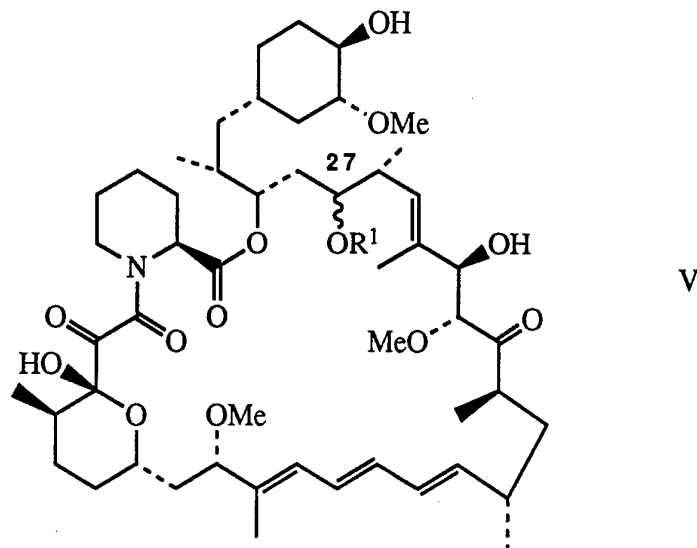
$n = 1-6$;

20 $p = 1-6$;

- 6 -

or a pharmaceutically acceptable salt thereof;

or having the formula V:



wherein R^1 is $-\overset{\overset{O}{\parallel}}{C}R^2$;

5 R^2 is $-\text{NH}(\text{CR}^3\text{R}^4)_n\text{-X}$;

R^3 and R^4 are each, independently, hydrogen, alkyl of 1-6 carbon atoms, arylalkyl of 7-10 carbon atoms, cycloalkyl of 3-8 carbon atoms, halogen, or trifluoromethyl;

10 X is hydrogen, lower alkyl of 1-6 carbon atoms, cycloalkyl of 3-8 carbon atoms, trifluoromethyl, nitro, alkoxy of 1-6 carbon atoms, carbalkoxy of 2-7 carbon atoms, arylalkyl of 7-10 carbon atoms, halo, dialkylamino of 1-6 carbon atoms per alkyl group, thioalkyl of 1-6 carbon atoms, or Y ;

15 Y is a phenyl group which may be optionally mono-, di-, or tri- substituted with a group selected from alkyl of 1-6 carbon atoms, arylalkyl of 7-10 carbon atoms, alkoxy of 1-6 carbon atoms, cyano, halo, nitro, carbalkoxy of 2-7 carbon atoms, trifluoromethyl, dialkylamino of 1-6 carbon atoms per alkyl group, or alkylthio of 1-6 carbon atoms, $-\text{SO}_3\text{H}$, $-\text{PO}_3\text{H}$, and $-\text{CO}_2\text{H}$;

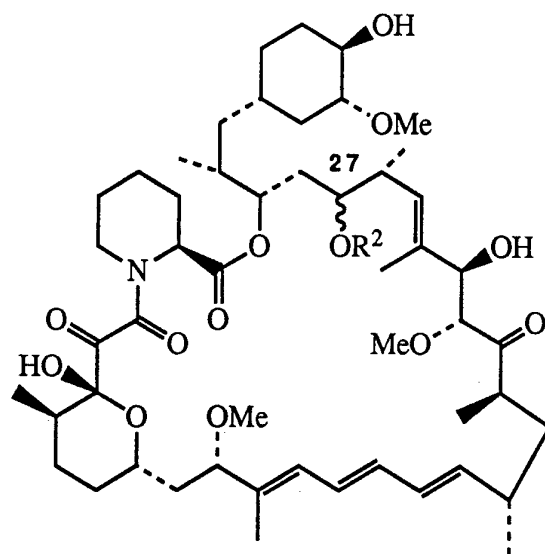
$n = 0-5$;

20 with the proviso that when $n = 0$, X is lower alkyl of 1-6 carbon atoms, cycloalkyl of 3-8 carbon atoms, arylalkyl of 7-10 carbon atoms, or Y ;

or a pharmaceutically acceptable salt thereof;

or having the formula VI:

- 7 -



VI

wherein R^2 is
$$-\left[\overset{\text{O}}{\parallel} \text{C}(\text{CH}_2)_m \underset{\text{R}^3}{\text{CH}}(\text{CH}_2)_n \underset{\text{R}^4}{\text{N}} \right]_p \text{CO}_2\text{R}^5 ;$$

R^3 is hydrogen, alkyl of 1-6 carbon atoms, arylalkyl of 7-10 carbon atoms, $-(\text{CH}_2)_q\text{CO}_2\text{R}^6$, $-(\text{CH}_2)_r\text{NR}^7\text{CO}_2\text{R}^8$, carbamylalkyl of 2-3 carbon atoms, aminoalkyl of 1-4 carbon atoms, hydroxyalkyl of 1-4 carbon atoms, guanyalkyl of 2-4 carbon atoms, mercaptoalkyl of 1-4 carbon atoms, alkylthioalkyl of 2-6 carbon atoms, indolylmethyl, hydroxyphenylmethyl, imidazolylmethyl or phenyl which is optionally mono-, di-, or tri-substituted with a substituent selected from alkyl of 1-6 carbon atoms, alkoxy of 1-6 carbon atoms, hydroxy, cyano, halo, nitro, carbalkoxy of 2-7 carbon atoms, trifluoromethyl, amino, or $-\text{CO}_2\text{H}$;

R^4 and R^7 are each, independently, hydrogen, alkyl of 1-6 carbon atoms, or arylalkyl of 7-10 carbon atoms;

R^5 , R^6 , and R^8 are each, independently, alkyl of 1-6 carbon atoms, arylalkyl of 7-10 carbon atoms, fluorenylmethyl, or phenyl which is optionally mono-, di-, or tri-substituted with a substituent selected from alkyl of 1-6 carbon atoms, alkoxy of 1-6 carbon atoms, hydroxy, cyano, halo, nitro, carbalkoxy of 2-7 carbon atoms, trifluoromethyl, amino, or $-\text{CO}_2\text{H}$;

m is 0 - 4;

n is 0 - 4;

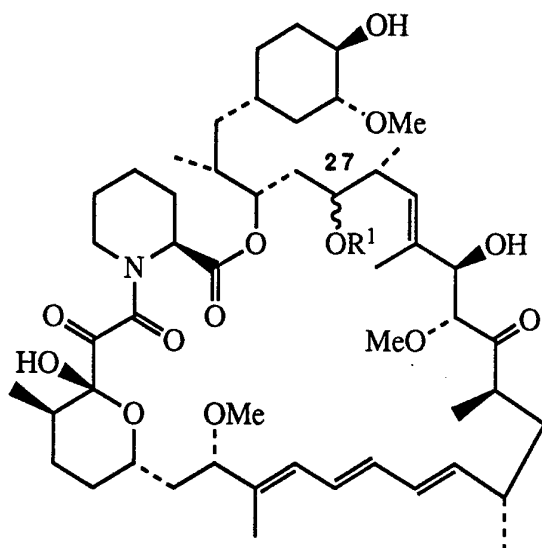
p is 1 - 2;

q is 0 - 4;

r is 0 - 4;

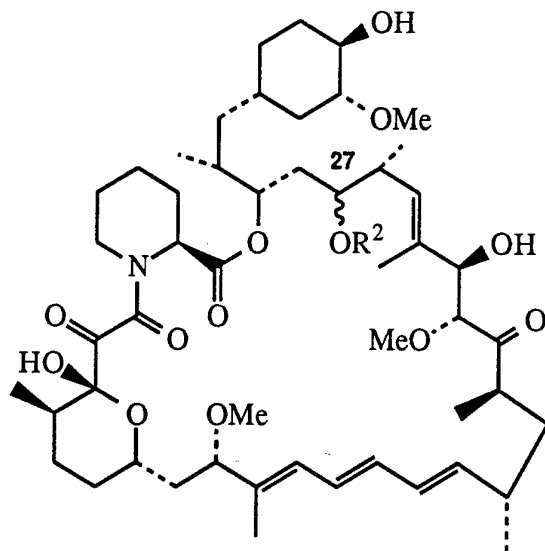
- 8 -

wherein R^3 , R^4 , m , and n are independent in each of the $[C(CH_2)_mCH(CH_2)_nN]$ subunits when $p = 2$;
 or a pharmaceutically acceptable salt thereof;
 or having the formula VII:



- wherein R^1 is alkyl of 1-6 carbon atoms, arylalkyl of 7-10 carbon atoms, $-CH_2YX$,
 5 $-C(CH_3)_2YX$, $-CH(CH_3)YX$, or L ;
 Y is O or S ;
 X is $-CH_3$, $-(CH_2)_nCH_3$, $-CH_2Ar$, $-(CH_2)_2OCH_3$, $-CH_2CCl_3$, $-CH(CH_3)_2$, or
 $-CH_2CH_2SiMe_3$;
 Ar is phenyl, naphthyl, pyridyl, quinolyl, isoquinolyl, quinoxalyl, thienyl,
 10 thionaphthyl, furyl, benzofuryl, benzodioxyl, benzoxazolyl, benzoisoxazolyl,
 or benzodioxolyl; wherein the Ar group may be optionally mono-, di-, or tri-
 substituted with a group selected from alkyl of 1-6 carbon atoms, arylalkyl of 7-
 10 carbon atoms, alkoxy of 1-6 carbon atoms, cyano, halo, nitro, carbalkoxy of
 2-7 carbon atoms, trifluoromethyl, amino, dialkylamino of 1-6 carbon atoms
 15 per alkyl group, alkylthio of 1-6 carbon atoms, $-SO_3H$, $-PO_3H$, and $-CO_2H$;
 L is tetrahydrofuran-2-yl, tetrahydrothiophen-2-yl, tetrahydrothiopyran-2-yl,
 tetrahydropyran-2-yl, 4-methoxytetrahydropyran-2-yl,
 4-methoxytetrahydrothiopyran-2-yl, or 4-methoxytetrahydrothiopyran-2-yl S,S
 dioxide; and
 20 $n = 1-5$;
 or having the formula VIII:

- 9 -



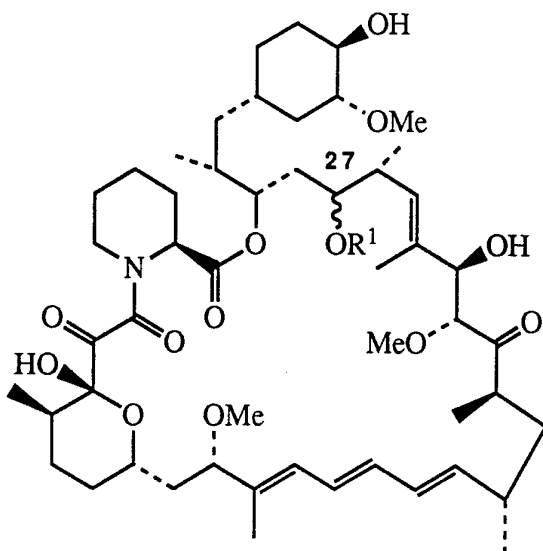
VIII

wherein R^2 is $-\overset{\text{O}}{\parallel}\text{C}(\text{CH}_2)_m\text{NRR}^1$;

R and R^1 are each hydrogen or alkyl of 1-3 carbon atoms or R and R^1 together with the nitrogen to which they are attached form a saturated heterocyclic ring having 4-5 carbon atoms; and

5

$m = 1-3$; or a pharmaceutically acceptable salt thereof;
or having the formula IX:

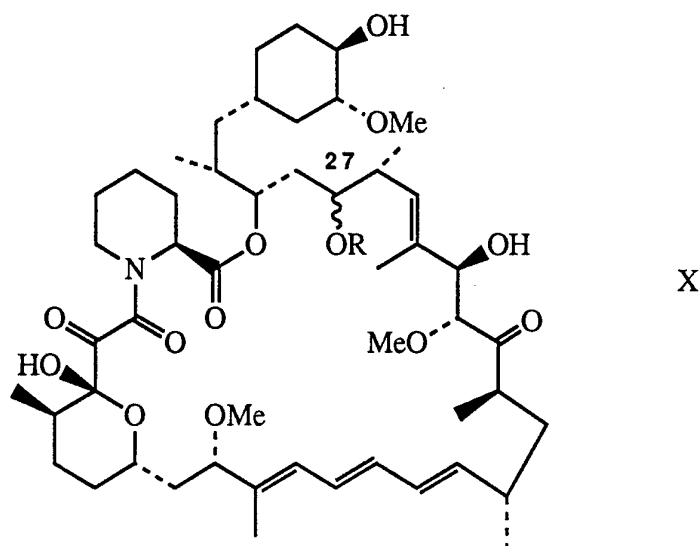


IX

wherein R^1 is $-\text{CONHSO}_2\text{-Ar}$; and

- 10 -

- Ar is phenyl, naphthyl, pyridyl, quinolyl, isoquinolyl, quinoxalyl, thienyl, thionaphthyl, furyl, benzofuryl, benzodioxyl, benzoxazolyl, benzoisoxazolyl, or benzodioxolyl; wherein the Ar group may be optionally mono-, di-, or tri-substituted with a group selected from alkyl of 1-6 carbon atoms, arylalkyl of 7-10 carbon atoms, alkoxy of 1-6 carbon atoms, cyano, halo, nitro, carbalkoxy of 2-7 carbon atoms, trifluoromethyl, amino, dialkylamino of 1-6 carbon atoms per alkyl group, alkylthio of 1-6 carbon atoms, $-\text{SO}_3\text{H}$, $-\text{PO}_3\text{H}$, and $-\text{CO}_2\text{H}$; or a pharmaceutically acceptable salt thereof when the Ar group contains a basic nitrogen or when the Ar group is substituted by dialkylamino of 1-6 carbon atoms per alkyl group, $-\text{SO}_3\text{H}$, $-\text{PO}_3\text{H}$, or $-\text{CO}_2\text{H}$; or having formula X:



- wherein R is $-\text{SO}_2\text{R}^1$;
 R^1 is alkyl, alkenyl, alkynyl containing 1 to 6 carbon atoms; or an aromatic moiety selected from the group consisting of phenyl and naphthyl or a heterocyclic moiety selected from the group consisting of thiophenyl and quinoliny; or $-\text{NHCOR}^2$; and
 R^2 is lower alkyl containing 1 to 6 carbon atoms;
 or a pharmaceutically acceptable salt thereof.

- Pharmaceutically acceptable salts may be formed from the compounds of formulas II, IV - VI, and VII - X from organic and inorganic acids and inorganic cations. Preferred organic and inorganic acids are those such as acetic, lactic, citric, tartaric, succinic, maleic, malonic, gluconic, hydrochloric, hydrobromic, phosphoric, nitric, sulfuric, methanesulfonic, and the like. Preferred inorganic cations are those

- 11 -

such as sodium, potassium, and the like. Based on this disclosure, other pharmaceutically acceptable salts that can be formed will be readily apparent to one skilled in the art.

When any of the compounds of formulas II - X contain an aryl or arylalkyl moiety, it is preferred that the aryl portion is a phenyl, naphthyl, pyridyl, quinolyl, isoquinolyl, quinoxalyl, thienyl, thionaphthyl, furyl, benzofuryl, benzodioxyl, benzoxazolyl, benzoisoxazolyl, or benzodioxolyl group that may be optionally mono-, di-, or tri- substituted with a group selected from alkyl of 1-6 carbon atoms, arylalkyl of 7-10 carbon atoms, alkoxy of 1-6 carbon atoms, cyano, halo, nitro, carbalkoxy of 2-7 carbon atoms, trifluoromethyl, amino, dialkylamino of 1-6 carbon atoms per alkyl group, alkylthio of 1-6 carbon atoms, $-\text{SO}_3\text{H}$, $-\text{PO}_3\text{H}$, and $-\text{CO}_2\text{H}$. It is more preferred that the aryl moiety is a phenyl group that is optionally mono-, di-, or tri-substituted with a group selected from alkyl of 1-6 carbon atoms, arylalkyl of 7-10 carbon atoms, alkoxy of 1-6 carbon atoms, cyano, halo, nitro, carbalkoxy of 2-7 carbon atoms, trifluoromethyl, amino, dialkylamino of 1-6 carbon atoms per alkyl group, alkylthio of 1-6 carbon atoms, $-\text{SO}_3\text{H}$, $-\text{PO}_3\text{H}$, and $-\text{CO}_2\text{H}$.

For the compounds of formula IV, preferred members are those in which X is $-(\text{CH}_2)_m-$ and R^3 and R^4 are alkyl of 1-6 carbon atoms; and those in which X is $-(\text{CH}_2)_m-$, R^3 is hydrogen, and R^4 is $-(\text{CH}_2)_n-\text{Ar}$.

For the compounds of formula V, preferred members are those in which n is 0 and X is Y.

For the compounds of formula VI, preferred members are those in which $m = 0$, $n = 0$, and $p = 1$; $m = 0$, $n = 0$, and $p = 2$; $n = 0$, and R^3 is $-(\text{CH}_2)_q\text{CO}_2\text{R}^6$; $m = 0$, $n = 0$, and R^3 is $-(\text{CH}_2)_r\text{NR}^7\text{CO}_2\text{R}^8$; and $m = 0$, $n = 0$, and R^3 is hydrogen.

For the compounds of formula VII, preferred members include those in which Y is O and those in which R^1 is alkyl of 1-6 carbon atoms.

The compounds of formulas II - X may be administered orally, parenterally, intranasally, intrabronchially, transdermally, or rectally when administered in accordance with this disclosure.

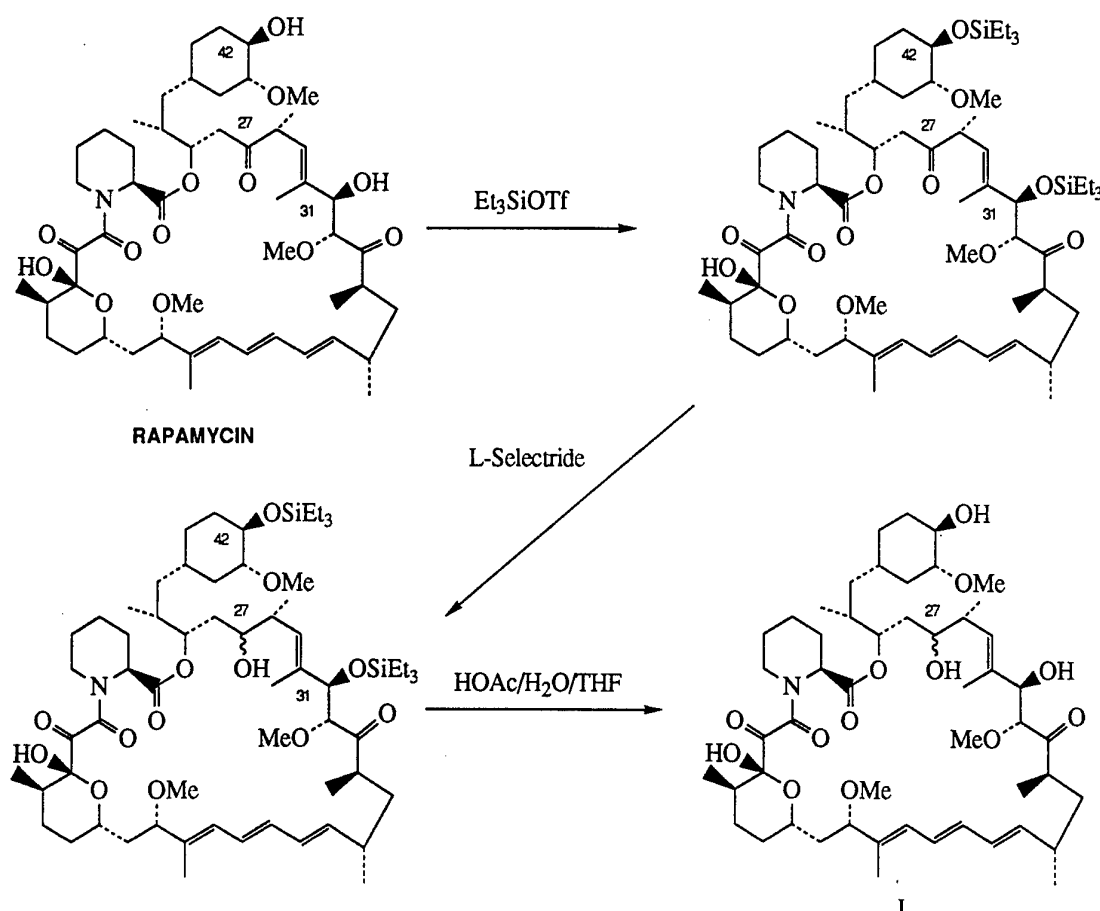
This invention also provides pharmaceutical compositions comprising an effective amount of 27-hydroxyrapamycin or any of the compounds of formulas II - X, and a pharmaceutical carrier.

It is contemplated that when the compounds of this invention are used as an immunosuppressive or antiinflammatory agent, they can be administered in conjunction

- 12 -

with one or more other immunoregulatory agents. Such other antirejection
chemotherapeutic agents include, but are not limited to azathioprine, corticosteroids,
such as prednisone and methylprednisolone, cyclophosphamide, rapamycin,
cyclosporin A, FK-506, OKT-3, and ATG. By combining 27-hydroxyrapamycin or a
5 derivative thereof with such other drugs or agents for inducing immunosuppression or
treating inflammatory conditions, the lesser amounts of each of the agents are required
to achieve the desired effect. The basis for such combination therapy was established
by Stepkowski whose results showed that the use of a combination of rapamycin and
cyclosporin A at subtherapeutic doses significantly prolonged heart allograft survival
10 time. [Transplantation Proc. 23: 507 (1991)].

The preparation of 27-hydroxyrapamycin can be accomplished by the sequence
of reactions shown below, beginning with rapamycin.



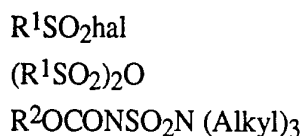
The 31- and 42- hydroxyl groups of rapamycin are first protected with a
15 suitable protecting group, such as the triethylsilyl ether protecting group. Protection of
the hydroxyl groups prior to reduction appears to be necessary to prevent overreduction

- 13 -

and ring degradation. Reduction of the 27-ketone was selectively accomplished with L-Selectride (lithium tri-sec-butylborohydride) to provide a compound which was named 31,42-bis-triethylsilyl ether of 27-hydroxyrapamycin. Attempted reduction with DIBAL, as disclosed in U.S. Patent 5,102,876, failed to provide any products in which the 27-ketone was the only keto-group that was reduced. Removal of the silyl ether protecting groups was accomplished under mildly acidic conditions, such as with a mixture of acetic acid, water, and THF. Removal of the silyl ether protecting groups can also be accomplished using fluoride ion generating reagents, such as hydrogen fluoride/pyridine. It is also contemplated that the 31- and 42-hydroxyl groups can be protected with other silylating reagents, such as triisopropylsilyl chloride or t-butyltrimethylsilyl chloride, to allow selective reduction of the 27-ketone of rapamycin.

The derivatives of 27-hydroxyrapamycin that are claimed as part of this invention can be prepared by reacting the intermediate 31,42-bis-triethylsilyl ether of 27-hydroxyrapamycin with suitable electrophilic agents, e.g. by

- (1) acylating the intermediate using
 - (a) an acid of formula HOC(O)R^2 or a reactive derivative thereof where R^2 is as defined in connection with formulae II, III or IV; or
 - (b) an acid of formula HOR^2 where R^2 is as defined in connection with formula VI or VIII, said reactive derivatives including acyl halides, e.g., the chloride, bromide or iodide or acid anhydrides including mixed anhydrides, the reaction being carried out in the presence of a suitable coupling agent when the acid of formula HOC(O)R^2 is used; or
- (2) carbamylating the intermediate with an isocyanate of formula O=C=N-Q where -Q is $(\text{CR}^3\text{R}^4)_n\text{X}$ as defined in connection with formula V or $-\text{SO}_2\text{-Ar}$ as defined in connection with formula IX or
- (3) acetalising or etherifying the intermediate using a compound of formula hal-R^1 or $\text{CH}_2=\text{CHYX}$ where R^1 , Y and X are as defined in connection with formula VII and hal is a halogen, e.g., chlorine or bromine or
- (4) sulfonating the intermediate using a sulfonating agent of formula



in which formula R^1 and R^2 are as defined in connection with formula X, hal is a halogen such as chlorine or bromine, alkyl is an alkyl group, e.g., alkyl of 1-6 carbon atoms such as methyl or ethyl, followed by deprotection to remove protecting groups from the 31 and 42 positions.

The 27-acyl derivatives of formula II can be prepared by the method used in Examples 4 and 5. The 27-acyl derivative of formula II can also be prepared by reacting the 27-hydroxyl group of 31,42-bis-triethylsilyl ether of 27-hydroxyrapamycin with an acylating agent according to the method described in U.S. Patent 4,316,885 and
5 EP-A-46661, the disclosures of which are hereby incorporated by reference, followed by deprotection according to Examples 3 or 5.

The 27-fluorinated esters of formula III can be prepared by reacting the 27-hydroxyl group of 31,42-bis-triethylsilyl ether of 27-hydroxyrapamycin with a suitable fluorinated acylating agent as described in U.S. Patent 5,100,883, the disclosure of
10 which is hereby incorporated by reference, followed by deprotection according to Examples 3 or 5.

The 27-amide esters of formula IV can be prepared by acylating the 27-hydroxyl group of 31,42-bis-triethylsilyl ether of 27-hydroxyrapamycin with a suitable acylating agent as described in U.S. Patent 5,118,677 and EP-A-515140, the
15 disclosures of which are hereby incorporated by reference, followed by deprotection according to Examples 3 or 5.

The 27-carbamates of formula V can be prepared by carbamylating the 27-hydroxyl group of 31,42-bis-triethylsilyl ether of 27-hydroxyrapamycin with a suitable carbamylating agent as described in U.S. Patent 5,118,678 and EP-A-509795, the
20 disclosures of which are hereby incorporated by reference, followed by deprotection according to Examples 3 or 5.

The 27-aminoesters of formula VI can be prepared by acylating the 27-hydroxyl group of 31,42-bis-triethylsilyl ether of 27-hydroxyrapamycin with a suitable acylating agent as described in U.S. Patent 5,130,307 and WO 92/05179, the disclosures of
25 which are hereby incorporated by reference, followed by deprotection according to Examples 3 or 5.

The 27-ethers of formula VII can be prepared by reacting the 27-hydroxyl group of 31,42-bis-triethylsilyl ether of 27-hydroxyrapamycin with a suitable acetal forming reagent as described in U.S. Patent 5,151,413, the disclosure of which is
30 hereby incorporated by reference, followed by deprotection using hydrogen fluoride/pyridine according to standard literature procedures. The alkyl or arylalkyl ethers of formula VII can be formed by alkylating the 27-hydroxyl group of 31,42-bis-triethylsilyl ether of 27-hydroxyrapamycin with a suitable alkylating agent, such as with an alkyl halide in pyridine followed by deprotection.

35 The 27-aminoacyl compounds of formula VIII can be prepared by acylating the 27-hydroxyl group of 31,42-bis-triethylsilyl ether of 27-hydroxyrapamycin with a suitable acylating agent as described in U.S. Patent 4,650,803 or EP227355, the

- 15 -

disclosures of which are hereby incorporated by reference, followed by deprotection according to Examples 3 or 5.

5 The 27-sulfonylcarbamates of formula IX can be prepared by carbamylating the 27-hydroxyl group of 31,42-bis-triethylsilyl ether of 27-hydroxyrapamycin with a suitable carbamylating agent as described in U.S. Patent Application Serial Number 07/837,048, filed February 18, 1992, and EP-A-509795, the disclosures of which are incorporated by reference, followed by deprotection according to Examples 3 or 5.

10 The 27-sulfonates and sulfamates of formula X can be prepared by reacting the 27-hydroxyl group of 31,42-bis-triethylsilyl ether of 27-hydroxyrapamycin with a suitable sulfonyl halide or (carboxysulfamoyl)triethylammonium hydroxide inner salt as described in U.S. Patent 5,177,203, the disclosure of which is hereby incorporated by reference, followed by deprotection according to Examples 3 or 5.

15 Based on this disclosure, other derivatives of 27-hydroxyrapamycin will be apparent to one skilled in the art. For example, it is contemplated that other esters of the 27-hydroxyl group can be prepared. These include both organic esters and inorganic esters, such as phosphate, nitrate, sulfinat, sulfonate esters, and the like, and organic esters of these inorganic acids. These compounds are also expected to have a similar activity profile to the compounds of this invention. Additionally, the 27-hydroxyl group may be protected with suitable protecting groups, such as a silyl ether, 20 to provide a 27,31,42-tris-silyl ether of 27-hydroxyrapamycin.

Immunosuppressive activity for representative compounds of this invention was evaluated in an in vitro standard pharmacological test procedure to measure lymphocyte proliferation (LAF) and in an in vivo standard pharmacological test procedure which evaluated the survival time of a pinch skin graft.

25 The comitogen-induced thymocyte proliferation procedure (LAF) was used as an in vitro measure of the immunosuppressive effects of representative compounds. Briefly, cells from the thymus of normal BALB/c mice are cultured for 72 hours with PHA and IL-1 and pulsed with tritiated thymidine during the last six hours. Cells are cultured with and without various concentrations of rapamycin, cyclosporin A, or test 30 compound. Cells are harvested and incorporated radioactivity is determined. Inhibition of lymphoproliferation is assessed as percent change in counts per minute from non-drug treated controls. The results are expressed as an IC₅₀.

A representative compound of this invention was also evaluated in an in vivo test procedure designed to determine the survival time of pinch skin graft from male

- 16 -

DBA/2 donors transplanted to male BALB/c recipients. The method is adapted from Billingham R.E. and Medawar P.B., J. Exp. Biol. 28:385-402, (1951). Briefly, a pinch skin graft from the donor is grafted on the dorsum of the recipient as a homograft, and an autograft is used as control in the same region. The recipients are treated with either varying concentrations of cyclosporin A as test control or the test compound, intraperitoneally. Untreated recipients serve as rejection control. The graft is monitored daily and observations are recorded until the graft becomes dry and forms a blackened scab. This is considered as the rejection day. The mean graft survival time (number of days \pm S.D.) of the drug treatment group is compared with the control group.

The following table summarizes the results of representative compounds of this invention in these three standard test procedures.

TABLE 1

	<u>Compound</u>	<u>L A F</u> <u>(IC₅₀)</u>	<u>Skin Graft</u> <u>(days + SD)</u>
15	27-Hydroxyrapamycin	3.7 nM	8.5 \pm 1.2*
			8.17 \pm 0.75*
			8.00 \pm 0.63*
			9.17 \pm 0.98 ⁺
20	Example 5	99 nM [#]	9.17 \pm 0.75 ⁺
	Rapamycin	4.8 nM	12.0 \pm 1.7*
	No Treatment		7.2 \pm 0.45

* Evaluated in the skin graft procedure at a dose of 4 mg/kg.

25 ⁺ Evaluated in the skin graft procedure at a dose of 16 mg/kg.

[#] 94% inhibition of T-cell proliferation at 1 μ M and 69% inhibition at 0.1 μ M.

The results of these standard pharmacological test procedures demonstrate immunosuppressive activity both in vitro and in vivo for the compounds of this invention. The results obtained in the LAF test procedure indicates suppression of T-cell proliferation. As a transplanted pinch skin grafts are typically rejected within 6-7 days without the use of an immunosuppressive agent, the increased survival time of the skin graft when treated with the compounds of this invention further demonstrates their utility as immunosuppressive agents.

35 Because the compounds of this invention are structurally similar to rapamycin and have a similar activity profile to rapamycin, the compounds of this invention also are considered to have antitumor, antifungal, and antiproliferative activities.

- 17 -

As such, the compounds of this invention are useful in the treatment of transplantation rejection such as, heart, kidney, liver, bone marrow, and skin transplants; autoimmune diseases such as lupus, rheumatoid arthritis, diabetes mellitus, myasthenia gravis, and multiple sclerosis; diseases of inflammation such as psoriasis, dermatitis, eczema, seborrhea, inflammatory bowel disease, and eye uveitis; solid
5 tumors; fungal infections; and hyperproliferative vascular diseases such as restenosis.

Additionally, 27-Hydroxyrapamycin was found to have a half life of 17.5 hours in 0.1 M phosphate buffer (pH 7.4, 37° C) whereas rapamycin was found to have a half life of 11.8 hours under the same conditions. Therefore, by virtue of the reduced
10 ketone at the 27-position, 27-hydroxyrapamycin provides an advantage over rapamycin by preventing degradative ring opening reactions, thus resulting in a more stable compound. The 27-hydroxyrapamycin derivatives of formulas II - X are also expected to resist ring degradative reactions better than rapamycin and 31- and/or 42- substituted rapamycin derivatives of rapamycin. The half life of 27-hydroxyrapamycin-27-ester
15 with acetic acid in 0.1 M phosphate buffer (pH 7.4, 37° C) is 34 hours.

As 27-hydroxyrapamycin and the compound of Example V was prepared via its 31,42-silylated intermediate (Example 2), the compound of Example 2 is therefore useful as an intermediate of these two compounds. Additionally, 31,42-Bis-triethylsilyl ether of 27-hydroxyrapamycin-27-ester with acetic acid is also a useful
20 intermediate in the preparation of the compound of Example 5.

The compounds of this invention can be formulated neat or with a pharmaceutical carrier to a mammal in need thereof. The pharmaceutical carrier may be solid or liquid.

A solid carrier can include one or more substances which may also act as
25 flavoring agents, lubricants, solubilizers, suspending agents, fillers, glidants, compression aids, binders or tablet-disintegrating agents; it can also be an encapsulating material. In powders, the carrier is a finely divided solid which is in admixture with the finely divided active ingredient. In tablets, the active ingredient is mixed with a carrier having the necessary compression properties in suitable proportions and compacted in
30 the shape and size desired. The powders and tablets preferably contain up to 99% of the active ingredient. Suitable solid carriers include, for example, calcium phosphate, magnesium stearate, talc, sugars, lactose, dextrin, starch, gelatin, cellulose, methyl cellulose, sodium carboxymethyl cellulose, polyvinylpyrrolidone, low melting waxes and ion exchange resins.

Liquid carriers are used in preparing solutions, suspensions, emulsions, syrups, elixirs and pressurized compositions. The active ingredient can be dissolved or suspended in a pharmaceutically acceptable liquid carrier such as water, an organic solvent, a mixture of both or pharmaceutically acceptable oils or fats. The liquid carrier
5 can contain other suitable pharmaceutical additives such as solubilizers, emulsifiers, buffers, preservatives, sweeteners, flavoring agents, suspending agents, thickening agents, colors, viscosity regulators, stabilizers or osmo-regulators. Suitable examples of liquid carriers for oral and parenteral administration include water (partially containing additives as above, e.g. cellulose derivatives, preferably sodium
10 carboxymethyl cellulose solution), alcohols (including monohydric alcohols and polyhydric alcohols, e.g. glycols) and their derivatives, and oils (e.g. fractionated coconut oil and arachis oil). For parenteral administration, the carrier can also be an oily ester such as ethyl oleate and isopropyl myristate. Sterile liquid carriers are useful in sterile liquid form compositions for parenteral administration. The liquid carrier for
15 pressurized compositions can be halogenated hydrocarbon or other pharmaceutically acceptable propellant.

Liquid pharmaceutical compositions which are sterile solutions or suspensions can be utilized by, for example, intramuscular, intraperitoneal or subcutaneous injection. Sterile solutions can also be administered intravenously. The compounds of
20 this invention can also be administered orally either in liquid or solid composition form.

The compounds of this invention may be administered rectally in the form of a conventional suppository.

For administration by intranasal or intrabronchial inhalation or insufflation, the compounds of this invention may be formulated into an aqueous or partially aqueous
25 solution, which can then be utilized in the form of an aerosol. The compounds of this invention may also be administered transdermally through the use of a transdermal patch containing the active compound and a carrier that is inert to the active compound, is non toxic to the skin, and allows delivery of the agent for systemic absorption into the blood stream via the skin. The carrier may take any number of forms such as
30 creams and ointments, pastes, gels, and occlusive devices. The creams and ointments may be viscous liquid or semisolid emulsions of either the oil-in-water or water-in-oil type. Pastes comprised of absorptive powders dispersed in petroleum or hydrophilic petroleum containing the active ingredient may also be suitable. A variety of occlusive devices may be used to release the active ingredient into the blood stream such as a
35 semipermeable membrane covering a reservoir containing the active ingredient with or without a carrier, or a matrix containing the active ingredient. Other occlusive devices are known in the literature.

- 19 -

In addition, the compounds of this invention may be employed as a solution, cream, or lotion by formulation with pharmaceutically acceptable vehicles containing 0.1 - 5 percent, preferably 2%, of active compound which may be administered to a fungally affected area.

5 The dosage requirements vary with the particular compositions employed, the route of administration, the severity of the symptoms presented and the particular subject being treated. Based on the results obtained in the standard pharmacological test procedures, projected daily intravenous dosages of the compounds of this invention would be 0.001 - 25 mg/kg, preferably between 0.005 - 5 mg/kg, and more
10 preferably between 0.01 - 0.5 mg/kg. Projected daily oral dosages of the compounds of this invention would be 0.005 - 75 mg/kg, preferably between 0.01 - 50 mg/kg, and more preferably between 0.05 - 10 mg/kg.

Treatment will generally be initiated with small dosages less than the optimum dose of the compound. Thereafter the dosage is increased until the optimum effect
15 under the circumstances is reached; precise dosages for oral, parenteral, intranasal, intrabronchial, transdermal, or rectal administration will be determined by the administering physician based on experience with the individual subject treated. In general, the compounds of this invention, are most desirably administered at a concentration that will generally afford effective results without causing any harmful or
20 deleterious side effects.

The following examples illustrate the preparation of representative compounds of this invention.

Example 1

31,42-Bis-triethylsilyl ether of rapamycin

25 To a solution of rapamycin (2 g, 2.18 mmol) in CH₂Cl₂ (10.9 mL) at 0 °C was added 2,6-lutidine (1.17 mL, 10.1 mmol) and triethylsilyl trifluoromethanesulfonate (1.13 mL, 5.03 mmol) dropwise. The reaction was stirred at 0 °C for an additional 45 min, allowed to warm to room temperature, and stirred overnight. The reaction was then quenched with NaHCO₃ and diluted with ethyl acetate. The organic layer was
30 separated and washed with 2 N HCl, NaHCO₃, brine, dried over Na₂SO₄, and concentrated *in vacuo*. The residue was chromatographed using hexane-ethyl acetate (4:1) as eluant to provide 1.04 g (42%) of 31,42-bis-triethylsilyl ether of rapamycin.

IR (KBr) 3500 (m, br), 2925 (s), 2875 (s), 1720 (s), 1640 (s), 1450 (s), 1370 (w), 1235 (w), 1185 (w), 1100 (s), 980 (m), 815 (m), 745 (m); ¹H NMR (400 MHz,

- 20 -

CDCl₃) δ 0.44-0.50 (comp m, 6 H), 0.52-0.60 (comp m, 6 H), 0.67 (m, 1 H), 0.82-0.96 (comp m, 24 H), 1.00-1.04 (comp m, 9 H), 1.06-1.25 (comp m, 4 H), 1.30-1.60 (comp m, 12 H), 1.61, 1.64 (d, rotamers, $J = 3.74$, 0.80 Hz, 3 H), 1.68-1.83 (comp m, 5 H), 1.72, 1.74 (d, rotamers, $J = 1.04$ Hz, 3 H), 1.96 (m, 1 H), 2.25 (m, 2 H), 2.32 (dd, $J = 3.00$, 15.88 Hz, 1 H), 2.58 (dd, $J = 8.09$, 16.00 Hz, 1 H), 2.68 (m, 1 H), 2.87 (m, 1 H), 3.10, 3.11 (s, rotamers, 3 H), 3.24 (s, 3 H), 3.33 (m, 3 H), 3.37, 3.39 (s, rotamers, 3 H), 3.68 (m, 2 H), 3.75 (m, 1 H), 3.82 (d, $J = 6.23$ Hz, 1 H), 4.10 (d, $J = 5.60$ Hz, 1 H), 4.68 (d, $J = 1.66$ Hz, 1 H), 5.00 (m, 1 H), 5.20 (d, $J = 10.17$ Hz, 1 H), 5.28 (d, $J = 4.57$ Hz, 1 H), 5.53 (dd, $J = 8.20$, 15.05 Hz, 1 H), 6.02 (dd, $J = 1.04$, 10.79 Hz, 1 H), 6.14 (m, 1 H), 6.34 (qd, $J = 10.48$, 28.94 Hz, 2 H); ¹³C NMR (100 MHz, CDCl₃) δ 4.63, 4.72, 5.01, 6.68, 6.72, 6.79, 10.14, 12.33, 13.72, 14.94, 15.42, 16.06, 21.46, 25.14, 26.86, 27.31, 31.29, 31.82, 32.97, 33.88, 33.98, 34.08, 35.24, 36.15, 38.60, 38.67, 39.87, 41.70, 42.44, 44.03, 47.03, 51.25, 55.78, 58.07, 58.15, 66.92, 75.61, 79.26, 84.05, 84.11, 84.80, 98.67, 126.81, 127.12, 129.36, 130.68, 132.85, 135.84, 138.16, 139.18, 166.29, 169.61, 193.41, 208.34, 211.46; high resolution mass spectrum (negative ion FAB) m/z 1141.7 [(M-H); calcd for C₆₃H₁₀₆NO₁₃Si₂: 1141.6].

Example 2

20 31,42-Bis-triethylsilyl ether of 27-hydroxyrapamycin

To a solution of 31,42-bis-triethylsilyl ether of rapamycin (400 mg, 0.35 mmol) in THF (3.5 mL) at -78 °C was added L-Selectride (0.4 mL, 0.4 mmol, 1 M in THF) dropwise. After 2h, the reaction was quenched with H₂O and EtOAc and allowed to warm to room temperature. The aqueous layer was separated and extracted with EtOAc. The organic layers were combined, washed with brine, dried over Na₂SO₄ and concentrated *in vacuo*. The residue was purified via flash column chromatography using hexane-ethyl acetate (3:1) as eluant to provide 140 mg (35%) of 31,42-bis-triethylsilyl ether of 27-hydroxyrapamycin.

IR (KBr) 3300 (s, br), 2950 (s), 2880 (s), 1720 (s), 1640 (s), 1450 (s), 1190 (w), 1100 (s), 1010 (m), 800 (m), 749 (m); ¹H NMR (400 MHz, CDCl₃) δ 0.47 (m, 6 H), 0.49 (m, 6 H), 0.57 (m, 1 H), 0.81-1.00 (comp m, 27 H), 1.01-1.04 (comp m, 6 H), 1.14-1.58 (comp m, 16 H), 1.60 (d, $J = 0.83$ Hz, 3 H), 1.63 (d, $J = 0.83$ Hz, 3 H), 1.64-1.82 (comp m, 8 H), 2.00 (m, 2 H), 2.31 (m, 2 H), 2.43 (m, 1 H), 2.78 (m, 1 H), 2.88 (m, 1 H), 3.11 (s, 3 H), 3.21, 3.23 (s, rotamers,

- 21 -

3 H), 3.37 (m, 3 H), 3.40, 3.41 (s, rotamers, 3 H), 3.54 (m, 1 H), 3.70 (m, 1 H), 3.73 (d, $J = 7.26$ Hz, 1 H), 3.78 (m, 1 H), 4.06 (d, $J = 7.06$ Hz, 1 H), 4.81 (s, 1 H), 5.02 (m, 1 H), 5.23 (d, $J = 8.72$ Hz, 1 H), 5.33 (dd, $J = 0.42, 4.78$ Hz, 1 H), 5.66 (dd, $J = 7.15, 15.04$ Hz, 1 H), 6.00 (d, $J = 9.75$ Hz, 1 H), 6.13 (m, 1 H), 6.30 (m, 2 H); ^{13}C NMR (100 MHz, CDCl_3) δ 4.69, 4.99, 5.03, 6.74, 6.82, 10.03, 12.12, 13.78, 14.14, 15.42, 16.16, 20.89, 21.38, 25.37, 27.06, 27.36, 29.69, 31.25, 31.86, 33.20, 33.86, 34.07, 34.15, 34.70, 36.17, 36.37, 38.70, 38.74, 39.71, 42.61, 44.21, 51.17, 55.79, 58.15, 58.22, 67.07, 71.59, 75.70, 79.23, 84.23, 84.85, 98.44, 126.78, 129.51, 130.11, 131.12, 133.31, 135.40, 136.02, 139.27, 167.00, 169.73, 192.86, 212.62; high resolution mass spectrum (negative ion FAB) m/z 1143.7 [(M-H); calcd for $\text{C}_{63}\text{H}_{108}\text{NO}_{13}\text{Si}_2$: 1143.6].

Example 3

27-Hydroxyrapamycin

31,42-Bis-triethylsilyl ether of 27-hydroxyrapamycin (101 mg, 0.088 mmol) was dissolved in 1.5 mL of HOAc:THF:H₂O (3:1:1). Additional THF (0.1 mL) was added to effect solution. The reaction was stirred overnight and then diluted with ethyl acetate and washed with NaHCO₃. The aqueous layer was back extracted with ethyl acetate. The organic layers were combined, washed with brine, dried over Na₂SO₄, and concentrated *in vacuo*. The residue was purified via flash column chromatography using CHCl₃:MeOH (95:5) as eluant to provide 57 mg (70%) of 27-Hydroxyrapamycin.

IR (KBr) 3440 (s, br), 2920 (s), 1740 (s), 1650 (s), 1440 (s), 1370 (w), 1190 (w), 1085 (m), 985 (m); ^1H NMR (400 MHz, CDCl_3) δ 0.68 (m, 1 H), 0.83-1.08 (comp m, 15 H), 1.16-1.62 (comp m, 12 H), 1.66 (s, 3 H), 1.68 (s, 3 H), 1.71-1.88 (comp m, 8 H), 1.98 (m, 2 H), 2.14 (m, 3 H), 2.28 (m, 2 H), 2.39 (m, 1 H), 2.66 (s, 1 H), 2.84 (m, 1 H), 2.94 (m, 1 H), 3.13 (s, 3 H), 3.28 (d, $J = 1.18$ Hz, 1 H), 3.34 (s, 3 H), 3.42 (s, 3 H), 3.47-3.58 (comp m, 3 H), 3.58 (d, $J = 7.24$ Hz, 1 H), 3.65 (m, 1 H), 3.81 (m, 1 H), 4.13 (m, 1 H), 4.84 (s, 1 H), 4.99 (m, 1 H), 5.31 (m, 2 H), 5.55 (dd, $J = 9.0, 24.0$ Hz, 1 H), 5.94 (d, $J = 10.5$ Hz, 1 H), 6.15 (m, 1 H), 6.35 (m, 2 H); ^{13}C NMR (100 MHz, CDCl_3) δ 10.09, 12.52, 14.03, 15.67, 16.16, 16.22, 20.56, 21.93, 25.27, 26.94, 27.22, 31.22, 31.27, 31.89, 33.22, 33.31, 33.62, 34.00, 35.37, 35.46, 37.99, 38.77, 38.82, 39.03, 40.09, 40.92, 44.22, 51.33, 55.82, 56.62, 60.03, 67.17, 73.65, 73.92, 78.06, 78.89, 84.46, 85.17, 98.42, 126.25, 129.80, 130.31, 131.01, 133.20, 133.73, 135.16,

- 22 -

140.43, 167.06, 170.14, 192.39, 217.19; high resolution mass spectrum (negative ion FAB) m/z 915.3 [(M-H); calcd for $C_{57}H_{80}NO_{13}$: 915.2].

Example 4

31,42-Bis-triethylsilyl ether of 27-hydroxyrapamycin-27-ester with acetic acid

5 To a solution of 31,42-bis-triethylsilyl ether of 27-hydroxyrapamycin (0.74 g, 0.64 mmol) in CH_2Cl_2 (3.2 mL) at 0 °C was added pyridine (0.2 mL, 2.58 mmol) and acetyl chloride (0.092 mL, 1.29 mmol) dropwise. The reaction was held at 0 °C for 30 min, allowed to warm to room temperature, and stirred for 3 h. Additional equivalents of pyridine (0.050 mL, 0.61 mmol) and acetyl chloride (0.023 mL, 0.32
10 mmol) were added at 0 °C. The reaction was again allowed to warm to room temperature and was quenched after an additional 1.5 h with $NaHCO_3$ and diluted with ethyl acetate. The organic layer was separated and washed with 1 N HCl, $NaHCO_3$, brine, dried over Na_2SO_4 , and concentrated *in vacuo*. The residue was chromatographed using hexane-ethyl acetate (4:1) as eluant to provide 0.237 g (31%)
15 of 31,42-bis-triethylsilyl ether-27-hydroxyrapamycin-27-ester with acetic acid along with 0.154 g (20%) of recovered starting material.

IR (KBr) 3400 (w, br), 2940 (s), 1740 (s), 1650 (m), 1460 (m), 1240 (s), 1105 (s), 1005 (w), 740 (m); 1H NMR (400 MHz, $CDCl_3$) δ 0.46-0.54 (comp m, 6 H), 0.57-0.63 (comp m, 6 H), 0.75 (m, 1 H), 0.81-0.99 (comp m, 27 H), 1.05 (m, 6
20 H), 1.54 (s, 3 H), 1.22-1.63 (comp m, 16 H), 1.64 (d, $J = 1.8$ Hz, 3 H), 1.66-1.98 (comp m, 8 H), 1.99 (s, 3 H), 2.06 (m, 1 H), 2.32 (m, 2 H), 2.62 (m, 1 H), 2.78 (m, 1 H), 2.89 (m, 1 H), 3.14 (s, 3 H), 3.23 (s, 3 H), 3.42 (m, 2 H), 3.43 (s, 3 H), 3.54 (m, 1 H), 3.75 (d, superimposed on m, $J = 7.2$ Hz, 1 H), 3.76 (m, 2 H), 4.08 (d, $J = 6.7$ Hz, 1 H), 4.87 (dd, $J = 0.41, 4.98$ Hz, 1 H), 4.99 (m, 1 H), 5.03 (m, 1
25 H), 5.20 (d, $J = 0.4$ Hz, 1 H), 5.41 (m, 1 H), 5.78 (m, 1 H), 6.00 (m, 1 H), 6.13 (m, 1 H), 6.37 (m, 2 H); ^{13}C NMR (100 MHz, $CDCl_3$) δ 4.6, 4.9, 6.7, 6.8, 9.9, 14.0, 14.9, 15.3, 16.2, 20.6, 20.8, 20.9, 25.4, 27.3, 27.4, 30.1, 31.3, 31.7, 33.1, 33.3, 33.5, 33.9, 34.0, 34.2, 36.2, 38.2, 38.6, 39.9, 42.6, 44.0, 50.8, 55.6, 58.0, 58.3, 66.9, 73.7, 75.6, 75.9, 76.4, 79.1, 84.1, 84.4, 98.2, 126.6, 129.6, 129.9,
30 130.0, 133.6, 134.5, 135.9, 139.0, 167.1, 169.3, 170.5, 191.6, 212.0; high resolution mass spectrum (negative ion FAB) m/z 1185.7 [(M-H); calcd for $C_{65}H_{110}NO_{14}Si_2$: 1185.6].

Example 527-Hydroxyrapamycin-27-ester with acetic acid

31,42-bis-triethylsilyl ether-27-hydroxyrapamycin-27-ester with acetic acid (0.16 g, 0.13 mmol) was dissolved in 2.5 mL of a 3:1:1 solution of HOAc:THF:H₂O.

- 5 The reaction was stirred overnight and was then quenched with NaHCO₃ and diluted with ethyl acetate. The organic layer was separated and washed with NaHCO₃, brine, dried over Na₂SO₄, and concentrated *in vacuo*. The residue was chromatographed using CH₂Cl₂:MeOH (20:1) as eluant followed by HPLC (70:30 hexane:ethyl acetate gradient over 60 min to 100% ethyl acetate) to provide 0.050 g (40%) of 27-hydroxyrapamycin-27-ester with acetic acid.

- 10 ¹H NMR (400 MHz, CDCl₃) δ 0.68 (m, 1 H), 0.95-1.04 (comp m, 15 H), 1.13-1.69 (comp m, 18 H), 1.59 (s, 3 H), 1.66 (d, *J* = 5.6 Hz, 3 H), 1.78-1.98 (comp m, 9 H), 2.02 (s, 3 H), 2.30 (m, 2 H), 2.68 (m, 1 H), 2.85 (m, 1 H), 2.95 (m, 1 H), 3.13 (s, 3 H), 3.37 (s, 3 H), 3.43 (s, superimposed on m, 3 H), 3.43 (m, 2 H), 15 3.59-3.70 (comp m, 3 H), 3.79 (m, 1 H), 4.09 (d, *J* = 7.9 Hz, 1 H), 4.80 (m, 2 H), 5.17 (s, 1 H), 5.25 (d, *J* = 10.0 Hz, 1 H), 5.35 (d, *J* = 5.3 Hz, 1 H), 5.76 (dd, *J* = 8.9, 19.8 Hz, 1 H), 5.90 (d, *J* = 9.1 Hz, 1 H), 6.14 (m, 1 H), 6.36 (m, 2 H); high resolution mass spectrum (negative ion FAB) *m/z* 957.2 [(M-H); calcd for C₅₃H₈₂NO₁₄: 957.5].

- 20 Anal. Calcd for C₅₃H₈₃NO₁₄•0.1Et₂O: C, 65.9 H, 8.66 N, 1.45.
Found: C, 65.9 H, 8.72 N, 1.34.

The following representative compounds or pharmaceutically acceptable salts thereof could be readily prepared based on the methodology described in this disclosure.

- 25 27-Hydroxyrapamycin-27-ester with benzoic acid
27-Hydroxyrapamycin-27-ester with phenylacetic acid
27-Hydroxyrapamycin-27-ester with pyridine-2-carboxylic acid
27-Hydroxyrapamycin-27-ester with trifluoroacetic acid
27-Hydroxyrapamycin-27-ester with 3,3,3-trifluoropropanoic acid
30 27-Hydroxyrapamycin-27-ester with difluoroacetic acid
27-Hydroxyrapamycin-27-ester with pentafluoropropionic acid
27-Hydroxyrapamycin-27-ester with 4-(dimethylamino)-4-oxobutanoic acid
27-Hydroxyrapamycin-27-ester with 4-oxo-4-[[2-(2-pyridinyl)ethyl]amino]butanoic acid
27-Hydroxyrapamycin-27-ester with 2-[2-[(3-carboxy-1-oxopropyl)amino]ethyl]-1-
35 methyl-pyridinium iodide

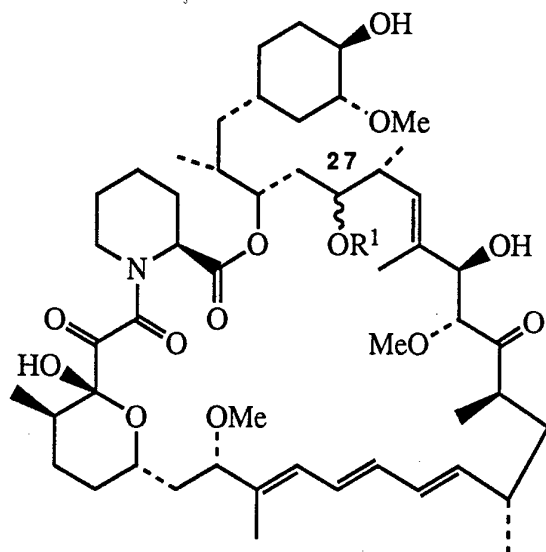
- 27-Hydroxyrapamycin-27-ester with (4-fluorophenyl)carbamic acid
27-Hydroxyrapamycin-27-ester with phenylcarbamic acid
27-Hydroxyrapamycin-27-ester with 4-[(trifluoromethyl)phenyl]carbamic acid
27-Hydroxyrapamycin-27-ester with (4-nitrophenyl)carbamic acid
5 27-Hydroxyrapamycin-27-ester with (4-methyl-phenyl)carbamic acid
27-Hydroxyrapamycin-27-ester with (2,4-difluorophenyl)carbamic acid
27-Hydroxyrapamycin-27-ester with N-[(1,1-dimethylethoxy)carbonyl]-glycylglycine
27-Hydroxyrapamycin-27-ester with N-[(1,1-dimethylethoxy)carbonyl]-N-methyl-
glycine
10 27-Hydroxyrapamycin-27-ester with 5-(1,1-dimethylethoxy)-2-[[[(1,1-dimethyl-
ethoxy)carbonyl]amino]-5-oxopentanoic acid
27-Hydroxyrapamycin-27-ester with 2-[[[(1,1-dimethylethoxy)carbonyl]amino]-4-oxo-
4-(phenylmethoxy)butanoic acid
27-Hydroxyrapamycin-27-ester with 3-[[[(1,1-dimethylethoxy)carbonyl]amino]-4-oxo-
15 4-(phenylmethoxy)butanoic acid
27-Hydroxyrapamycin-27-ester with 5-(1,1-dimethyl-oxy)-4-[[[(1,1-dimethylethoxy)-
carbonyl]amino]-5-oxopentanoic acid
27-Hydroxyrapamycin-27-ester with N^α,N^ε-bis[(1,1-dimethylethoxy)carbonyl]-L-
lysine
20 27-Hydroxyrapamycin-27-ether with (1-methoxy-1-methyl)ethanol
27-Hydroxyrapamycin-27-ether with (2-(trimethylsilyl)ethoxy)methanol
27-Hydroxyrapamycin-27-ester with N,N-dimethylglycine
27-Hydroxyrapamycin-27-ester with 3-(N,N-diethylamino)propionic acid
27-Hydroxyrapamycin-27-ester with 4'-(N-pyrrolidino)butyric acid
25 27-Hydroxyrapamycin-27-ester with phenylsulfonylcarbamic acid
27-Hydroxyrapamycin-27-ester with (4-chlorophenylsulfonyl)carbamic acid
27-Hydroxyrapamycin-27-ester with (3-methylphenylsulfonyl)carbamic acid
27-Hydroxyrapamycin-27-ester with 5-(dimethylamino)-1-naphthalenesulfonic acid
27-Hydroxyrapamycin-27-ester with 4-methylbenzenesulfonic acid
30 27-Hydroxyrapamycin-27-ester with 2-thiophenesulfonic acid
27-Hydroxyrapamycin-27-ester with 4-[[4-(dimethylamino)phenyl]aza]benzene-
sulfonic acid
27-Hydroxyrapamycin-27-ester with 1-naphthalenesulfonic acid
27-Hydroxyrapamycin-27-ester with 8-quinolinsulfonic acid
35 27-Hydroxyrapamycin-27-ester with methanesulfonic acid
27-Hydroxyrapamycin-27-ester with 2,2,2-trifluoroethanesulfonic acid
27-Hydroxyrapamycin-27-ester with [(methoxycarbonyl)amino]sulfonic acid

- 25 -

CLAIMS

WHAT IS CLAIMED IS:

1. A compound which is 27-hydroxyrapamycin.
2. A compound of the formula



II

5

wherein R^1 is $-\overset{\text{O}}{\parallel}{\text{C}}\text{R}^2$ and

R^2 is alkyl of 1-10 carbon atoms, arylalkyl of 7-10 carbon atoms, or aryl wherein the aryl group may be optionally mono-, di-, or tri- substituted with a group selected from alkyl of 1-6 carbon atoms, arylalkyl of 7-10 carbon atoms, alkoxy of 1-6 carbon atoms, cyano, halo, nitro, carbalkoxy of 2-7 carbon atoms, trifluoromethyl, amino, dialkylamino of 1-6 carbon atoms per alkyl group, alkylthio of 1-6 carbon atoms, $-\text{SO}_3\text{H}$, $-\text{PO}_3\text{H}$, and $-\text{CO}_2\text{H}$;

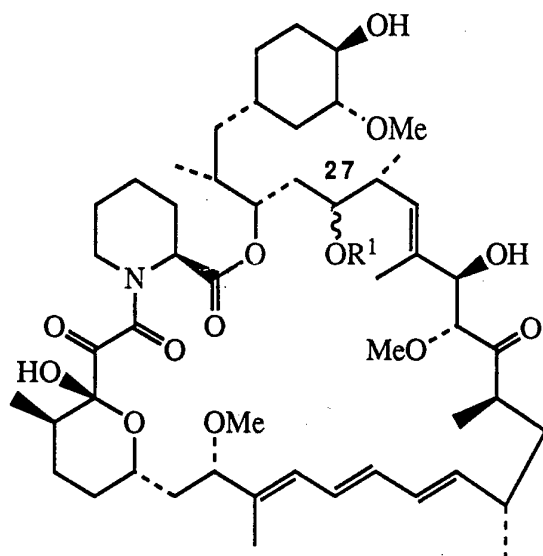
10 or a pharmaceutically acceptable salt thereof.

15

3. A compound of claim 2 which is 27-hydroxyrapamycin-27-ester with acetic acid.

- 26 -

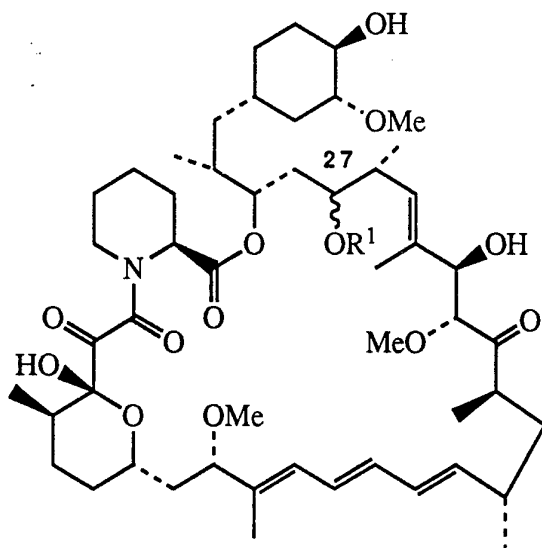
4. A compound of the formula



III

wherein R^1 is $-\overset{\text{O}}{\parallel}\text{CR}^2$ and
 R^2 is a mono-, di-, poly-, or per-fluorinated alkyl group of 1-10 carbon atoms.

5. A compound of the formula

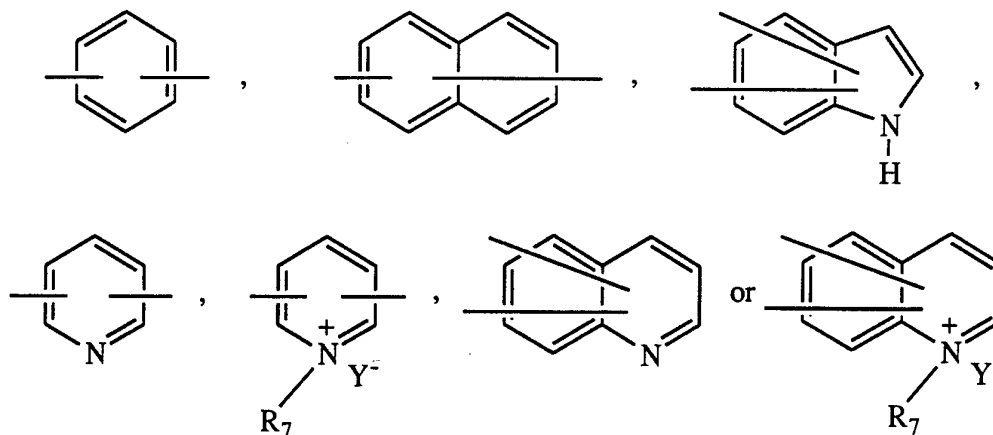


IV

wherein R^1 is $-\overset{\text{O}}{\parallel}\text{CR}^2$;
 R^2 is $-\text{X}-\overset{\text{O}}{\parallel}\text{C}-\text{NR}^3\text{R}^4$;

- 27 -

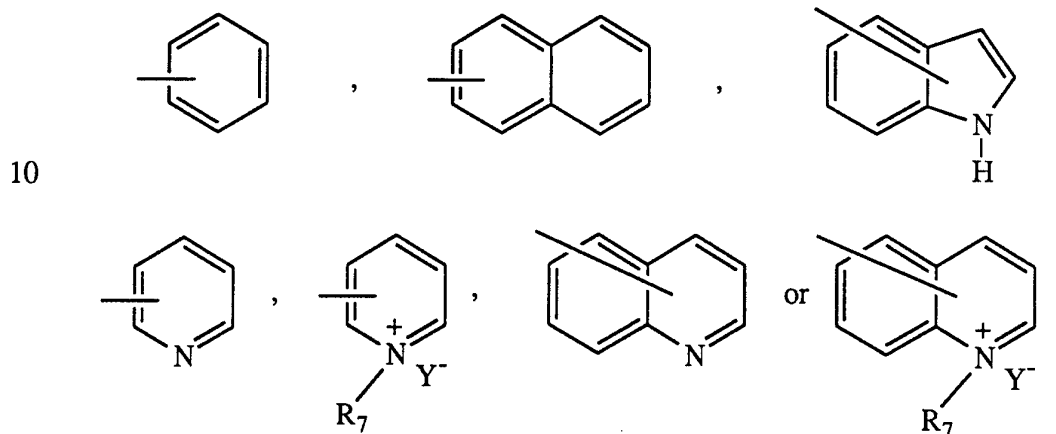
X is $-(CH_2)_m-$ or $-Ar^1-$; where $-Ar^1-$ is an optionally mono- or di-substituted group selected from:



5 R^3 and R^4 are each, independently, hydrogen, alkyl of 1-12 carbon atoms, $-(CH_2)_n-Ar$, $-(CH_2)_p-NR^5R^6$, or $-(CH_2)_p-N^+R^5R^6R^7Y^-$;

R^5 and R^6 are each, independently, hydrogen, alkyl of 1-12 carbon atoms, or $-(CH_2)_n-Ar$;

Ar is an optionally mono- or di- substituted group selected from



15 in which the optional substituents are selected from the group consisting of alkyl of 1-6 carbon atoms, arylalkyl of 7-10 carbon atoms, alkoxy of 1-6 carbon atoms, cyano, halo, nitro, carbalkoxy of 2-7 carbon atoms, or perfluoroalkyl of 1-6 carbon atoms;

R^7 is alkyl of 1-6 carbon atoms;

Y is a halide, sulfate, phosphate, or p-toluenesulfonate anion;

m = 1-6;

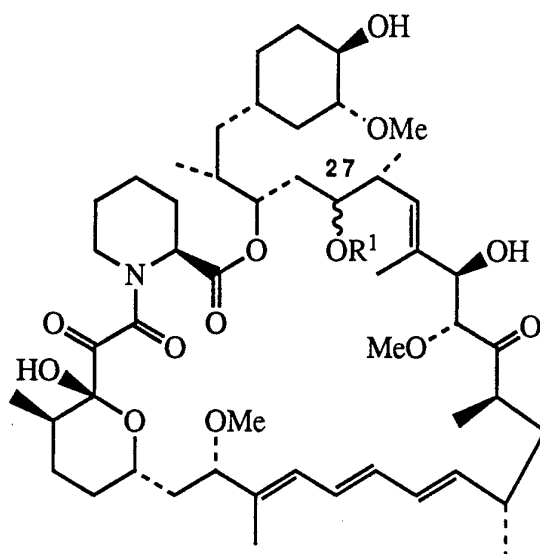
20 n = 1-6;

p = 1-6;

or a pharmaceutically acceptable salt thereof.

- 28 -

6. A compound of the formula



V

wherein R^1 is $-\overset{\text{O}}{\parallel}{\text{C}}\text{R}^2$;

R^2 is $-\text{NH}(\text{CR}^3\text{R}^4)_n-\text{X}$;

5 R^3 and R^4 are each, independently, hydrogen, alkyl of 1-6 carbon atoms, arylalkyl of 7-10 carbon atoms, cycloalkyl of 3-8 carbon atoms, halogen, or trifluoromethyl;

X is hydrogen, lower alkyl of 1-6 carbon atoms, cycloalkyl of 3-8 carbon atoms, trifluoromethyl, nitro, alkoxy of 1-6 carbon atoms, carboalkoxy of 2-7 carbon
10 atoms, arylalkyl of 7-10 carbon atoms, halo, dialkylamino of 1-6 carbon atoms per alkyl group, thioalkyl of 1-6 carbon atoms, or Y ;

Y is a phenyl group which may be optionally mono-, di-, or tri- substituted with a group selected from alkyl of 1-6 carbon atoms, arylalkyl of 7-10 carbon atoms, alkoxy of 1-6 carbon atoms, cyano, halo, nitro, carbalkoxy of 2-7 carbon
15 atoms, trifluoromethyl, dialkylamino of 1-6 carbon atoms per alkyl group, or alkylthio of 1-6 carbon atoms, $-\text{SO}_3\text{H}$, $-\text{PO}_3\text{H}$, and $-\text{CO}_2\text{H}$;

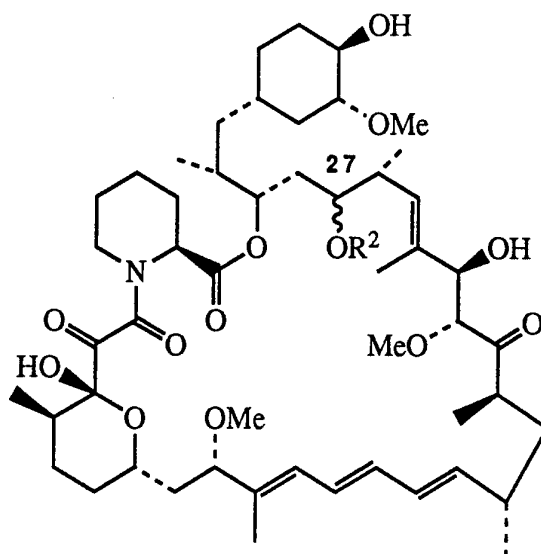
$n = 0-5$;

with the proviso that when $n = 0$, X is lower alkyl of 1-6 carbon atoms, cycloalkyl of 3-8 carbon atoms, arylalkyl of 7-10 carbon atoms, or Y ;

20 or a pharmaceutically acceptable salt thereof.

- 29 -

7. A compound of the formula



VI

wherein R^2 is
$$-\left[\overset{\text{O}}{\parallel} \text{C}(\text{CH}_2)_m \underset{\text{R}^3}{\text{CH}}(\text{CH}_2)_n \underset{\text{R}^4}{\text{N}} \right]_p \text{CO}_2\text{R}^5 ;$$

- R^3 is hydrogen, alkyl of 1-6 carbon atoms, arylalkyl of 7-10 carbon atoms, $-(\text{CH}_2)_q\text{CO}_2\text{R}^6$, $-(\text{CH}_2)_r\text{NR}^7\text{CO}_2\text{R}^8$, carbamylalkyl of 2-3 carbon atoms, aminoalkyl of 1-4 carbon atoms, hydroxyalkyl of 1-4 carbon atoms, guanylalkyl of 2-4 carbon atoms, mercaptoalkyl of 1-4 carbon atoms, alkylthioalkyl of 2-6 carbon atoms, indolylmethyl, hydroxyphenylmethyl, imidazolylmethyl or phenyl which is optionally mono-, di-, or tri-substituted with a substituent selected from alkyl of 1-6 carbon atoms, alkoxy of 1-6 carbon atoms, hydroxy, cyano, halo, nitro, carbalkoxy of 2-7 carbon atoms, trifluoromethyl, amino, or $-\text{CO}_2\text{H}$;
- R^4 and R^7 are each, independently, hydrogen, alkyl of 1-6 carbon atoms, or arylalkyl of 7-10 carbon atoms;
- R^5 , R^6 , and R^8 are each, independently, alkyl of 1-6 carbon atoms, arylalkyl of 7-10 carbon atoms, fluorenylmethyl, or phenyl which is optionally mono-, di-, or tri-substituted with a substituent selected from alkyl of 1-6 carbon atoms, alkoxy of 1-6 carbon atoms, hydroxy, cyano, halo, nitro, carbalkoxy of 2-7 carbon atoms, trifluoromethyl, amino, or $-\text{CO}_2\text{H}$;
- m is 0 - 4;
 n is 0 - 4;
 p is 1 - 2;

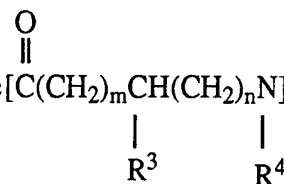
- 30 -

q is 0 - 4;

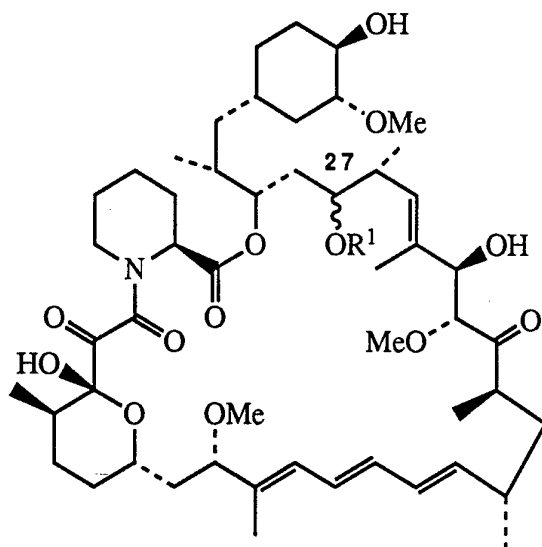
r is 0 - 4;

wherein R^3 , R^4 , m, and n are independent in each of the $[C(CH_2)_mCH(CH_2)_nN]$ subunits when p = 2;

or a pharmaceutically acceptable salt thereof.



8. A compound of the formula



VII

5

wherein R^1 is alkyl of 1-6 carbon atoms, arylalkyl of 7-10 carbon atoms, $-CH_2YX$, $-C(CH_3)_2YX$, $-CH(CH_3)YX$, or L;

Y is O or S;

X is $-CH_3$, $-(CH_2)_nCH_3$, $-CH_2Ar$, $-(CH_2)_2OCH_3$, $-CH_2CCl_3$, $-CH(CH_3)_2$, or $-CH_2CH_2SiMe_3$;

10

Ar is phenyl, naphthyl, pyridyl, quinolyl, isoquinolyl, quinoxalyl, thienyl, thionaphthyl, furyl, benzofuryl, benzodioxyl, benzoxazolyl, benzoisoxazolyl, or benzodioxolyl; wherein the Ar group may be optionally mono-, di-, or tri-substituted with a group selected from alkyl of 1-6 carbon atoms, arylalkyl of 7-10 carbon atoms, alkoxy of 1-6 carbon atoms, cyano, halo, nitro, carbalkoxy of 2-7 carbon atoms, trifluoromethyl, amino, dialkylamino of 1-6 carbon atoms per alkyl group, alkylthio of 1-6 carbon atoms, $-SO_3H$, $-PO_3H$, and $-CO_2H$;

15

L is tetrahydrofuran-2-yl, tetrahydrothiophen-2-yl, tetrahydrothiopyran-2-yl,

tetrahydropyran-2-yl, 4-methoxytetrahydropyran-2-yl,

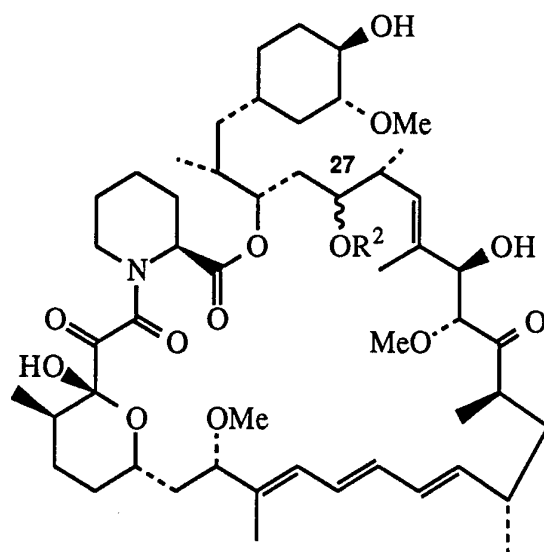
20

4-methoxytetrahydrothiopyran-2-yl, or 4-methoxytetrahydrothiopyran-2-yl S,S-dioxide; and

n = 1-5.

- 31 -

9. A compound of the formula



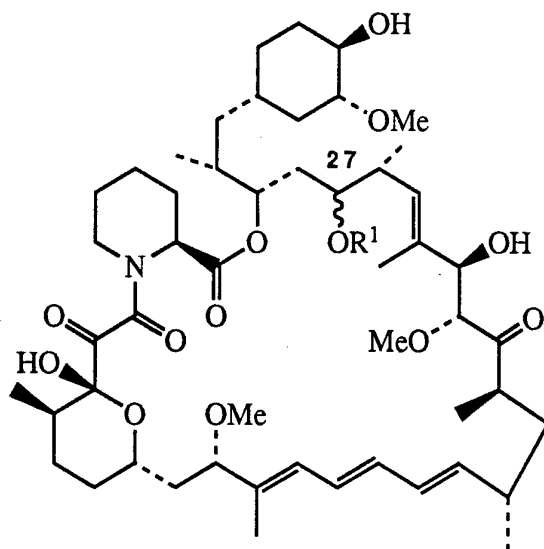
VIII

wherein R^2 is $-\overset{\text{O}}{\parallel}\text{C}(\text{CH}_2)_m\text{NRR}^1$;

R and R^1 are each hydrogen or alkyl of 1-3 carbon atoms or R and R^1 together with the nitrogen to which they are attached form a saturated heterocyclic ring having 4-5 carbon atoms; and

$m = 1-3$; or a pharmaceutically acceptable salt thereof.

10. A compound of the formula



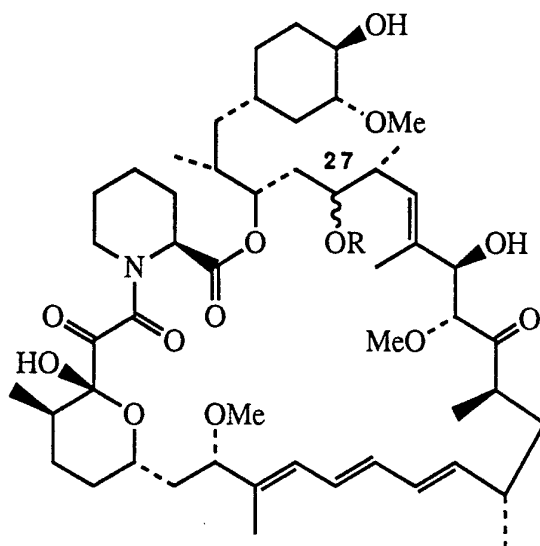
IX

10 wherein R^1 is $-\text{CONHSO}_2\text{-Ar}$; and

- 32 -

- Ar is phenyl, naphthyl, pyridyl, quinolyl, isoquinolyl, quinoxalyl, thienyl, thionaphthyl, furyl, benzofuryl, benzodioxyl, benzoxazolyl, benzoisoxazolyl, or benzodioxolyl; wherein the Ar group may be optionally mono-, di-, or tri-substituted with a group selected from alkyl of 1-6 carbon atoms, arylalkyl of 7-10 carbon atoms, alkoxy of 1-6 carbon atoms, cyano, halo, nitro, carbalkoxy of 2-7 carbon atoms, trifluoromethyl, amino, dialkylamino of 1-6 carbon atoms per alkyl group, alkylthio of 1-6 carbon atoms, -SO₃H, -PO₃H, and -CO₂H; or a pharmaceutically acceptable salt thereof when the Ar group contains a basic nitrogen or when the Ar group is substituted by dialkylamino of 1-6 carbon atoms per alkyl group, -SO₃H, -PO₃H, or -CO₂H.

11. A compound of the formula



wherein R is -SO₂R¹;

- R¹ is alkyl, alkenyl, alkynyl containing 1 to 6 carbon atoms; or an aromatic moiety selected from the group consisting of phenyl and naphthyl or a heterocyclic moiety selected from the group consisting of thiophenyl and quinoliny; or -NHCOR²; and

R² is lower alkyl containing 1 to 6 carbon atoms; or a pharmaceutically acceptable salt thereof.

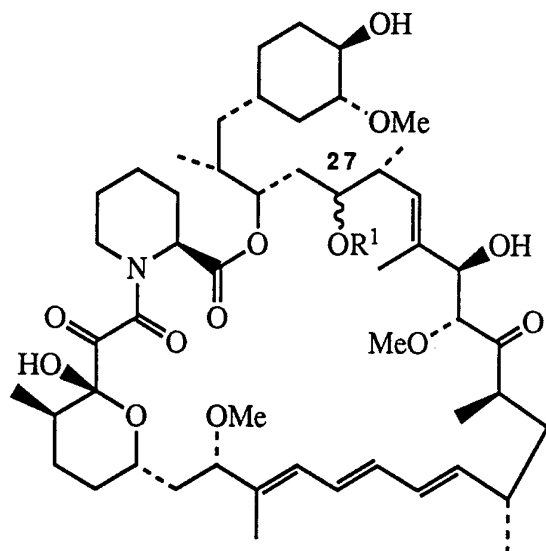
12. A method of inducing immunosuppression which comprises administering an immunosuppressive effective amount of 27-hydroxyrapamycin.

13. The method according to claim 12 wherein the induced immunosuppression is used to prevent or treat transplantation rejection or host versus graft disease.

- 33 -

14. The method according to claim 12 wherein the induced immunosuppression is used to treat autoimmune diseases, diseases of inflammation, or hyperproliferative vascular disorders.

15. A method of inducing immunosuppression which comprises administering an immunosuppressive effective amount of a compound of formula II,



II

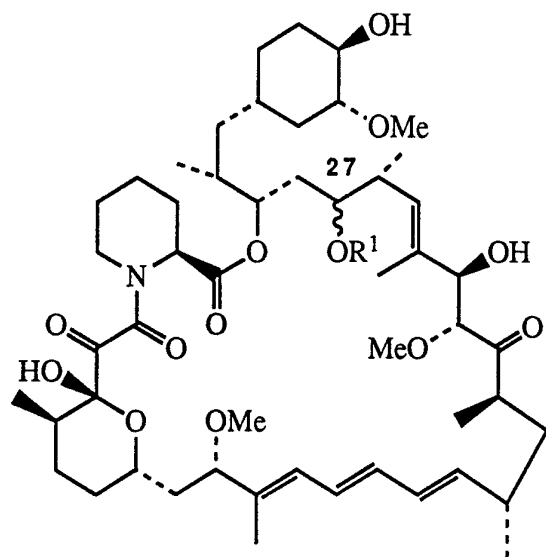
wherein R^1 is $\text{--}\overset{\text{O}}{\parallel}\text{CR}^2$ and

R^2 is alkyl of 1-10 carbon atoms, arylalkyl of 7-10 carbon atoms, or aryl wherein the aryl group may be optionally mono-, di-, or tri- substituted with a group selected from alkyl of 1-6 carbon atoms, arylalkyl of 7-10 carbon atoms, alkoxy of 1-6 carbon atoms, cyano, halo, nitro, carbalkoxy of 2-7 carbon atoms, trifluoromethyl, amino, dialkylamino of 1-6 carbon atoms per alkyl group, alkylthio of 1-6 carbon atoms, $\text{--SO}_3\text{H}$, $\text{--PO}_3\text{H}$, and $\text{--CO}_2\text{H}$;

or a pharmaceutically acceptable salt thereof;

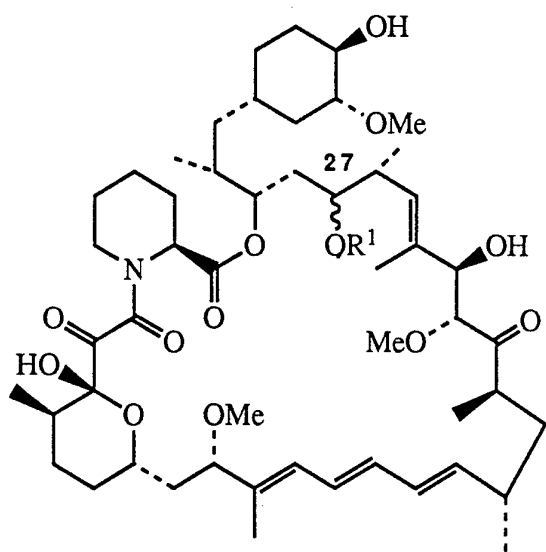
or of formula III,

- 34 -



III

wherein R^1 is $-\overset{\text{O}}{\parallel}\text{CR}^2$ and
 R^2 is a mono-, di-, poly-, or per-fluorinated alkyl group of 1-10 carbon atoms;
 or of formula IV,

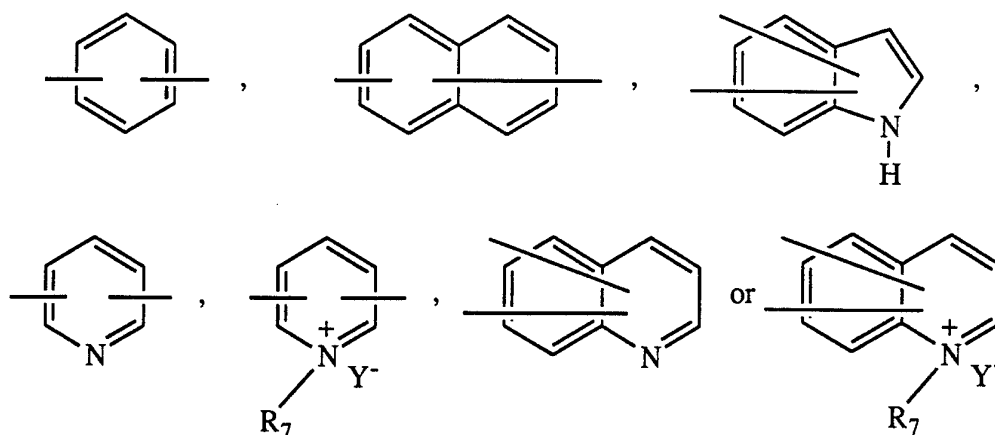


IV

5

wherein R^1 is $-\overset{\text{O}}{\parallel}\text{CR}^2$;
 R^2 is $-\text{X}-\overset{\text{O}}{\parallel}\text{C}-\text{NR}^3\text{R}^4$;
 X is $-(\text{CH}_2)_m-$ or $-\text{Ar}^1-$; where $-\text{Ar}^1-$ is an optionally mono- or di-substituted
 group selected from:

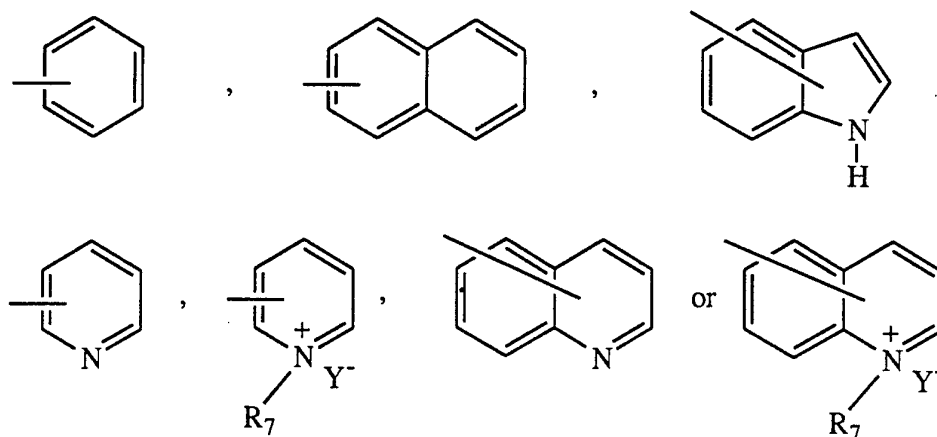
- 35 -



R^3 and R^4 are each, independently, hydrogen, alkyl of 1-12 carbon atoms, $-(CH_2)_n-Ar$, $-(CH_2)_p-NR^5R^6$, or $-(CH_2)_p-N^+R^5R^6R^7Y^-$;

- 5 R^5 and R^6 are each, independently, hydrogen, alkyl of 1-12 carbon atoms, or $-(CH_2)_n-Ar$;

Ar is an optionally mono- or di- substituted group selected from



- 10 in which the optional substituents are selected from the group consisting of alkyl of 1-6 carbon atoms, arylalkyl of 7-10 carbon atoms, alkoxy of 1-6 carbon atoms, cyano, halo, nitro, carbalkoxy of 2-7 carbon atoms, or perfluoroalkyl of 1-6 carbon atoms;

R^7 is alkyl of 1-6 carbon atoms;

- 15 Y is a halide, sulfate, phosphate, or p-toluenesulfonate anion;

$m = 1-6$;

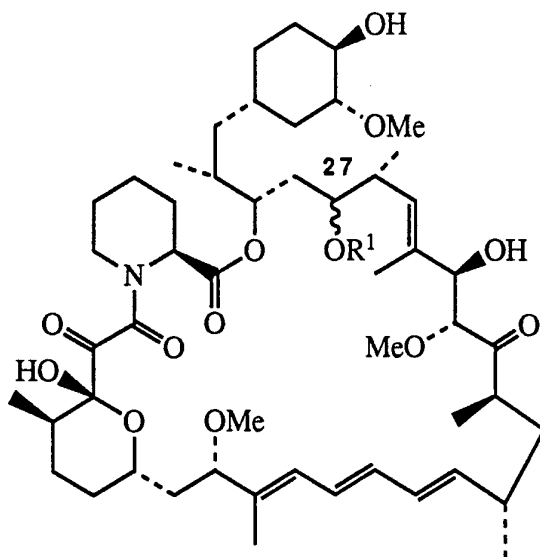
$n = 1-6$;

$p = 1-6$;

or a pharmaceutically acceptable salt thereof;

- 36 -

or of formula V,



V

wherein R^1 is $-\overset{\text{O}}{\parallel}{\text{C}}\text{R}^2$;

R^2 is $-\text{NH}(\text{CR}^3\text{R}^4)_n\text{-X}$;

5 R^3 and R^4 are each, independently, hydrogen, alkyl of 1-6 carbon atoms, arylalkyl of 7-10 carbon atoms, cycloalkyl of 3-8 carbon atoms, halogen, or trifluoromethyl;

10 X is hydrogen, lower alkyl of 1-6 carbon atoms, cycloalkyl of 3-8 carbon atoms, trifluoromethyl, nitro, alkoxy of 1-6 carbon atoms, carboalkoxy of 2-7 carbon atoms, arylalkyl of 7-10 carbon atoms, halo, dialkylamino of 1-6 carbon atoms per alkyl group, thioalkyl of 1-6 carbon atoms, or Y;

15 Y is a phenyl group which may be optionally mono-, di-, or tri- substituted with a group selected from alkyl of 1-6 carbon atoms, arylalkyl of 7-10 carbon atoms, alkoxy of 1-6 carbon atoms, cyano, halo, nitro, carbalkoxy of 2-7 carbon atoms, trifluoromethyl, dialkylamino of 1-6 carbon atoms per alkyl group, or alkylthio of 1-6 carbon atoms, $-\text{SO}_3\text{H}$, $-\text{PO}_3\text{H}$, and $-\text{CO}_2\text{H}$;

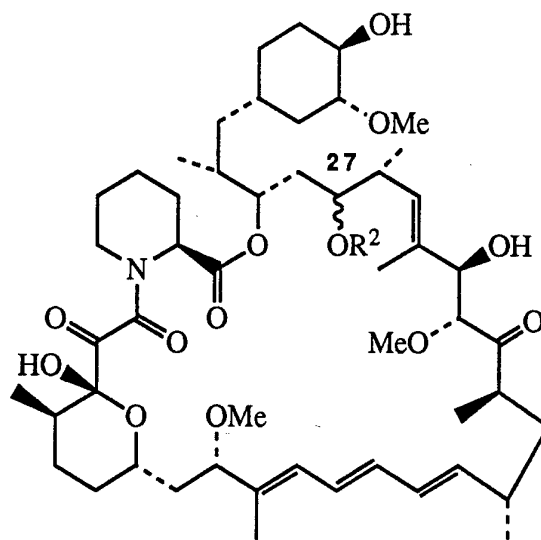
$n = 0-5$;

with the proviso that when $n = 0$, X is lower alkyl of 1-6 carbon atoms, cycloalkyl of 3-8 carbon atoms, arylalkyl of 7-10 carbon atoms, or Y;

20 or a pharmaceutically acceptable salt thereof;

- 37 -

or of formula VI,



VI

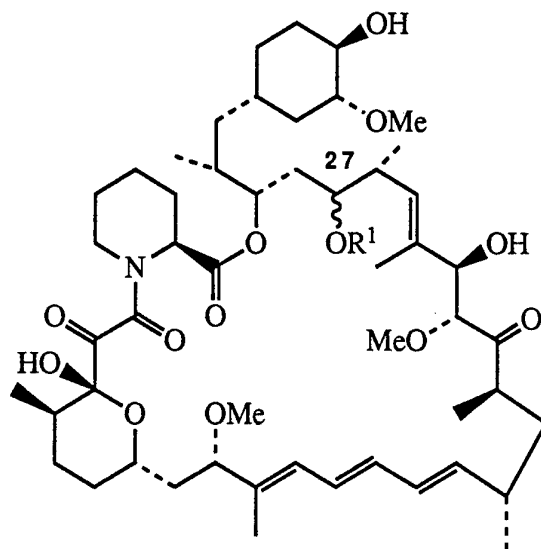
wherein R² is
$$-\left[\overset{\text{O}}{\parallel} \text{C}(\text{CH}_2)_m \underset{\text{R}^3}{\text{CH}}(\text{CH}_2)_n \underset{\text{R}^4}{\text{N}} \right]_p \text{CO}_2\text{R}^5 ;$$

- R³ is hydrogen, alkyl of 1-6 carbon atoms, arylalkyl of 7-10 carbon atoms,
- 5 -(CH₂)_qCO₂R⁶, -(CH₂)_rNR⁷CO₂R⁸, carbamylalkyl of 2-3 carbon atoms, aminoalkyl of 1-4 carbon atoms, hydroxyalkyl of 1-4 carbon atoms, guanylalkyl of 2-4 carbon atoms, mercaptoalkyl of 1-4 carbon atoms, alkylthioalkyl of 2-6 carbon atoms, indolylmethyl, hydroxyphenylmethyl, imidazolylmethyl or phenyl which is optionally mono-, di-, or tri-substituted
- 10 with a substituent selected from alkyl of 1-6 carbon atoms, alkoxy of 1-6 carbon atoms, hydroxy, cyano, halo, nitro, carbalkoxy of 2-7 carbon atoms, trifluoromethyl, amino, or -CO₂H;
- R⁴ and R⁷ are each, independently, hydrogen, alkyl of 1-6 carbon atoms, or arylalkyl of 7-10 carbon atoms;
- 15 R⁵, R⁶, and R⁸ are each, independently, alkyl of 1-6 carbon atoms, arylalkyl of 7-10 carbon atoms, fluorenylmethyl, or phenyl which is optionally mono-, di-, or tri-substituted with a substituent selected from alkyl of 1-6 carbon atoms, alkoxy of 1-6 carbon atoms, hydroxy, cyano, halo, nitro, carbalkoxy of 2-7 carbon atoms, trifluoromethyl, amino, or -CO₂H;
- 20 m is 0 - 4;
 n is 0 - 4;
 p is 1 - 2;
 q is 0 - 4;

- 38 -

r is 0 - 4;

wherein R^3 , R^4 , m, and n are independent in each of the $[C(CH_2)_mCH(CH_2)_nN]$ subunits when $p = 2$;
 or a pharmaceutically acceptable salt thereof;
 or of formula VII,

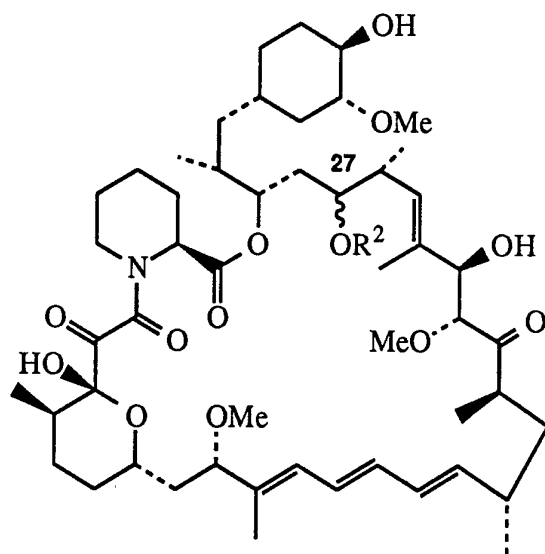


VII

- 5 wherein R^1 is alkyl of 1-6 carbon atoms, arylalkyl of 7-10 carbon atoms, $-CH_2YX$, $-C(CH_3)_2YX$, $-CH(CH_3)YX$, or L;
 Y is O or S;
 X is $-CH_3$, $-(CH_2)_nCH_3$, $-CH_2Ar$, $-(CH_2)_2OCH_3$, $-CH_2CCl_3$, $-CH(CH_3)_2$, or $-CH_2CH_2SiMe_3$;
 10 Ar is phenyl, naphthyl, pyridyl, quinolyl, isoquinolyl, quinoxalyl, thienyl, thionaphthyl, furyl, benzofuryl, benzodioxyl, benzoxazolyl, benzoisoxazolyl, or benzodioxolyl; wherein the Ar group may be optionally mono-, di-, or tri-substituted with a group selected from alkyl of 1-6 carbon atoms, arylalkyl of 7-10 carbon atoms, alkoxy of 1-6 carbon atoms, cyano, halo, nitro, carbalkoxy of
 15 2-7 carbon atoms, trifluoromethyl, amino, dialkylamino of 1-6 carbon atoms per alkyl group, alkylthio of 1-6 carbon atoms, $-SO_3H$, $-PO_3H$, and $-CO_2H$;
 L is tetrahydrofuran-2-yl, tetrahydrothiophen-2-yl, tetrahydrothiopyran-2-yl, tetrahydropyran-2-yl, 4-methoxytetrahydropyran-2-yl, 4-methoxytetrahydrothiopyran-2-yl, or 4-methoxytetrahydrothiopyran-2-yl S,S
 20 dioxide; and
 n = 1-5;

- 39 -

or of formula VIII,

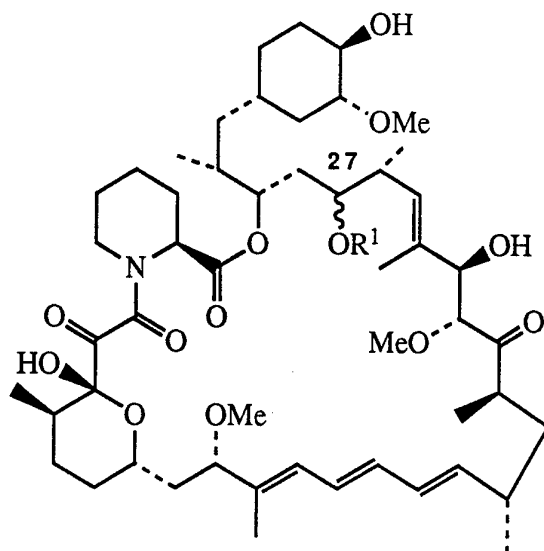


VIII

wherein R^2 is $-\overset{\text{O}}{\parallel}\text{C}(\text{CH}_2)_m\text{NRR}^1$;

5 R and R^1 are each hydrogen or alkyl of 1-3 carbon atoms or R and R^1 together with the nitrogen to which they are attached form a saturated heterocyclic ring having 4-5 carbon atoms; and

$m = 1-3$; or a pharmaceutically acceptable salt thereof;
or of formula IX,

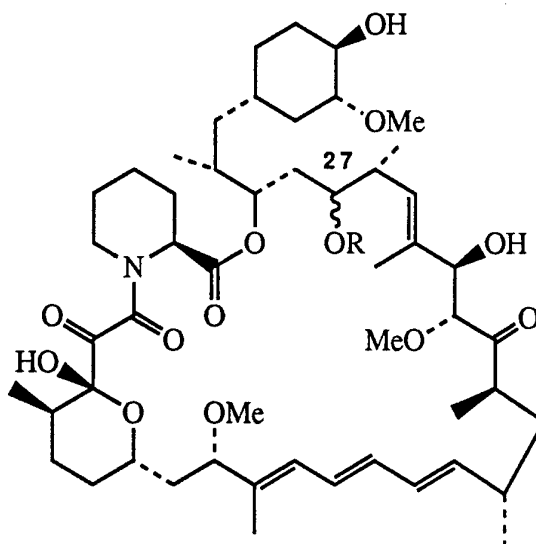


IX

10 wherein R^1 is $-\text{CONHSO}_2\text{-Ar}$; and

- 40 -

- Ar is phenyl, naphthyl, pyridyl, quinolyl, isoquinolyl, quinoxalyl, thienyl, thionaphthyl, furyl, benzofuryl, benzodioxyl, benzoxazolyl, benzoisoxazolyl, or benzodioxolyl; wherein the Ar group may be optionally mono-, di-, or tri-substituted with a group selected from alkyl of 1-6 carbon atoms, arylalkyl of 7-10 carbon atoms, alkoxy of 1-6 carbon atoms, cyano, halo, nitro, carbalkoxy of 2-7 carbon atoms, trifluoromethyl, amino, dialkylamino of 1-6 carbon atoms per alkyl group, alkylthio of 1-6 carbon atoms, -SO₃H, -PO₃H, and -CO₂H; or a pharmaceutically acceptable salt thereof when the Ar group contains a basic nitrogen or when the Ar group is substituted by dialkylamino of 1-6 carbon atoms per alkyl group, -SO₃H, -PO₃H, or -CO₂H; or of formula X,



wherein R is -SO₂R¹;

- R¹ is alkyl, alkenyl, alkynyl containing 1 to 6 carbon atoms; or an aromatic moiety selected from the group consisting of phenyl and naphthyl or a heterocyclic moiety selected from the group consisting of thiophenyl and quinolyl; or -NHCOR²; and

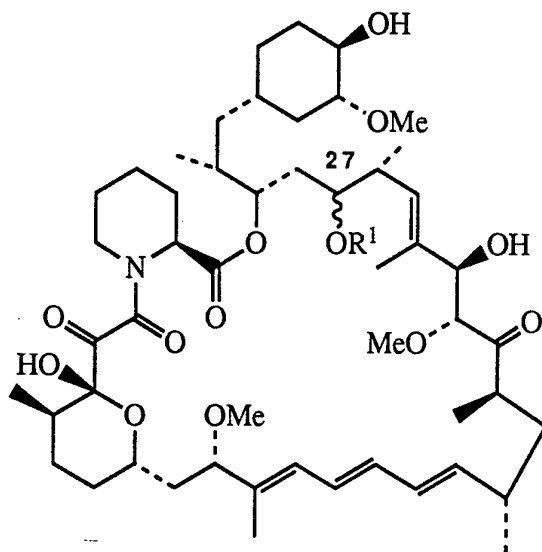
R² is lower alkyl containing 1 to 6 carbon atoms; or a pharmaceutically acceptable salt thereof.

16. A pharmaceutical composition which comprises an effective amount of 27-hydroxyrapamycin and a pharmaceutically acceptable carrier.
17. A pharmaceutical composition which comprises an effective amount of a combination of 27-hydroxyrapamycin; an antirejection chemotherapeutic agent selected

- 41 -

from the group consisting of azathioprine, corticosteroids, cyclophosphamide, rapamycin, cyclosporin A, FK-506, OKT-3, and ATG; and a pharmaceutically acceptable carrier.

18. A pharmaceutical composition which comprises an effective amount of a
5 compound of formula II,



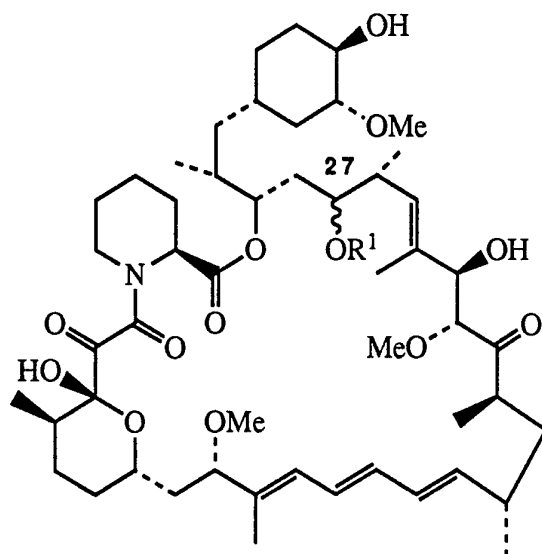
II

wherein R^1 is $-\overset{\text{O}}{\parallel}{\text{C}}\text{R}^2$ and

- 10 R^2 is alkyl of 1-10 carbon atoms, arylalkyl of 7-10 carbon atoms, or aryl wherein the aryl group may be optionally mono-, di-, or tri- substituted with a group selected from alkyl of 1-6 carbon atoms, arylalkyl of 7-10 carbon atoms, alkoxy of 1-6 carbon atoms, cyano, halo, nitro, carbalkoxy of 2-7 carbon atoms, trifluoromethyl, amino, dialkylamino of 1-6 carbon atoms per alkyl group, alkylthio of 1-6 carbon atoms, $-\text{SO}_3\text{H}$, $-\text{PO}_3\text{H}$, and $-\text{CO}_2\text{H}$;
or a pharmaceutically acceptable salt thereof;

- 42 -

or of formula III,

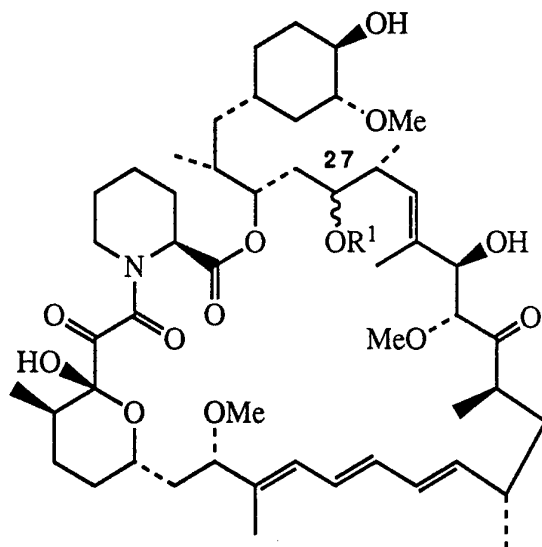


III

wherein R^1 is $-\overset{\overset{O}{\parallel}}{C}R^2$ and

R^2 is a mono-, di-, poly-, or per-fluorinated alkyl group of 1-10 carbon atoms;

5 or of formula IV,



IV

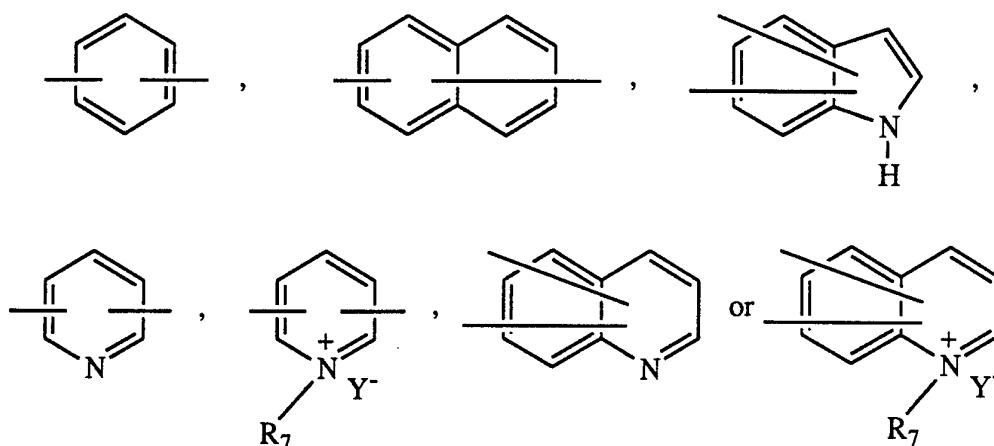
wherein R^1 is $-\overset{\overset{O}{\parallel}}{C}R^2$;

R^2 is $-\overset{\overset{O}{\parallel}}{C}-NR^3R^4$;

X is $-(CH_2)_m-$ or $-Ar^1-$; where $-Ar^1-$ is an optionally mono- or di-substituted group selected from:

10

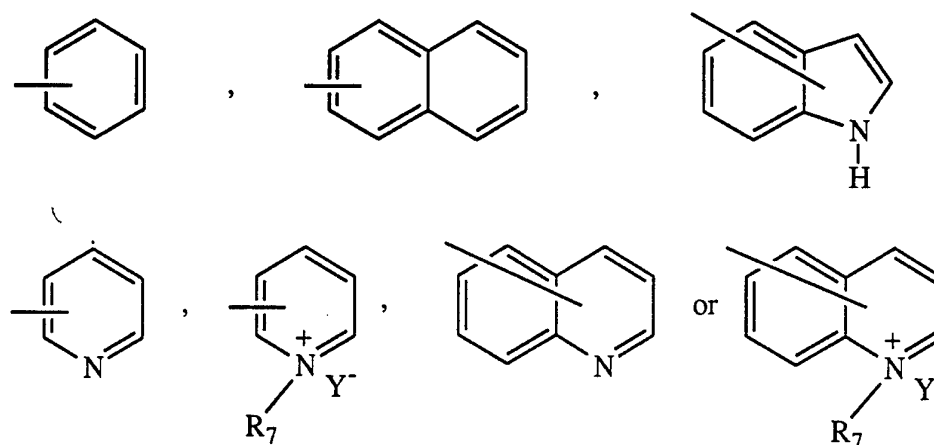
- 43 -



R³ and R⁴ are each, independently, hydrogen, alkyl of 1-12 carbon atoms, $-(CH_2)_n-Ar$, $-(CH_2)_p-NR^5R^6$, or $-(CH_2)_p-N^+R^5R^6R^7Y^-$;

- 5 R⁵ and R⁶ are each, independently, hydrogen, alkyl of 1-12 carbon atoms, or $-(CH_2)_n-Ar$;

Ar is an optionally mono- or di- substituted group selected from



- 10 in which the optional substituents are selected from the group consisting of alkyl of 1-6 carbon atoms, arylalkyl of 7-10 carbon atoms, alkoxy of 1-6 carbon atoms, cyano, halo, nitro, carbalkoxy of 2-7 carbon atoms, or perfluoroalkyl of 1-6 carbon atoms;

R⁷ is alkyl of 1-6 carbon atoms;

- 15 Y is a halide, sulfate, phosphate, or p-toluenesulfonate anion;

m = 1-6;

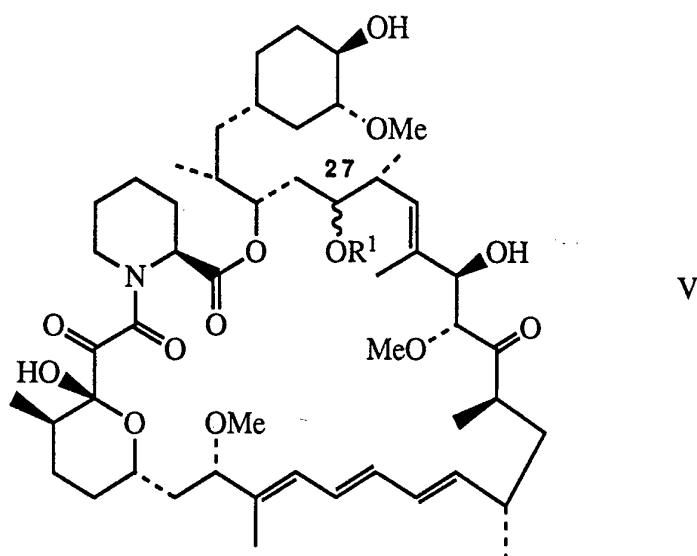
n = 1-6;

p = 1-6;

or a pharmaceutically acceptable salt thereof;

- 44 -

or of formula V,



wherein R^1 is $-\overset{\overset{\text{O}}{\parallel}}{\text{C}}R^2$;

R^2 is $-\text{NH}(\text{CR}^3\text{R}^4)_n\text{-X}$;

- 5 R^3 and R^4 are each, independently, hydrogen, alkyl of 1-6 carbon atoms, arylalkyl of 7-10 carbon atoms, cycloalkyl of 3-8 carbon atoms, halogen, or trifluoromethyl;

- X is hydrogen, lower alkyl of 1-6 carbon atoms, cycloalkyl of 3-8 carbon atoms, trifluoromethyl, nitro, alkoxy of 1-6 carbon atoms, carboalkoxy of 2-7 carbon atoms, arylalkyl of 7-10 carbon atoms, halo, dialkylamino of 1-6 carbon atoms per alkyl group, thioalkyl of 1-6 carbon atoms, or Y ;

- 10 Y is a phenyl group which may be optionally mono-, di-, or tri- substituted with a group selected from alkyl of 1-6 carbon atoms, arylalkyl of 7-10 carbon atoms, alkoxy of 1-6 carbon atoms, cyano, halo, nitro, carbalkoxy of 2-7 carbon atoms, trifluoromethyl, dialkylamino of 1-6 carbon atoms per alkyl group, or alkylthio of 1-6 carbon atoms, $-\text{SO}_3\text{H}$, $-\text{PO}_3\text{H}$, and $-\text{CO}_2\text{H}$;

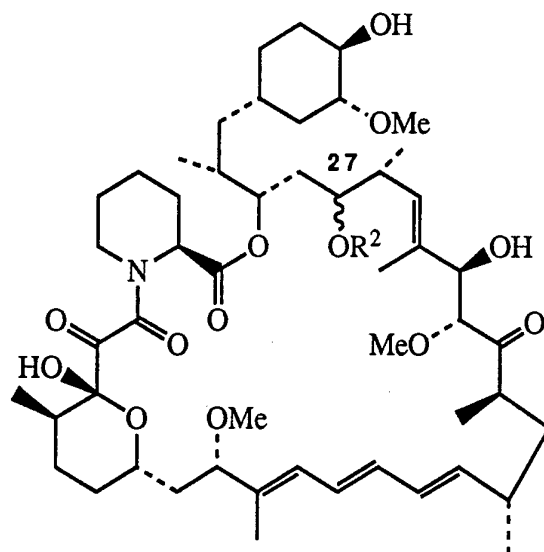
$n = 0-5$;

with the proviso that when $n = 0$, X is lower alkyl of 1-6 carbon atoms, cycloalkyl of 3-8 carbon atoms, arylalkyl of 7-10 carbon atoms, or Y ;

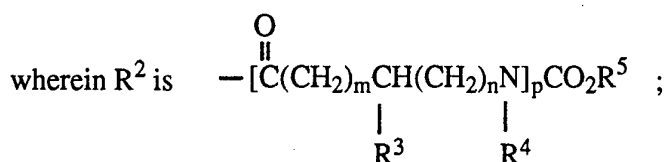
- 20 or a pharmaceutically acceptable salt thereof;

or of formula VI,

- 45 -



VI



R^3 is hydrogen, alkyl of 1-6 carbon atoms, arylalkyl of 7-10 carbon atoms,

5 $-(\text{CH}_2)_q\text{CO}_2\text{R}^6$, $-(\text{CH}_2)_r\text{NR}^7\text{CO}_2\text{R}^8$, carbamylalkyl of 2-3 carbon atoms, aminoalkyl of 1-4 carbon atoms, hydroxyalkyl of 1-4 carbon atoms, guanylalkyl of 2-4 carbon atoms, mercaptoalkyl of 1-4 carbon atoms, alkylthioalkyl of 2-6 carbon atoms, indolylmethyl, hydroxyphenylmethyl, imidazolylmethyl or phenyl which is optionally mono-, di-, or tri-substituted with a substituent selected from alkyl of 1-6 carbon atoms, alkoxy of 1-6

10 carbon atoms, hydroxy, cyano, halo, nitro, carbalkoxy of 2-7 carbon atoms, trifluoromethyl, amino, or $-\text{CO}_2\text{H}$;

R^4 and R^7 are each, independently, hydrogen, alkyl of 1-6 carbon atoms, or arylalkyl of 7-10 carbon atoms;

15 R^5 , R^6 , and R^8 are each, independently, alkyl of 1-6 carbon atoms, arylalkyl of 7-10 carbon atoms, fluorenylmethyl, or phenyl which is optionally mono-, di-, or tri-substituted with a substituent selected from alkyl of 1-6 carbon atoms, alkoxy of 1-6 carbon atoms, hydroxy, cyano, halo, nitro, carbalkoxy of 2-7 carbon atoms, trifluoromethyl, amino, or $-\text{CO}_2\text{H}$;

m is 0 - 4;

20 n is 0 - 4;

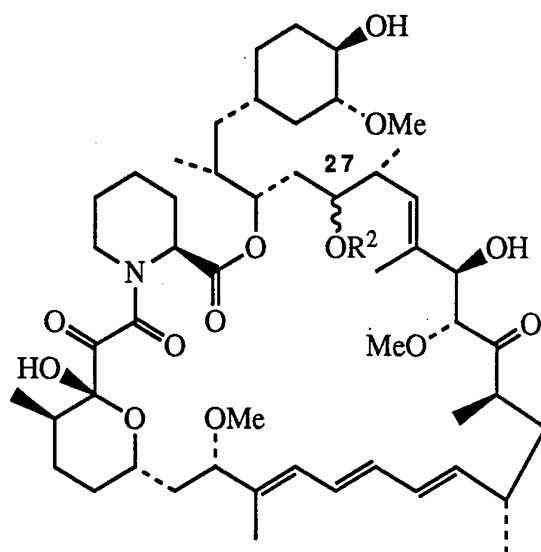
p is 1 - 2;

q is 0 - 4;

- 46 -

r is 0 - 4;

wherein R^3 , R^4 , m, and n are independent in each of the $[C(CH_2)_mCH(CH_2)_nN]$ subunits when $p = 2$;
 or a pharmaceutically acceptable salt thereof;
 or of formula VII,

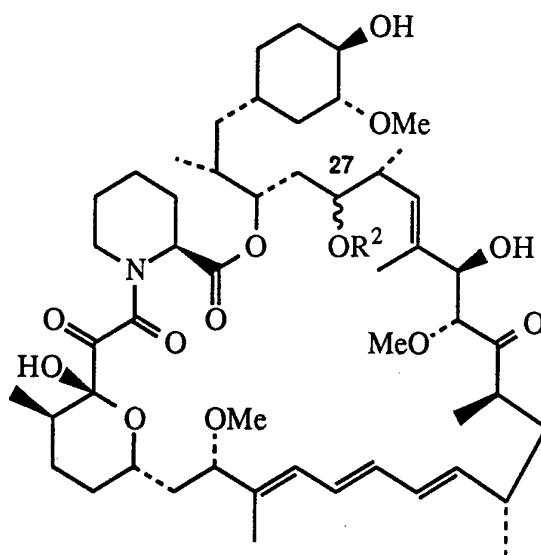


VII

- 5 wherein R^1 is alkyl of 1-6 carbon atoms, arylalkyl of 7-10 carbon atoms, $-CH_2YX$, $-C(CH_3)_2YX$, $-CH(CH_3)YX$, or L;
 Y is O or S;
 X is $-CH_3$, $-(CH_2)_nCH_3$, $-CH_2Ar$, $-(CH_2)_2OCH_3$, $-CH_2CCl_3$, $-CH(CH_3)_2$, or $-CH_2CH_2SiMe_3$;
 10 Ar is phenyl, naphthyl, pyridyl, quinolyl, isoquinolyl, quinoxalyl, thienyl, thionaphthyl, furyl, benzofuryl, benzodioxyl, benzoxazolyl, benzoisoxazolyl, or benzodioxolyl; wherein the Ar group may be optionally mono-, di-, or tri-substituted with a group selected from alkyl of 1-6 carbon atoms, arylalkyl of 7-10 carbon atoms, alkoxy of 1-6 carbon atoms, cyano, halo, nitro, carbalkoxy of
 15 2-7 carbon atoms, trifluoromethyl, amino, dialkylamino of 1-6 carbon atoms per alkyl group, alkylthio of 1-6 carbon atoms, $-SO_3H$, $-PO_3H$, and $-CO_2H$;
 L is tetrahydrofuran-2-yl, tetrahydrothiophen-2-yl, tetrahydrothiopyran-2-yl, tetrahydropyran-2-yl, 4-methoxytetrahydropyran-2-yl, 4-methoxytetrahydrothiopyran-2-yl, or 4-methoxytetrahydrothiopyran-2-yl S,S
 20 dioxide; and
 n = 1-5;

- 47 -

or of formula VIII,



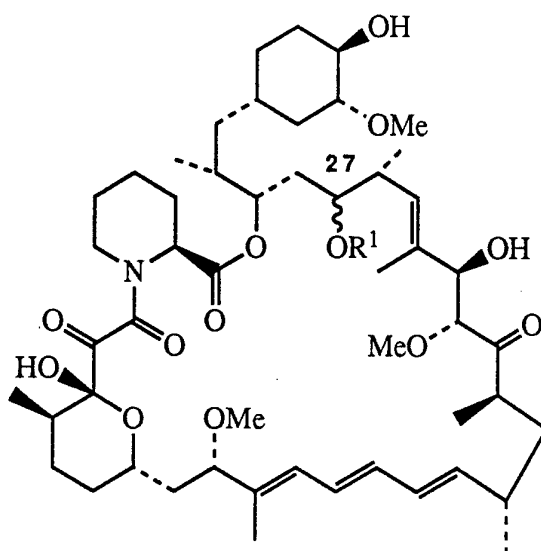
VIII

wherein R^2 is $-\overset{\text{O}}{\parallel}\text{C}(\text{CH}_2)_m\text{NRR}^1$;

R and R^1 are each hydrogen or alkyl of 1-3 carbon atoms or R and R^1 together with the
 5 the nitrogen to which they are attached form a saturated heterocyclic ring having
 4-5 carbon atoms; and

$m = 1-3$ or a pharmaceutically acceptable salt thereof;

or of formula IX,

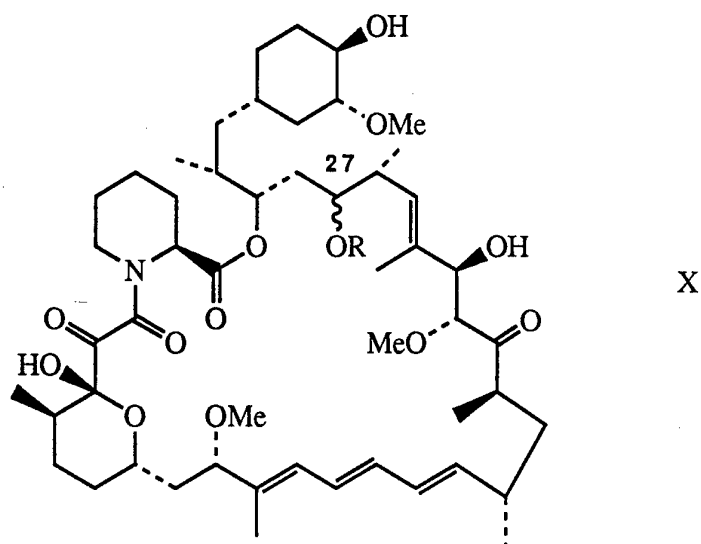


IX

10 wherein R^1 is $-\text{CONHSO}_2\text{-Ar}$; and

- 48 -

- Ar is phenyl, naphthyl, pyridyl, quinolyl, isoquinolyl, quinoxalyl, thienyl, thionaphthyl, furyl, benzofuryl, benzodioxyl, benzoxazolyl, benzoisoxazolyl, or benzodioxolyl; wherein the Ar group may be optionally mono-, di-, or tri-substituted with a group selected from alkyl of 1-6 carbon atoms, arylalkyl of 7-10 carbon atoms, alkoxy of 1-6 carbon atoms, cyano, halo, nitro, carbalkoxy of 2-7 carbon atoms, trifluoromethyl, amino, dialkylamino of 1-6 carbon atoms per alkyl group, alkylthio of 1-6 carbon atoms, $-\text{SO}_3\text{H}$, $-\text{PO}_3\text{H}$, and $-\text{CO}_2\text{H}$; or a pharmaceutically acceptable salt thereof when the Ar group contains a basic nitrogen or when the Ar group is substituted by dialkylamino of 1-6 carbon atoms per alkyl group, $-\text{SO}_3\text{H}$, $-\text{PO}_3\text{H}$, or $-\text{CO}_2\text{H}$; or of formula X,



- wherein R is $-\text{SO}_2\text{R}^1$;
 R^1 is alkyl, alkenyl, alkynyl containing 1 to 6 carbon atoms; or an aromatic moiety selected from the group consisting of phenyl and naphthyl or a heterocyclic moiety selected from the group consisting of thiophenyl and quinoliny; or $-\text{NHCOR}^2$; and
 R^2 is lower alkyl containing 1 to 6 carbon atoms;
 or a pharmaceutically acceptable salt thereof,
 and a pharmaceutically acceptable carrier.

19. A compound which is 31,42-bis-triethylsilyl ether of 27-hydroxyrapamycin.

20. A compound which is 31,42-bis-triethylsilyl ether of 27-hydroxyrapamycin-27-ester with acetic acid.

INTERNATIONAL SEARCH REPORT

International Application No

PCT/US 93/07581

A. CLASSIFICATION OF SUBJECT MATTER

IPC 5 C07D498/18 C07F7/18 A61K31/435 //C07D498/18,311:00,
273:00,221:00

According to International Patent Classification (IPC) or to both national classification and IPC

B. FIELDS SEARCHED

Minimum documentation searched (classification system followed by classification symbols)

IPC 5 C07D C07F A61K

Documentation searched other than minimum documentation to the extent that such documents are included in the fields searched

Electronic data base consulted during the international search (name of data base and, where practical, search terms used)

C. DOCUMENTS CONSIDERED TO BE RELEVANT

Category *	Citation of document, with indication, where appropriate, of the relevant passages	Relevant to claim No.
A	US,A,5 102 876 (C. E. CAUFIELD) 7 April 1992 cited in the application see claims 1-7	1-20
A	EP,A,0 467 606 (AMERICAN HOME PRODUCTS CORPORATION) 22 January 1992 see claims 1-12	1-20

☐ Further documents are listed in the continuation of box C.☒ Patent family members are listed in annex.

* Special categories of cited documents :

- "A" document defining the general state of the art which is not considered to be of particular relevance
- "E" earlier document but published on or after the international filing date
- "L" document which may throw doubts on priority claim(s) or which is cited to establish the publication date of another citation or other special reason (as specified)
- "O" document referring to an oral disclosure, use, exhibition or other means
- "P" document published prior to the international filing date but later than the priority date claimed

- "T" later document published after the international filing date or priority date and not in conflict with the application but cited to understand the principle or theory underlying the invention
- "X" document of particular relevance; the claimed invention cannot be considered novel or cannot be considered to involve an inventive step when the document is taken alone
- "Y" document of particular relevance; the claimed invention cannot be considered to involve an inventive step when the document is combined with one or more other such documents, such combination being obvious to a person skilled in the art.
- "&" document member of the same patent family

Date of the actual completion of the international search

11 November 1993

Date of mailing of the international search report

26. 11. 93

Name and mailing address of the ISA

European Patent Office, P.B. 5818 Patentlaan 2
NL - 2280 HV Rijswijk
Tel. (+ 31-70) 340-2040, Tx. 31 651 epo nl,
Fax: (+ 31-70) 340-3016

Authorized officer

VOYIAZOGLU, D

INTERNATIONAL SEARCH REPORT

International application No.

PCT/US 93/07581

Box I Observations where certain claims were found unsearchable (Continuation of item 1 of first sheet)

This international search report has not been established in respect of certain claims under Article 17(2)(a) for the following reasons:

1. ☐ Claims Nos.:
because they relate to subject matter not required to be searched by this Authority, namely:
Although claims 12-15 are directed to a method of treatment of (diagnostic method practised on) the human/animal body, the search has been carried out and based on the alleged effects of the compound/composition.
2. ☐ Claims Nos.:
because they relate to parts of the international application that do not comply with the prescribed requirements to such an extent that no meaningful international search can be carried out, specifically:
3. ☐ Claims Nos.:
because they are dependent claims and are not drafted in accordance with the second and third sentences of Rule 6.4(a).

Box II Observations where unity of invention is lacking (Continuation of item 2 of first sheet)

This International Searching Authority found multiple inventions in this international application, as follows:

1. ☐ As all required additional search fees were timely paid by the applicant, this international search report covers all searchable claims.
2. ☐ As all searchable claims could be searched without effort justifying an additional fee, this Authority did not invite payment of any additional fee.
3. ☐ As only some of the required additional search fees were timely paid by the applicant, this international search report covers only those claims for which fees were paid, specifically claims Nos.:
4. ☐ No required additional search fees were timely paid by the applicant. Consequently, this international search report is restricted to the invention first mentioned in the claims; it is covered by claims Nos.:

Remark on Protest

- ☐ The additional search fees were accompanied by the applicant's protest.
- ☐ No protest accompanied the payment of additional search fees.

INTERNATIONAL SEARCH REPORT

Information on patent family members

International Application No

PCT/US 93/07581

Patent document cited in search report	Publication date	Patent family member(s)	Publication date
US-A-5102876	07-04-92	AU-A- 1600892	12-11-92
		EP-A- 0512754	11-11-92
		JP-A- 5117279	14-05-93

EP-A-0467606	22-01-92	US-A- 5120726	09-06-92
		AU-B- 641785	30-09-93
		AU-A- 8045091	16-01-92
		CA-A- 2046105	17-01-92
		GB-A- 2247017	19-02-92
		JP-A- 4230389	19-08-92
