

(12) UK Patent Application (19) GB (11) 2 380 931 (13) A

(43) Date of A Publication 23.04.2003

(21) Application No 0121965.8

(22) Date of Filing 08.09.2001

(71) Applicant(s)

Richard John Wood
154 Whitelees Road, Abornhill,
CUMBERNAULD, Glasgow, G67 3NP,
United Kingdom

(72) Inventor(s)

Richard John Wood

(74) Agent and/or Address for Service

Richard John Wood
154 Whitelees Road, Abornhill,
CUMBERNAULD, Glasgow, G67 3NP,
United Kingdom

(51) INT CL⁷

A47B 23/02

(52) UK CL (Edition V)

A4L LAL L119

(56) Documents Cited

GB 2044085 A

US 5359741 A

JP 200023758 A

US 3046072 A

(58) Field of Search

UK CL (Edition V) **A4H, A4L**

INT CL⁷ **A47B**

Other: **Online: WPI, EPODOC, JAPIO**

(54) Abstract Title

Demountable table for a bunk bed

(57) A demountable table is attachable e.g. to a bunk bed. The table includes a support surface (10) and a bracket along which the support surface (10) is slidable between an extended position and a retracted position.

FIG 1

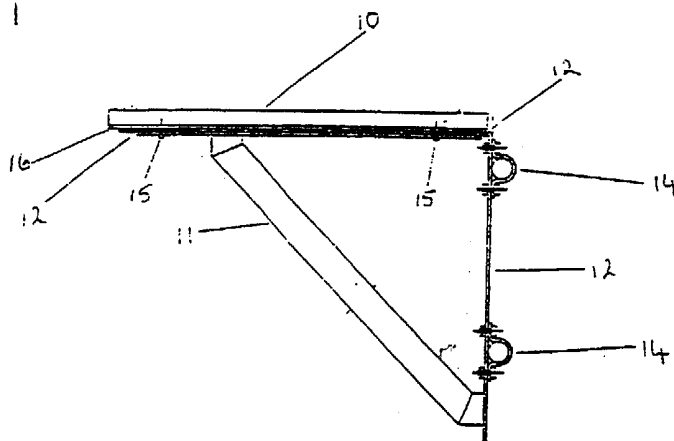
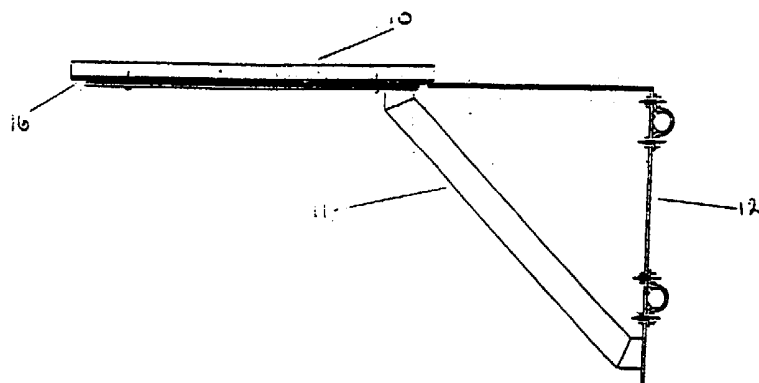


FIG 2



The claims were filed later than the filing date but within the period prescribed by Rule 25(1) of the Patents Rules 1995.

At least one of these pages has been prepared from an original which was unsuitable for direct photoreproduction.

GB 2 380 931 A

FIG 1

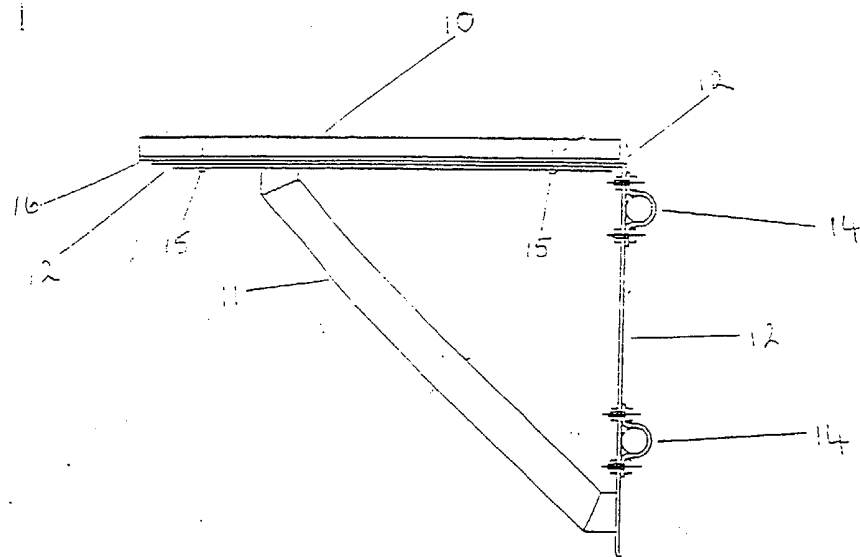


FIG 3

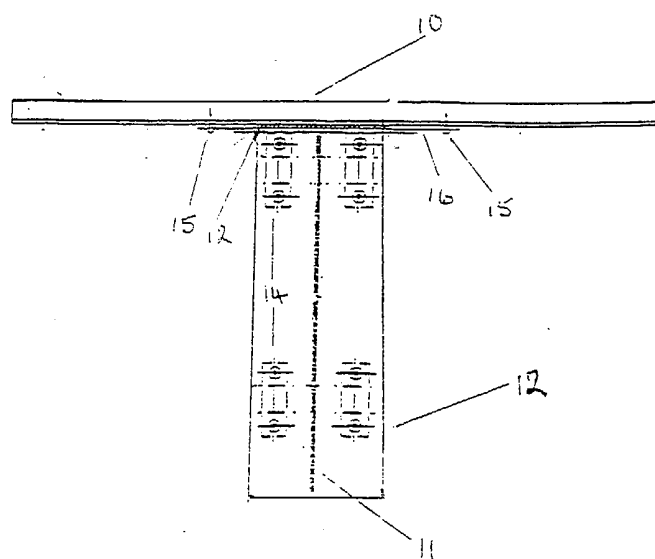


FIG 2

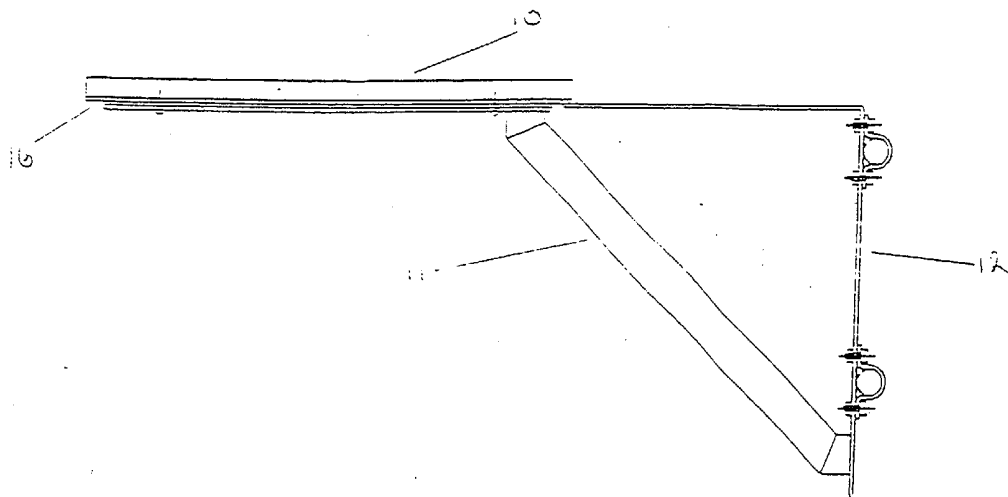


FIG 4

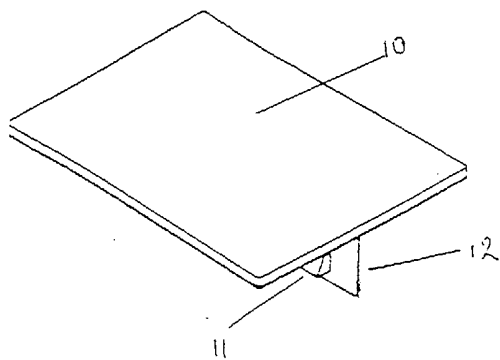
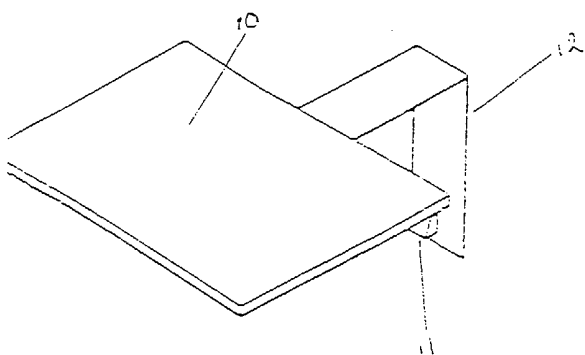


FIG 5



September 6th 2001

Improvements in and relating to Articles of Furniture such as
Demountable Tables for Clamping to Bunk Beds and the like

I, Richard John Wood, A British citizen of 154 Whitelees Road, Cumbernauld Glasgow, do here by declare the invention for which I desire that a patent may be granted to me, and the method by which it is to be performed, to be particularly described in and by the following statement:-

This invention relates to articles of furniture, particularly demountable tables and like articles such as flat tables or box type tables, which can be mounted on the side of a bunk bed or other articles of furniture or indeed other surfaces where applicable

More specifically the invention is concerned with providing a table with means whereby it can be clamped on another member such as the side of a bunk bed so as to be within easy reach of the occupant.

According to the invention a demountable table comprise a bracket assembly wherein there is a clamping bracket which is mounted for example to the side of a bunk bed by means of a clamp or clamps the clamping bracket is arranged so that the clamping bracket also forms the table support, a diagonal brace which is part of the clamping bracket also forms the table base support, a diagonal support brace which is part of the clamping bracket provides the table surface which when affixed is maintained to remain horizontal.

The table surface is arranged whereby a shaped metal plate is fixed non-detachably to the underside of the table in such a manner that the table can be fitted to the clamping bracket by means of sliding the table base over the protruding surface of the clamping bracket.

The metal plate which is non detachably fixed to the underside of the table base is shaped in such a way that there is provided a space between the metal plate and the underside of the table base relative to the shape and size of the protruding end of the clamping bracket, there is also provided in the non detachable base plate and on the protruding part of the clamp bracket a slot which the diagonal support brace passes through.

The diagonal support brace will stop the table from sliding off the clamping bracket while the table is being used in such a manner that the user can push the table or pull the table on the clamping bracket, which for this purpose will be referred to as a horizontal plane.

The table may be fixed to the closed position by inserting a bolt and wing nut.

A specific embodiment of the invention will now be described by way of example with reference to the accompanying drawings in which :-

FIG 1. Is a side view of the table (10) and clamping bracket (12) fixed for example to the side of a tubular framed bunk bed this view also shows the fixing clamps(14), the diagonal support brace(11), the shaped metal plate (16) fixed to the table by screws (15)

FIG 2. Is the same view as FIG 1 however FIG 2 illustrates the position of the table (10) after being pushed, pulled or slid to an open position the view more clearly illustrates which part of the clamping bracket (12) the table (11) moves on.

FIG 3. Gives an overall view or face on view of the various assembled parts

FIG 4 Shows in perspective the table in the closed position.

FIG 5 Shows in perspective the table in the open position.

CLAIMS

1. A bunkbed table attachment comprising a table which is adapted to slide from a retracted position to an extended position along a bracket.
2. The table has located on the underside a slide plate, which is adapted to engage the horizontal face of the bracket can be fixed in the retracted position by means of bolts or other suitable means.
3. The table is provided with drawers, which can be utilised for storage space within the table.
4. If preferred the table is alternatively provided with a hinged top which as in Claim 3 may provide for access to storage space.
5. Modifications and improvements may be made to the foregoing within the scope of the present invention for example. The table may be made of any material. e.g. – wood, metal, plastic, or a combination of materials.
6. The bracket preferably made of metal may be made of any material. e.g. wood, metal, plastic, or a combination of materials.
7. A bunkbed attachment substantially as herein described and illustrated in the accompanying drawings.



INVESTOR IN PEOPLE

Application No: GB 0121965.8
Claims searched: 1 and 2

Examiner: Peter Macey
Date of search: 10 February 2003

Patents Act 1977 : Search Report under Section 17

Documents considered to be relevant:

Category	Relevant to claims	Identity of document and passage or figure of particular relevance
X	1, 2	US 3046072 (DOUGLASS et al) see especially figure 9
X	1	US 5359741 (LANG) see all figures
X	1	JP 2000-23758 (SANKYO DENKI) see figures 1 and 2
A	-	GB 2044085 A (GOULD) see whole document

Categories:

X Document indicating lack of novelty or inventive step	A Document indicating technological background and/or state of the art.
Y Document indicating lack of inventive step if combined with one or more other documents of same category.	P Document published on or after the declared priority date but before the filing date of this invention.
& Member of the same patent family	E Patent document published on or after, but with priority date earlier than, the filing date of this application.

Field of Search:

Search of GB, EP, WO & US patent documents classified in the following areas of the UKC^v:

A4L, A4H

Worldwide search of patent documents classified in the following areas of the IPC⁷:

A47B

The following online and other databases have been used in the preparation of this search report:

Online: WPI, EPODOC, JAPIO