



US00D343410S

# United States Patent [19]

Sekiguchi

[11] Patent Number: **Des. 343,410**

[45] Date of Patent: **\*\* Jan. 18, 1994**

[54] **PRINTER**

[75] Inventor: **Masaru Sekiguchi, Kawasaki, Japan**

[73] Assignee: **Nitsuko Corporation, Kanagawa, Japan**

[\*\*] Term: **14 Years**

[21] Appl. No.: **871,801**

[22] Filed: **Apr. 21, 1992**

[30] **Foreign Application Priority Data**

Nov. 19, 1991 [JP] Japan ..... 3-34662

[52] U.S. Cl. .... **D18/50**

[58] Field of Search ..... 400/690-694,  
400/613, 613.1-613.4, 690.1-690.4; D18/6, 11,  
34, 50, 52-55, 19

[56] **References Cited**

**U.S. PATENT DOCUMENTS**

- D. 164,254 8/1951 Nathan ..... D18/50
- D. 253,314 10/1979 Collister ..... D18/54
- D. 264,978 6/1982 Ohno ..... D18/6

- D. 266,509 10/1982 Marshall ..... D18/6
- D. 289,050 3/1987 Wilson et al. .... D18/55
- D. 294,367 2/1988 Nishibori et al. .... D18/55
- D. 308,072 5/1990 Salmonson ..... D18/54
- D. 318,288 7/1991 Tashiro ..... D18/54
- D. 335,300 5/1993 Ishii ..... D18/50

**FOREIGN PATENT DOCUMENTS**

549740 6/1982 Japan ..... D18/D18 50

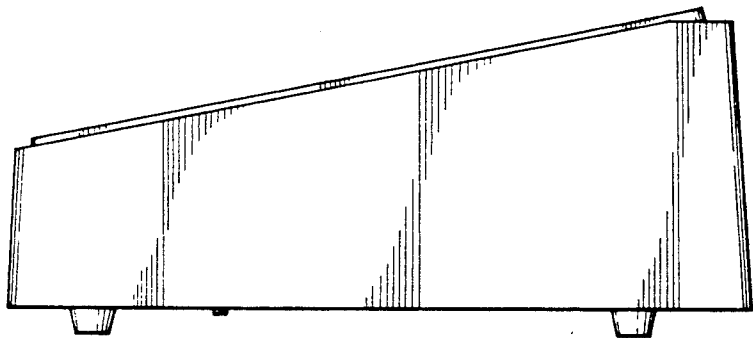
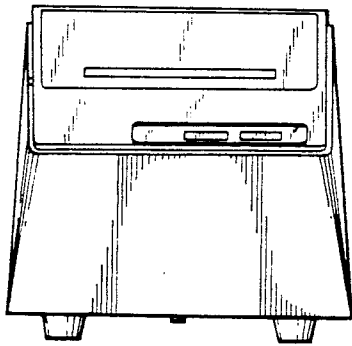
*Primary Examiner*—A. Hugo Word  
*Assistant Examiner*—Cathy Anne MacCormac  
*Attorney, Agent, or Firm*—Leydig, Voit & Mayer

[57] **CLAIM**

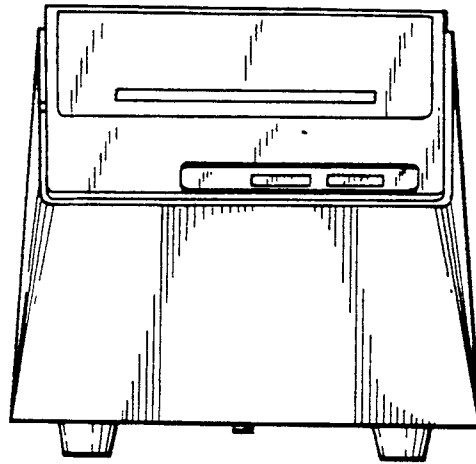
The ornamental design for a printer, as shown and described.

**DESCRIPTION**

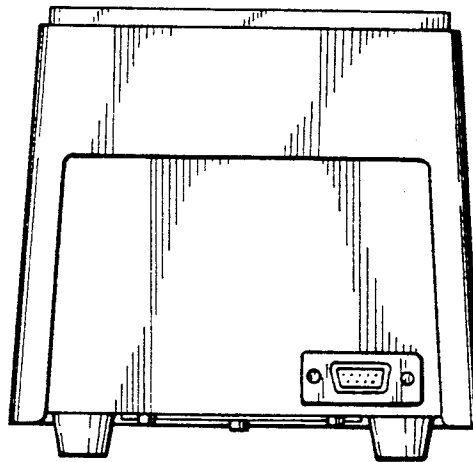
FIG. 1 is a front view of a printer showing my design; FIG. 2 is a rear view thereof; FIG. 3 is a top plan view thereof; FIG. 4 is a bottom plan view thereof; FIG. 5 is a left side elevational view thereof; and, FIG. 6 is a right side elevational view thereof.



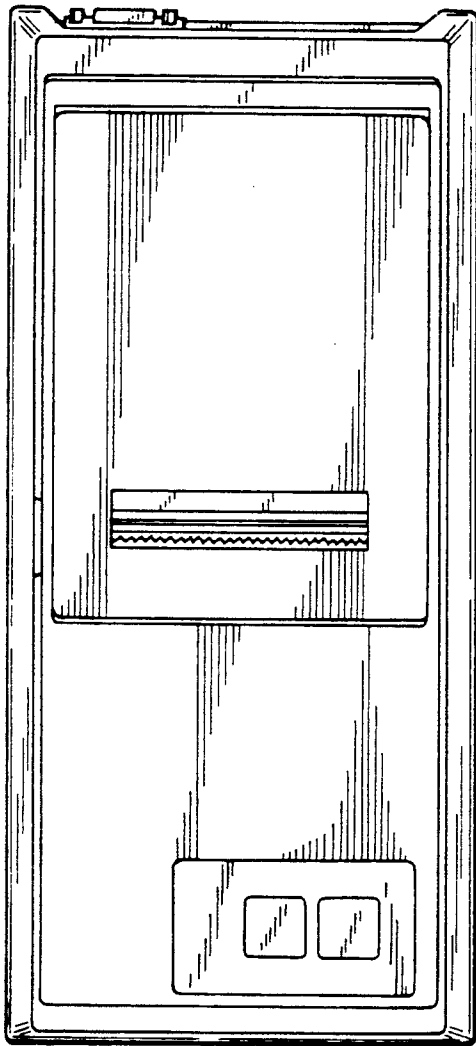
*Fig. 1*



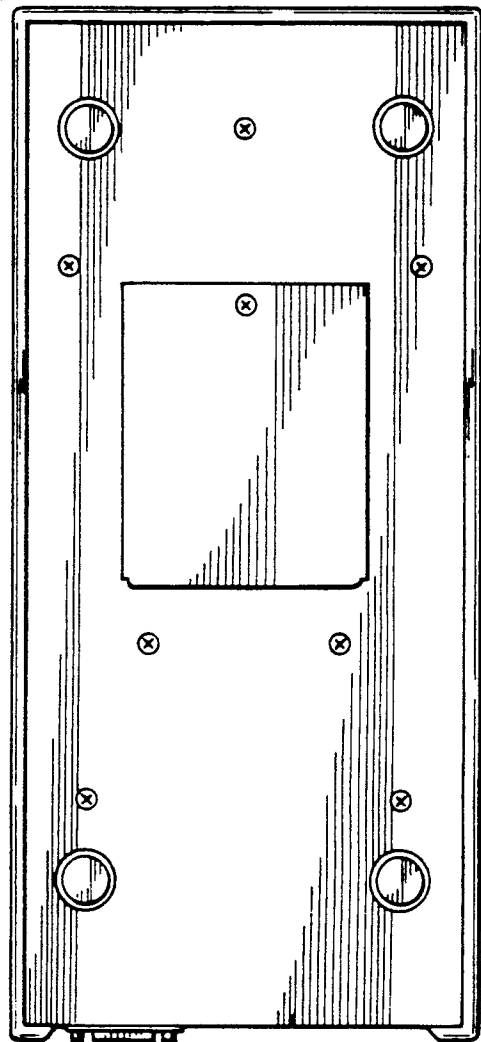
*Fig. 2*



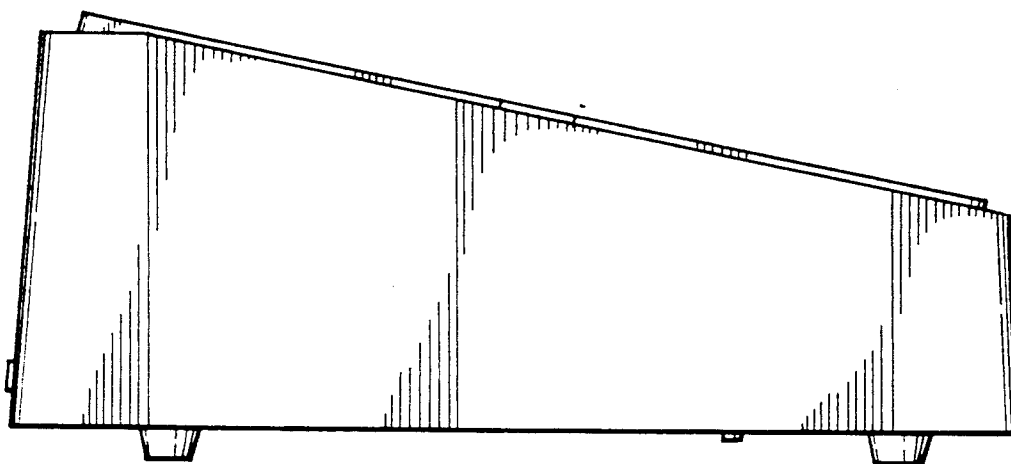
*Fig. 3*



*Fig. 4*



*Fig. 5*



*Fig. 6*

