US0D1057237S

(12) United States Design Patent

Muromoto

(10) Patent No.: US D1,057,237 S
(45) Date of Patent: ** Jan. 7, 2025

(54) **REAR COMBINATION LAMP FOR AN AUTOMOBILE**

(71) Applicant: **TOYOTA JIDOSHA KABUSHIKI KAISHA**, Toyota (JP)

(72) Inventor: **Masaki Muromoto**, Kariya (JP)

(73) Assignee: **TOYOTA JIDOSHA KABUSHIKI KAISHA**, Toyota (JP)

(**) Term: **15 Years**

(21) Appl. No.: **29/899,576**

(22) Filed: **Aug. 10, 2023**

(30) **Foreign Application Priority Data**

Feb. 17, 2023 (JP) ..... 2023-002995 D

(51) **LOC (15) Cl.** **26-06**

(52) **U.S. Cl.**
USPC **D26/28**

(58) **Field of Classification Search**
USPC D26/28, 29, 30, 31, 32, 33, 34, 35, 36, D26/139
CPC F21S 41/00; F21S 41/141; F21S 41/162; F21S 41/18; F21S 41/20; F21S 41/33; F21S 41/36; F21S 41/60; F21S 43/00; F21W 2103/35; F21W 2103/40; F21W 2102/17; F21W 2102/30; F21W 2103/00; F21W 2103/55; F21W 2104/00; F21W 2107/17; F21W 2107/13
See application file for complete search history.

(56) **References Cited**

U.S. PATENT DOCUMENTS

D743,588 S * 11/2015 Wolff D26/28
D751,233 S * 3/2016 Wolff D26/28
D780,961 S * 3/2017 Curic D26/28
D870,931 S * 12/2019 Woodhouse D26/28
D893,778 S * 8/2020 Kim D26/28
D952,915 S * 5/2022 Cho D26/28
D955,618 S * 6/2022 Lee D26/28
D974,610 S * 1/2023 Jeong D26/28
D975,891 S * 1/2023 Hammerbeck D26/28
D990,732 S * 6/2023 Xi D26/28
D998,199 S * 9/2023 Kim D26/28
D1,005,535 S * 11/2023 Woywood D26/28
D1,013,223 S * 1/2024 Curic D26/28

OTHER PUBLICATIONS

NetCarShow.com, Lexus UX (2019), <https://netcarshow.com/lexus/2019-ux/ >, available as early as Feb. 28, 2022.
NetCarShow.com, Porsche Macan (2022), <https://www.netcarshow.com/porsche/2022-macan/>, available as early as Feb. 28, 2022.

* cited by examiner

Primary Examiner — Angela J Lee
(74) *Attorney, Agent, or Firm* — Saidman DesignLaw Group, LLC

(57) **CLAIM**

The ornamental design for a rear combination lamp for an automobile as shown and described.

DESCRIPTION

FIG. **1** is a perspective view of a rear combination lamp for an automobile showing my new design;
FIG. **2** is a front view thereof;
FIG. **3** is a rear view thereof;
FIG. **4** is a right side view thereof;
FIG. **5** is a left side view thereof;
FIG. **6** is a top view thereof; and,
FIG. **7** is a bottom view thereof.

1 Claim, 7 Drawing Sheets

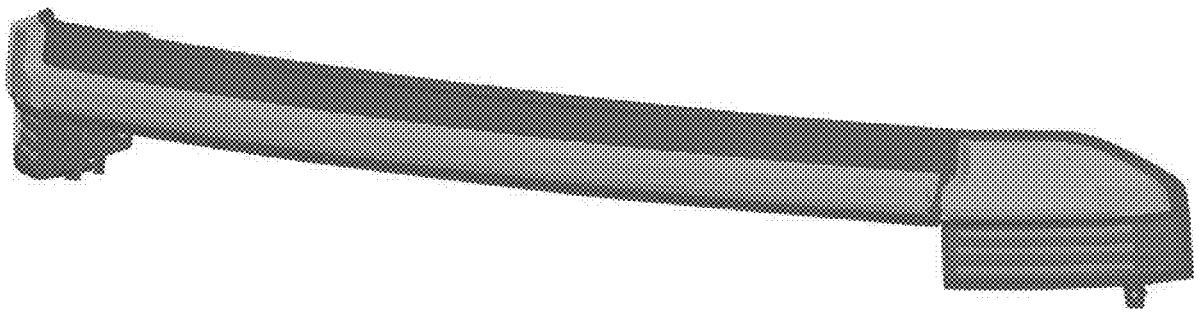



FIG. 1



FIG. 2



FIG. 3



FIG. 4



FIG. 5



FIG. 6



FIG. 7