

(19)



(11)

EP 1 496 771 B1

(12)

EUROPEAN PATENT SPECIFICATION

(45) Date of publication and mention of the grant of the patent:
13.06.2007 Bulletin 2007/24

(51) Int Cl.:
A47C 17/16^(2006.01) A47C 17/12^(2006.01)

(21) Application number: **03724983.6**

(86) International application number:
PCT/EP2003/003664

(22) Date of filing: **08.04.2003**

(87) International publication number:
WO 2003/084366 (16.10.2003 Gazette 2003/42)

(54) **STRUCTURE FOR UPHOLSTERED MODULAR FURNITURE**

STRUKTUR FÜR EINE MODULARE GEPOLSTERTE MÖBEL

STRUCTURE POUR MEUBLE MODULAIRE REMBOURRE

(84) Designated Contracting States:
AT BE BG CH CY CZ DE DK EE ES FI FR GB GR HU IE IT LI LU MC NL PT RO SE SI SK TR

(72) Inventor: **MAZZEI, Valerio**
I-56038 Ponsacco-(PI) (IT)

(30) Priority: **08.04.2002 IT FI20020034 U**

(74) Representative: **Gritschneider, Martin et al**
Abitz & Partner
Patentanwälte
Postfach 86 01 09
81628 München (DE)

(43) Date of publication of application:
19.01.2005 Bulletin 2005/03

(73) Proprietor: **Edra S.p.a.**
56030 Perignano di Lari (PI) (IT)

(56) References cited:
DE-B- 1 128 099 DE-C- 331 519
DE-U- 20 120 427 DE-U- 29 607 864

EP 1 496 771 B1

Note: Within nine months from the publication of the mention of the grant of the European patent, any person may give notice to the European Patent Office of opposition to the European patent granted. Notice of opposition shall be filed in a written reasoned statement. It shall not be deemed to have been filed until the opposition fee has been paid. (Art. 99(1) European Patent Convention).

Description

[0001] The present invention concerns a set of structures supporting stuffing elements to realize upholstered furniture, in particular sofas.

[0002] The largely used upholstered modular furniture are made, as known, setting side by side two or more elements of static structures to obtain various patterns, wherein said static structures may be of different shape and dimensions.

[0003] Moreover, upholstered modular furniture, in particular sofas, are obtained variously combining structures that are usually made of a fixed part, which is usually used as a sitting element, and one or more parts, which usually form back or armrest elements, that can be placed in various angular position inclined with respect to the fixed part. Even these kind of structures can be set side by side in different ways to obtain a range of different configurations.

[0004] DE 331 519 A discloses a daybed comprising:

- a rectangular supporting frame;
- a fixed rectangular board supported by the frame; and
- two pivoting rectangular boards hinged, along one of their sides, with said fixed board and being apt to be inclined and locked in various angular positions and also able to gain a flat position; and
- stuffing elements combined to said boards and apt to adapt to the movement of said boards.

[0005] This invention aims to propose a set of supporting structures for upholstered modular furniture which allow to obtain a range of different patterns and configurations much wider with respect to the structures of the known art, both as regards the shapes and as regards the specific destination.

[0006] Further aim of the invention is to propose a set of structures which allows to obtain upholstered modular furniture whose configuration can be changed in a simple way by operations which can be easily performed by everyone.

[0007] These and many other aims and advantages are obtained by a structure for upholstered furniture according to claim 1. Each pivoting board is apt to be inclined and locked in various angular positions, and even in a flat position in which it and said fixed board are coplanar.

[0008] The structure also comprises stuffing elements combined to said boards and able to bend in order to fall with the position gained by the boards.

[0009] The above frames and their respective boards are square shaped and they assume their maximum planar dimensions when the boards are placed in the flat position.

[0010] Advantageously each structure may comprise at least two pivoting boards.

[0011] A first one of the supporting structures compris-

es a fixed board extending all along one side of the frame, slightly protruding over it, placed in intermediate position with respect to the other side of the frame. The structure also comprise at least one pivoting board hinged along one of the long sides of the fixed board, or at least one pivoting board hinged along one long side and at least one on the other long side of the fixed board, or even two pivoting boards along each long side of the fixed board. The board, or the boards, placed along one of the long sides of the fixed board can be more narrow than the board, or the boards, placed along the other long side.

[0012] A second one of the structures can comprise a fixed board placed along two adjacent sides of the supporting frame, a first pivoting board hinged along one side of the fixed board and a second pivoting board hinged along the other side of the fixed board. The extension of the longer side of said second pivoting board can be the sum of the dimension of the side of the fixed board which it is hinged to and of the dimension of the first pivoting board's side which is perpendicular to the hinged side of said board.

[0013] Advantageously the set can comprise two specularly symmetric structures to be placed at the opposite ends of an upholstered modular furniture which they contribute to compose.

[0014] One more different structure can comprise

- a rectangular fixed board placed along one of the long sides of a rectangular supporting frame,
- a first pivoting board hinged along one of the short sides of the fixed board,
- a second pivoting board hinged along the other short side of the fixed board, and
- one or more pivoting boards hinged along one of the long sides of the fixed board.

[0015] In this case the frame and its respective boards can be rectangular shaped having two different side dimensions.

[0016] The structures can be combined setting them side by side in various ways and with their pivoting board locked in various angular positions to realize different patterns, as regards the shape and the dimensions, of upholstered furniture.

Brief description of the drawings

[0017] For a better understanding of the characteristics and advantages of the set of structures according to the invention, these will now be described by way of embodiment examples, with reference to the accompanying drawings, in which:

- figures 1 to 6 show different views and configurations of two specularly symmetric structures which can either stand alone or advantageously be used at the opposite ends of a modular furniture;
- figures 7 to 10 shows various views and configura-

- tions of a further structure;
- figures 11 and 12 show two more structures, provided with stuffings, which are rectangular shaped with different side dimensions;
 - figures 13 to 17 show several single structured upholstered furniture made by means of the structures of the previous figures;
 - figure 18 shows an upholstered modular furniture made by combining the above structures.

Description of the preferred embodiments

[0018] Figures from 1 to 6 show two specularly symmetric structures which can be used either alone or combined with further structures, specially at the ends of a modular furniture. They can be coupled each other for the aims disclosed below. The structures shown in figures from 1 to 6 comprise a rectangular frame 1 provided with supporting feet 3, said frame 1 being advantageously square shaped. A first board 5 is fastened to the frame 1 and placed close to one of its corner and along the sides starting from said corner. A pivoting board 7 is hinged, by hinge means 9, to one of the internal sides of the fixed board 5; the sides of the fixed board and of the pivoting board connected together by the hinge means 9 have same length.

[0019] A further pivoting board 10 is hinged, by hinge means 12, along the other internal side of the fixed board 5; the side of the pivoting board 10 connected to the fixed board 5 is as long as the sides of the square frame 1. The boards 5,7 and 10 are not closely adjacent one to another, but the little space remaining between them can be covered by stuffing elements without yielding of these ones. Moreover the dimensions and placement of the boards 5,7 and 10 are provided in such a way that they extend with their external sides over the frame 1 of a limited amount when in flat position, so that the frame 1 comes blind under the global dimensions of the boards.

[0020] Boards 7 and 10 can be locked, without interfering one another, in various angular positions, as shown in figures from 1 to 4 and in the flat position too, as shown in figures 5 and 6.

[0021] The structure of figures 1, 2 and 5 can be advantageously assembled with the structure of figures 3, 4 and 6 which is specularly symmetric to the previous one. They can even be advantageously assembled with the structure of figures from 7 to 10.

[0022] The structure shown in figures from 7 to 10 comprises a frame 13, and relating supporting feet 14, whose shape and dimensions are similar to those ones of frame 1. A fixed board 16 extending all along one side of the frame 13, slightly protruding over it, is placed in intermediate position with respect to the other side of the frame 13. Two pivoting boards 20, which can be locked in various angular positions and even in a flat position, are hinged by hinge means 18 to one of the long sides of the fixed board 16. Two more pivoting boards 24, which can also be locked in various angular positions and even in

a flat position, are hinged by hinge means 22 to the other long side of the fixed board 16. The boards 24 are more narrow than the boards 20. When the boards 20 and 24 are in flat position, as shown in figure 9, their external sides extend over the frame 13 of a limited amount, so that, as occurs for frame 1 of the structures of figures 1-6, frame 13 comes blind under the global dimensions of the boards.

[0023] One more structure is shown in figure 11. The structure is, in this figure, provided with its relating stuffing elements. The structure comprises

- a frame 27 provided with supporting feet 28, said frame having two different dimensions;
- a fixed board, 25, placed with one of its long sides in correspondence with one of the long sides of the frame 27, in intermediate position, the dimension of the short sides of the fixed board being about half the dimension of the short side of frame 27 ;
- a first pivoting board, 26, hinged to one of the short sides of the fixed board;
- a further pivoting board, 26', hinged to the other one of the short sides of the fixed board;
- two more pivoting boards, 29, 29', hinged to one of the long sides of the fixed board 25.

[0024] When the pivoting boards are in flat position their external sides extend over the frame 27 of a limited amount, as occurs for the previous described structures. Also in this case the pivoting boards can be locked in various angular position, without any interference between them, to create several different configurations.

[0025] Figure 12 shows one more structure. Also in this case, the structure is shown with its relating stuffing elements. The structure comprises

- a rectangular shaped frame, 31, provided with relating supporting feet 32;
- a board, 33, fixed on the frame 31 in intermediate position with respect to the long sides of the frame 31 and extending all along the short side of the frame 31 itself;
- two pivoting boards, 34, 34', hinged to one of the short sides of the fixed board;
- two more pivoting boards, 35, 35', hinged to the other short side of the fixed board 33.

[0026] The pivoting boards can be locked in various angular position and even in a flat position in which the external sides of the boards extend over the frame 31 of a limited amount.

[0027] Figures from 13 to 17 show the structures of figures from 1 to 10 which, together with their relating stuffing elements, constitute upholstered furniture which can perform various configurations and arrangements. Note that the stuffing elements have a constant depth and cover about the same planar development as the underneath boards.

[0028] Exactly, the upholstered furniture of figure 13 corresponds to the structure of figures 1, 2 and 5; the upholstered furniture of figure 14 corresponds to the structure of figures 3, 4 and 6; the upholstered furniture of figures from 15 to 17 correspond to the structure of figures from 7 to 10.

[0029] In figure 18 is shown, as an example, an upholstered modular furniture obtained by simply setting side by side the structures described in figures from 1 to 10.

[0030] A wide range of upholstered modular furniture, like the one shown in figure 18, can be obtained combining in many different ways the above described structures and arranging the relating boards in the desired angular positions.

[0031] In particular all the above described structures and the modular furniture that can be obtained combining them in various arrangements constitute modular sofas in which the position and the dimensions of the sittings, the backs and the armrests can be freely defined, so creating a wide range of different patterns.

[0032] Moreover, since all the boards of the above described structures can gain a flat position, upholstered furniture having horizontal surfaces can be arranged to obtain beds or, more generally, upholstered planes.

[0033] It is clear that the above described embodiments of the invention structure allow to reach a high versatility and flexibility in the furniture composition, obtaining a wide range of upholstered modular furniture with the possibility of changing them directly at home with very simple operations. All above can take place within the limits of the invention as defined by the following claims.

Claims

1. Structure for upholstered modular furniture, comprising:

- a rectangular supporting frame (1; 13; 27; 31) settable side by side with the frame of another such structure;
- a fixed rectangular board (5; 16; 25; 33) supported by the frame (1; 13; 27; 31) ;
- at least two pivoting rectangular boards (7, 10; 20, 24; 26, 26', 29, 29'; 34, 34', 35, 35') hinged, along one of their sides, with said fixed board (5; 16; 25; 33) and being apt to be inclined and locked in various angular positions and also able to gain a flat position; and
- stuffing elements combined to said boards (5; 16; 25; 33; 7, 10; 20, 24; 26, 26', 29, 29'; 34, 34', 35, 35') and apt to bend in order to fall with the positions gained by said boards (5; 16; 25; 33; 7, 10; 20, 24; 26, 26', 29, 29'; 34, 34', 35, 35'),

characterized in that

the dimensions and the placements of said fixed and pivoting boards (5; 16; 25; 33; 7, 10; 20, 24; 26, 26',

29, 29'; 34, 34', 35, 35') are such that, when they are in flat position, their external sides extend over the supporting frame (1; 13; 27; 31) of a limited amount, the limited amount being such that each one of said boards (5; 16; 25; 33; 7, 10; 20, 24; 26, 26', 29, 29'; 34, 34', 35, 35') can be used as sitting without intervening on said frame (1; 13; 27; 31) and without adding new supporting elements, to obtain modular sofas in which the positions and the dimensions of the sittings, the backs and the armrests can be freely defined in a range of different patterns.

2. Structure according to claim 1, wherein it comprises a frame (13) supporting a fixed board (16) covering the whole length of one side of the frame (13), and at least two pivoting boards (20, 24) hinged in two opposite sides of said fixed board (16).

3. Structure according to claim 2, wherein it comprises at least two pivoting boards (20, 24) hinged in each of two opposite sides of said fixed board (16).

4. Structure according to claim 2 or 3, wherein the board or boards (24) hinged along one side of the fixed board (16) are more narrow than the board or the boards (20) hinged along the opposite side of said fixed board (16).

5. Structure according to claim 1, wherein it comprises a frame (1) supporting a rectangular fixed board (5) placed close to a corner of said frame (1), along the two adjacent sides starting from said corner, a first pivoting board (7) hinged in a third side of said fixed board (5) and a second pivoting board (10) hinged in the remaining side of said fixed board (5).

6. Structure according to claim 5, wherein the greater dimension of said second pivoting board (10) is equal to the sum of the side of the fixed board (5) to which said second pivoting board (10) is hinged, and the side of the first pivoting board (7) perpendicular to its hinged side, the boards (7, 10) gaining a square shaped configuration in their flat position.

7. Structure according to one of the preceding claims, wherein said frame (1) is square shaped and the respective boards (5, 7, 10) reach a square shaped maximum planar surface when the boards (5, 7, 10) are placed in their flat position.

8. Structure according to claim 6 or 7, wherein it comprises two specularly symmetric structures to be placed at the opposite ends of an upholstered modular furniture.

9. Structure according to claim 1, wherein it comprises:

- a frame (27) provided with supporting feet (28),

said frame (27) having two different dimensions;
 - a fixed board (25) placed with one of its long sides in correspondence with one of the long sides of said frame (27), in intermediate position, the dimension of the short sides of said fixed board (25) being about half the dimension of the short side of said frame (27);
 - a first pivoting board (26) hinged to one of the short sides of the fixed board (25);
 - a further pivoting board (26') hinged to the other one of the short sides of the fixed board (25);
 - two more pivoting boards (29, 29') hinged to one of the long sides of the fixed board (25).

10. Structure according to claim 1, wherein it comprises

- a frame (31) provided with supporting feet (32), said frame (31) having two different dimensions;
 - a board (33) fixed on said frame (31), in intermediate position with respect to the long sides of the frame (31) and extending all along the short side of said frame (31);
 - two pivoting boards (34, 35) hinged to one of the short sides of said fixed board (33);
 - two more pivoting boards (34', 35') hinged to the other short side of said fixed board (33).

11. Structure according at least to one of the preceding claims, wherein it provides that two or more of the above said structures can be combined setting them side by side and with their respective pivoting boards (7, 10; 20, 24; 26, 26', 29, 29'; 34, 34', 35, 35') inclined in various positions.

Patentansprüche

1. Struktur für modulare Polstermöbel, umfassend:

- einen rechteckigen Trägerrahmen (1; 13; 27; 31), der sich Seite an Seite mit dem Rahmen einer anderen solchen Struktur setzen lässt;
 - eine fest angeordnete rechteckige Tafel (5; 16; 25; 33), die durch den Rahmen (1; 13; 27; 31) getragen wird;
 - mindestens zwei verschwenkbare rechteckige Tafeln (7, 10; 20, 24; 26, 26', 29, 29'; 34, 34', 35, 35'), die entlang einer ihrer Seiten mit der fest angeordneten Tafel (5; 16; 25; 33) verschwenkbar verbunden sind und leicht in verschiedenen Winkelpositionen geneigt und arretiert werden und auch eine flache Position erlangen können; und
 - Polsterelemente, die mit den Tafeln (5; 16; 25; 33; 7, 10; 20, 24; 26, 26', 29, 29'; 34, 34', 35, 35') kombiniert sind und sich leicht biegen lassen, um sich mit den Positionen zu senken, die durch die Tafeln (5; 16; 25; 33; 7, 10; 20, 24; 26,

26', 29, 29'; 34, 34', 35, 35') erlangt werden,

dadurch gekennzeichnet, dass die Abmessungen und die Platzierungen der fest angeordneten und verschwenkbaren Tafeln (5; 16; 25; 33; 7, 10; 20, 24; 26, 26', 29, 29'; 34, 34', 35, 35') so sind, dass sich, wenn sie sich in einer flachen Position befinden, ihre äußeren Seiten über den Trägerrahmen (1; 13; 27; 31) von einem begrenzten Ausmaß erstrecken, wobei das begrenzte Ausmaß so ist, dass jede eine von den Tafeln (5; 16; 25; 33; 7, 10; 20, 24; 26, 26', 29, 29'; 34, 34', 35, 35') ohne Eingriff auf dem Rahmen (1; 13; 27; 31) und ohne Hinzufügung von neuen Trägerelementen als Sitz verwendet werden kann, um modulare Sofas zu erhalten, bei denen die Positionen und die Abmessungen der Sitze, der Rückenlehnen und der Armlehnen in einem Bereich von unterschiedlichen Mustern frei festgelegt werden können.

2. Struktur nach Anspruch 1, wobei sie umfasst: einen Rahmen (13), der eine fest angeordnete Tafel (16) trägt, die die ganze Länge von einer Seite des Rahmens (13) einnimmt, und mindestens zwei verschwenkbare Tafeln (20, 24), die in zwei entgegengesetzten Seiten der fest angeordneten Tafel (16) angelenkt sind.

3. Struktur nach Anspruch 2, wobei sie mindestens zwei verschwenkbare Tafeln (20, 24) umfasst, die in jeder von zwei entgegengesetzten Seiten der fest angeordneten Tafel (16) angelenkt sind.

4. Struktur nach Anspruch 2 oder 3, bei der die Tafel oder Tafeln (24), die entlang einer Seite der fest angeordneten Tafel (16) angelenkt sind, schmaler sind als die Tafel oder die Tafeln (20), die entlang der entgegengesetzten Seite der fest angeordneten Tafel (16) angelenkt sind.

5. Struktur nach Anspruch 1, wobei sie umfasst: einen Rahmen (1), der eine rechteckige fest angeordnete Tafel (5) trägt, die in der Nähe einer Ecke des Rahmens (1) entlang den zwei benachbarten Seiten platziert ist, die von der Ecke beginnen, eine erste verschwenkbare Tafel (7), die in einer dritten Seite der fest angeordneten Tafel (5) angelenkt ist, und eine zweite verschwenkbare Tafel (10), die in der restlichen Seite der fest angeordneten Tafel (5) angelenkt ist.

6. Struktur nach Anspruch 5, bei der die größere Abmessung der zweiten verschwenkbaren Tafel (10) gleich der Summe der Seite der fest angeordneten Tafel (5), an der die zweite verschwenkbare Tafel (10) angelenkt ist, und der Seite der ersten verschwenkbaren Tafel (7) ist, die senkrecht zu ihrer angelenkten Seite ist, wobei die Tafeln (7, 10) eine

quadratisch geformte Konfiguration in ihrer flachen Position erlangen.

7. Struktur nach einem der vorangehenden Ansprüche, bei der der Rahmen (1) quadratisch geformt ist und die respektiven Tafeln (5, 7, 10) eine quadratisch geformte maximale planare Oberfläche erzielen, wenn die Tafeln (5, 7, 10) in ihrer flachen Position platziert sind.

8. Struktur nach Anspruch 6 oder 7, wobei sie zwei spiegelsymmetrische Strukturen umfasst, die an den entgegengesetzten Enden eines modularen Polstermöbels zu platzieren sind.

9. Struktur nach Anspruch 1, wobei sie umfasst:

- einen Rahmen (27), der mit Trägerfüßen (28) versehen ist, wobei der Rahmen (27) zwei unterschiedliche Abmessungen aufweist;
- eine fest angeordnete Tafel (25), die mit einer von ihren langen Seiten in Entsprechung mit einer der langen Seiten des Rahmens (27) in einer Zwischenposition platziert ist, wobei die Abmessung der kurzen Seiten der fest angeordneten Tafel (25) etwa die Hälfte der Abmessung der kurzen Seite des Rahmens (27) ist;
- eine erste verschwenkbare Tafel (26), die an einer der kurzen Seiten der fest angeordneten Tafel (25) angelenkt ist;
- eine weitere verschwenkbare Tafel (26'), die an der anderen einen der kurzen Seiten der fest angeordneten Tafel (25) angelenkt ist;
- zwei weitere verschwenkbare Tafeln (29, 29'), die an einer der langen Seiten der fest angeordneten Tafel (25) angelenkt sind.

10. Struktur nach Anspruch 1, wobei sie umfasst

- einen Rahmen (31), der mit Trägerfüßen (32) versehen ist, wobei der Rahmen (31) zwei unterschiedliche Abmessungen aufweist;
- eine Tafel (33), die auf dem Rahmen (31) in einer Zwischenposition in Bezug zu den langen Seiten des Rahmens (31) fest angeordnet ist und sich die ganze kurze Seite des Rahmens (31) erstreckt;
- zwei verschwenkbare Tafeln (34, 35), die an einer von den kurzen Seiten der fest angeordneten Tafel (33) angelenkt sind;
- zwei weitere verschwenkbare Tafeln (34', 35'), die an der anderen kurzen Seite der fest angeordneten Tafel (33) angelenkt sind.

11. Struktur nach mindestens einem der vorangehenden Ansprüche, wobei sie bereitstellt, dass zwei oder mehr der obigen besagten Strukturen so kombiniert werden können, dass sie Seite an Seite und mit ihren

respektiven verschwenkbaren Tafeln (7, 10; 20, 24; 26, 26', 29, 29'; 34, 34', 35, 35') geneigt in verschiedenen Positionen gesetzt sind.

5

Revendications

1. Structure pour meuble modulaire rembourré, comprenant :

10

- un cadre de support rectangulaire (1 ; 13 ; 27 ; 31) pouvant être posé côte à côte avec le cadre d'une autre telle structure ;

- une planche rectangulaire fixe (5 ; 16 ; 25 ; 33) supportée par le cadre (1 ; 13;27;31);

15

- au moins deux planches rectangulaires pivotantes (7, 10 ; 20, 24 ; 26, 26', 29, 29' ; 34, 34', 35, 35') articulées, le long de l'un de leurs côtés, avec ladite planche fixe (5 ; 16 ; 25 ; 33) et pouvant être inclinées et verrouillées sur diverses positions angulaires et pouvant aussi prendre une position plate ; et

20

- des éléments de rembourrage combinés auxdites planches (5 ; 16; 25 ; 33 ; 7, 10 ; 20, 24 ; 26, 26', 29, 29' ; 34, 34', 35, 35') et pouvant fléchir afin de s'adapter aux positions prises par lesdites planches (5 ; 16 ; 25 ; 33 ; 7, 10 ; 20, 24 ; 26, 26', 29, 29' ; 34, 34', 35, 35'),

25

30

caractérisé en ce que les dimensions et placements desdites planches fixes et pivotantes (5 ; 16 ; 25 ; 33 ; 7, 10 ; 20, 24 ; 26, 26', 29, 29' ; 34, 34', 35, 35') sont tels que, lorsqu'elles sont en position plate, leurs côtés externes s'étendent par-dessus le cadre de support (1 ; 13 ; 27 ; 31) par une quantité limitée, la quantité limitée étant telle que l'une desdites planches (5 ; 16 ; 25 ; 33 ; 7, 10 ; 20, 24 ; 26, 26', 29, 29' ; 34, 34', 35, 35') peut servir de siège sans intervention sur ledit cadre (1 ; 13 ; 27 ; 31) et sans ajouter de nouveaux éléments de support, afin d'obtenir des sofas modulaires dans lesquels les positions et les dimensions des sièges, des dossiers et des bras peuvent être librement définies dans une gamme de formes différentes.

35

2. Structure selon la revendication 1, laquelle comprend un cadre (13) supportant une planche fixe (16) qui couvre toute la longueur d'un côté du cadre (13), et au moins deux planches pivotantes (20, 24) articulées dans deux côtés opposés de ladite planche fixe (16).

40

45

50

3. Structure selon la revendication 2, laquelle comprend au moins deux planches pivotantes (20, 24) articulées dans chacun de deux côtés opposés de ladite planche fixe (16).

55

4. Structure selon la revendication 2 ou 3, dans laquelle

la planche ou les planches (24) articulées le long d'un côté de la planche fixe (16) sont plus étroites que la planche ou les planches (20) articulées le long du côté opposé de ladite planche fixe (16).

- 5
10
5. Structure selon la revendication 1, laquelle comprend un cadre (1) supportant une planche fixe rectangulaire (5) placée à proximité d'un angle dudit cadre (1), le long des deux côtés adjacents commençant audit angle, une première planche pivotante (7) articulée dans un troisième côté de ladite planche fixe (5) et une seconde planche pivotante (10) articulée dans le côté restant de ladite planche fixe (5).

- 15
20
6. Structure selon la revendication 5, dans laquelle la dimension supérieure de ladite seconde planche pivotante (10) est égale à la somme du côté de la planche fixe (5) sur lequel ladite seconde planche pivotante (10) est articulée, et du côté de la première planche pivotante (7) perpendiculaire à son côté articulé, les planches (7, 10) prenant une configuration de forme carrée dans leur position plate.

- 25
30
7. Structure selon l'une quelconque des revendications précédentes, dans laquelle ledit cadre (1) est de forme carrée, et les planches respectives (5, 7, 10) atteignent une surface plane maximum de forme carrée quand les planches (5, 7, 10) sont placées dans leur position plate.

- 35
8. Structure selon la revendication 6 ou 7, laquelle comprend deux structures symétriques spéculairement devant être placées à des extrémités opposées d'un meuble modulaire rembourré.

- 35
9. Structure selon la revendication 1, laquelle comprend :

- 40
45
50
55
- un cadre (27) doté de pieds de support (28), ledit cadre (27) ayant deux dimensions différentes ;
 - une planche fixe (25) placée avec l'un de ses côtés longs en correspondance avec l'un des côtés longs dudit cadre (27), en position intermédiaire, la dimension des côtés courts de ladite planche fixe (25) étant environ la moitié de la dimension du côté court dudit cadre (27) ;
 - une première planche pivotante (26) articulée sur l'un des côtés courts de la planche fixe (25) ;
 - une autre planche pivotante (26') articulée sur l'autre des côtés courts de la planche fixe (25) ;
 - deux autres planches pivotantes (29, 29') articulées sur l'un des côtés longs de la planche fixe (25).

- 55
10. Structure selon la revendication 1, laquelle comprend :

- un cadre (31) doté de pieds de support (32), ledit cadre (31) ayant deux dimensions différentes ;
- une planche (33) fixée sur ledit cadre (31), en position intermédiaire relativement aux côtés longs du cadre (31) et s'étendant tout le long du côté court dudit cadre (31) ;
- deux planches pivotantes (34, 35) articulées sur l'un des côtés courts de ladite planche fixe (33) ;
- deux autres planches pivotantes (34', 35') articulées sur l'autre côté court de ladite planche fixe (33).

11. Structure selon au moins l'une des revendications précédentes, laquelle prévoit que deux ou plusieurs desdites structures ci-dessus peuvent être combinées en les plaçant côte à côte et avec leurs planches pivotantes respectives (7, 10 ; 20, 24 ; 26, 26', 29, 29' ; 34, 34', 35, 35') inclinées sur diverses positions.

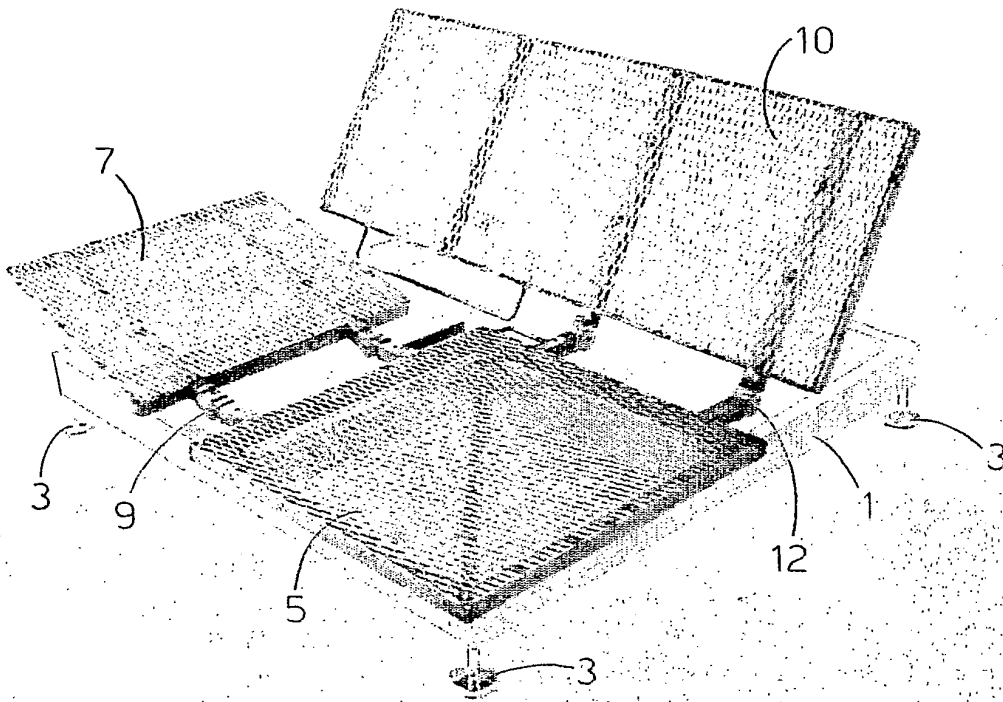


FIG. 1

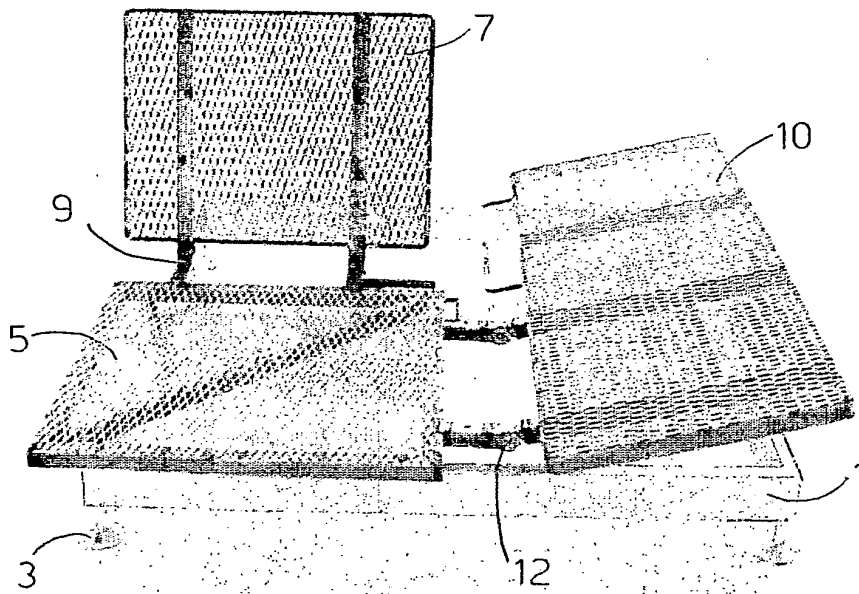


FIG. 2

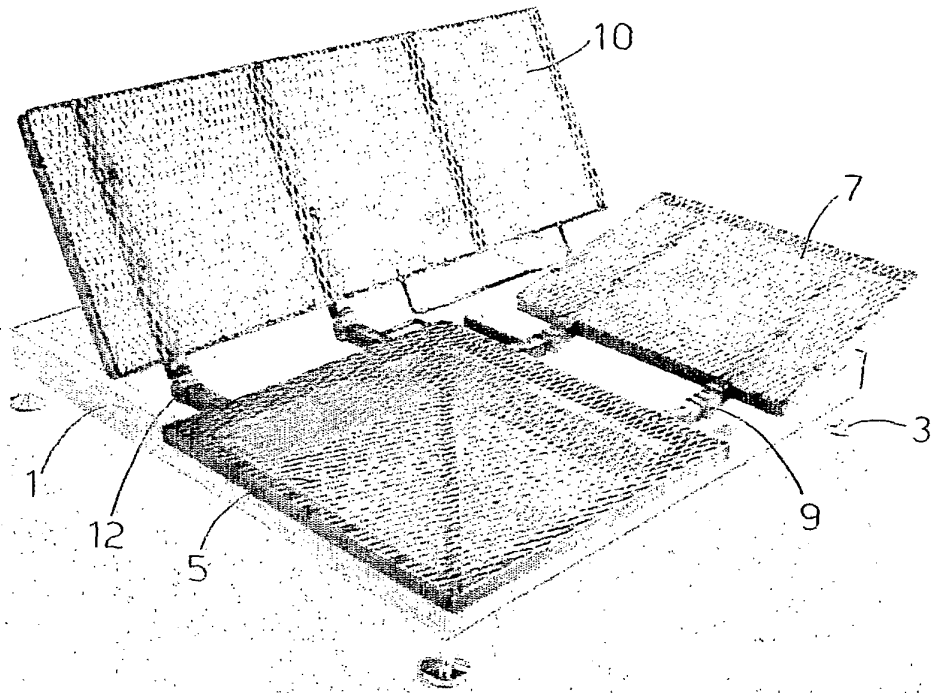


FIG. 3

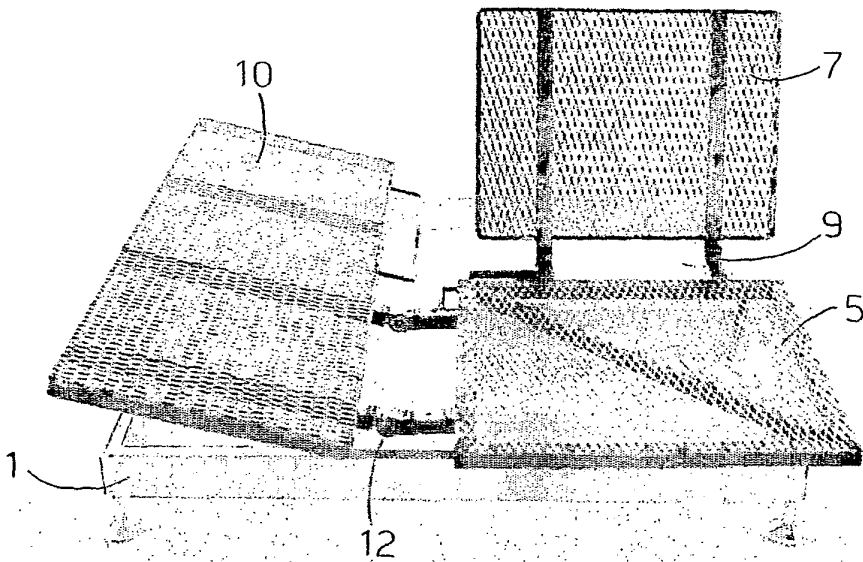


FIG. 4

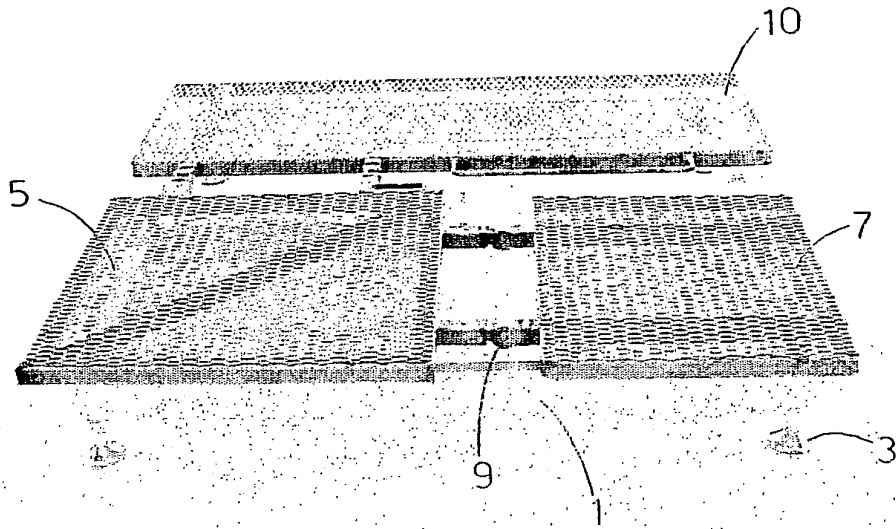


FIG. 5

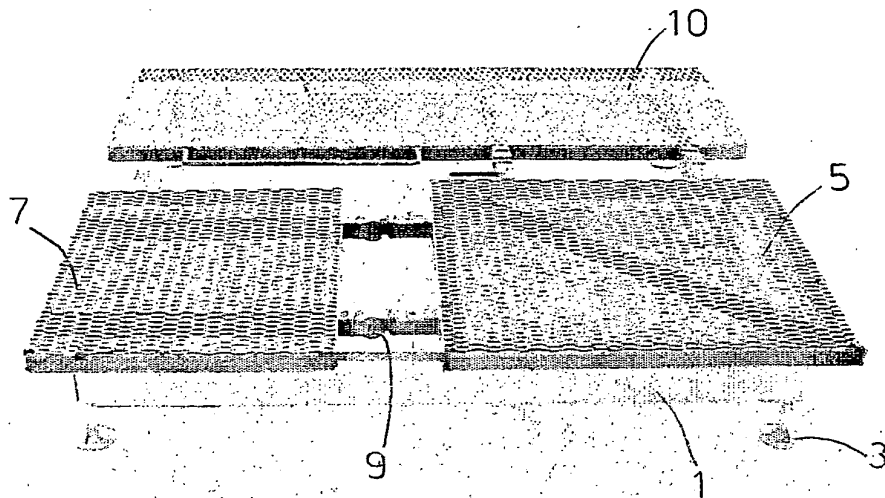


FIG. 6

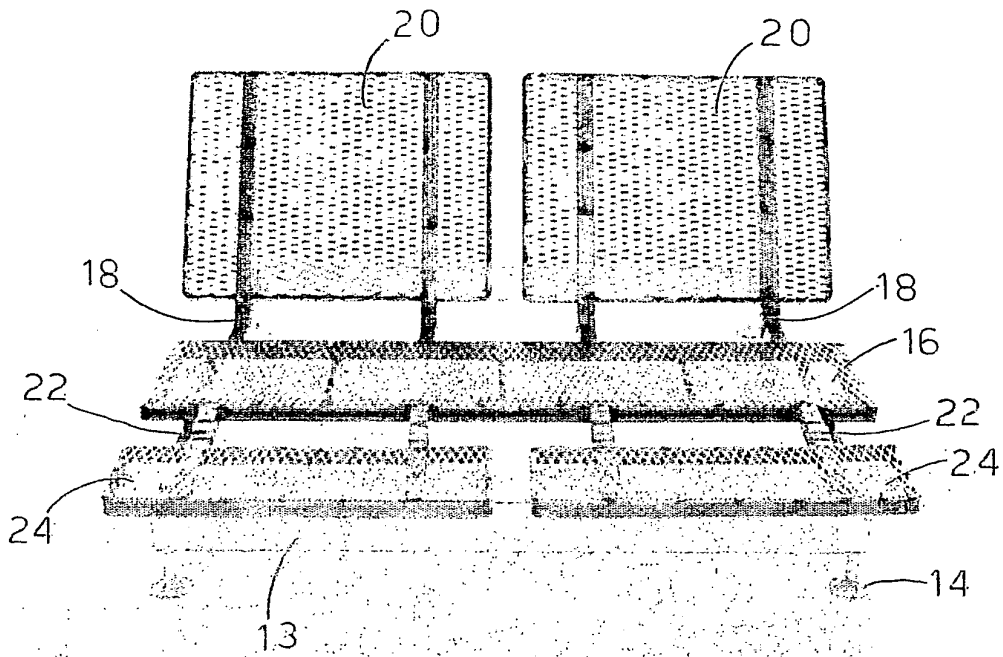


FIG. 7

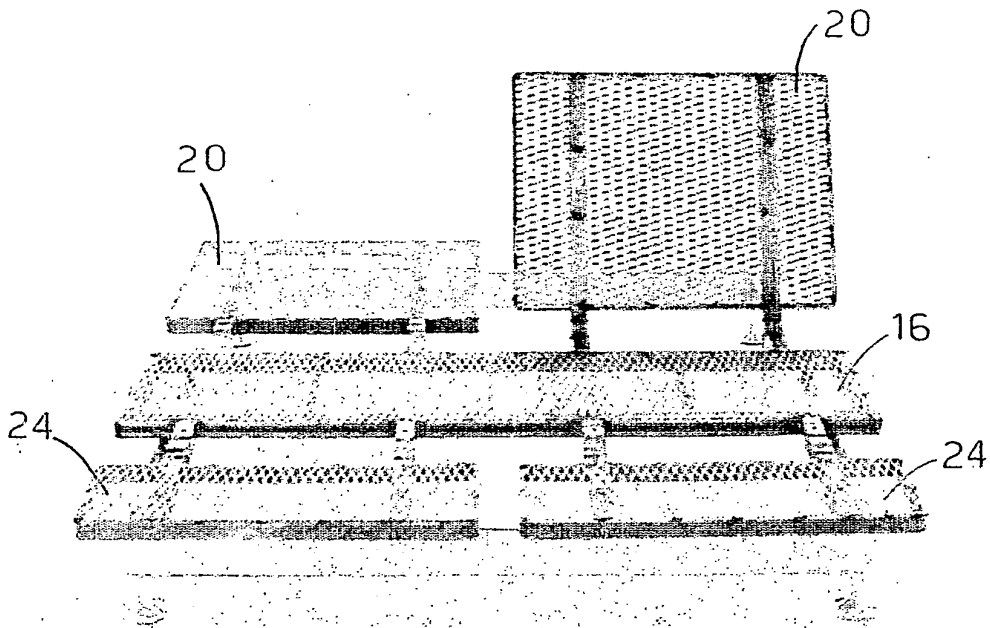


FIG. 8

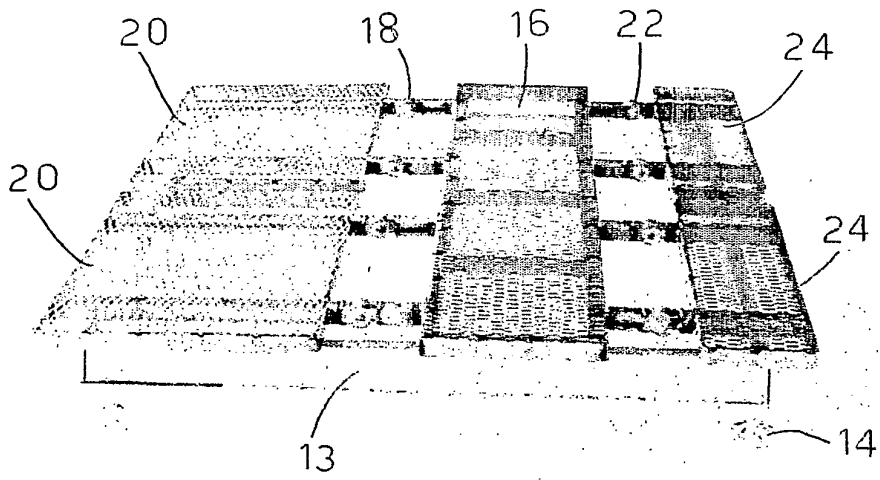


FIG. 9

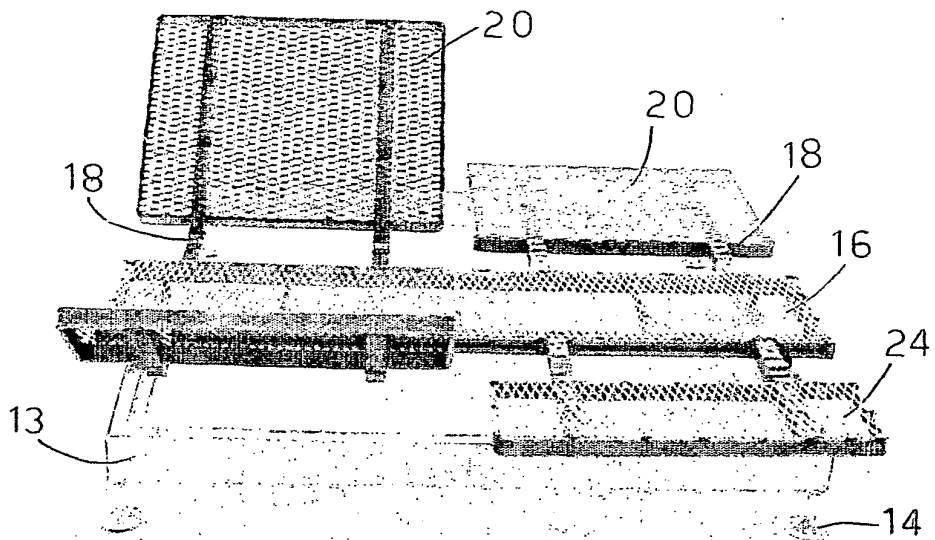


FIG. 10

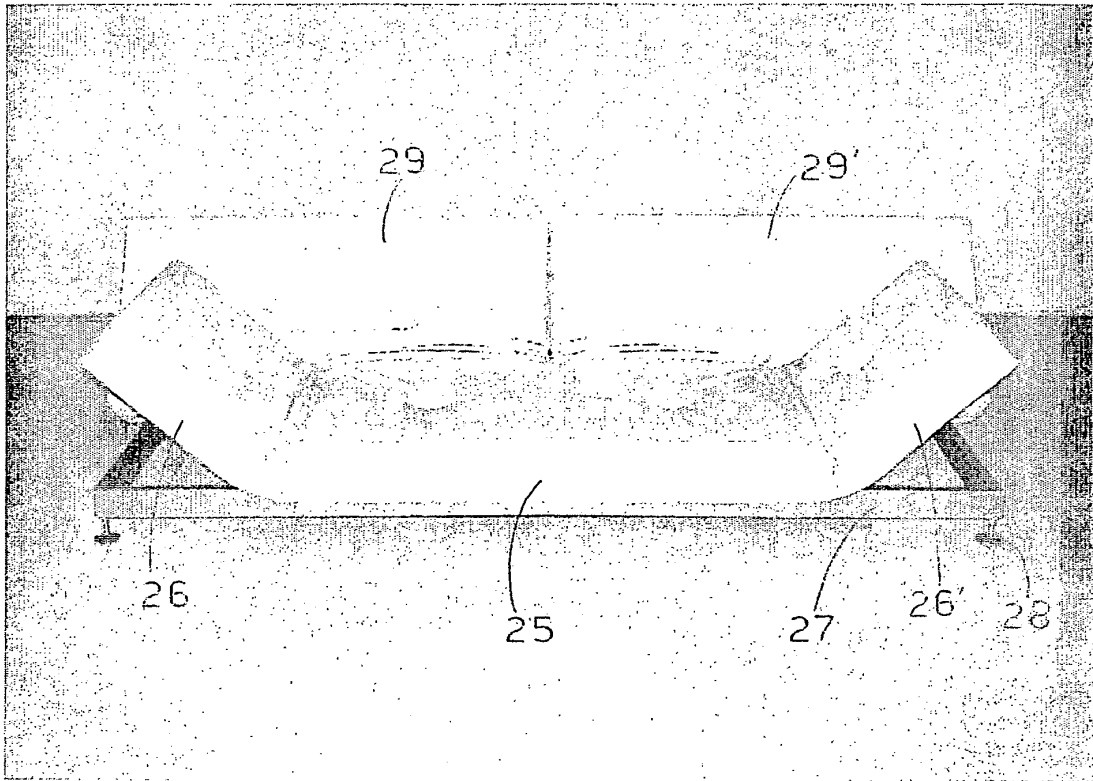


FIG. 11

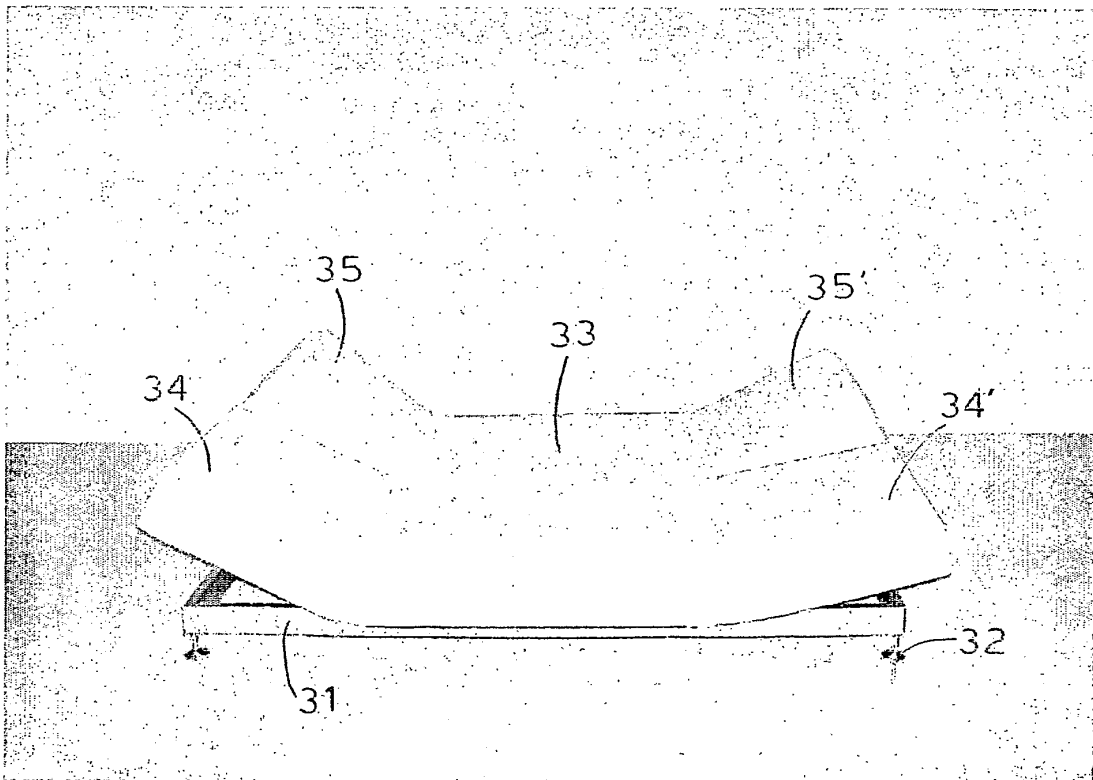


FIG. 12

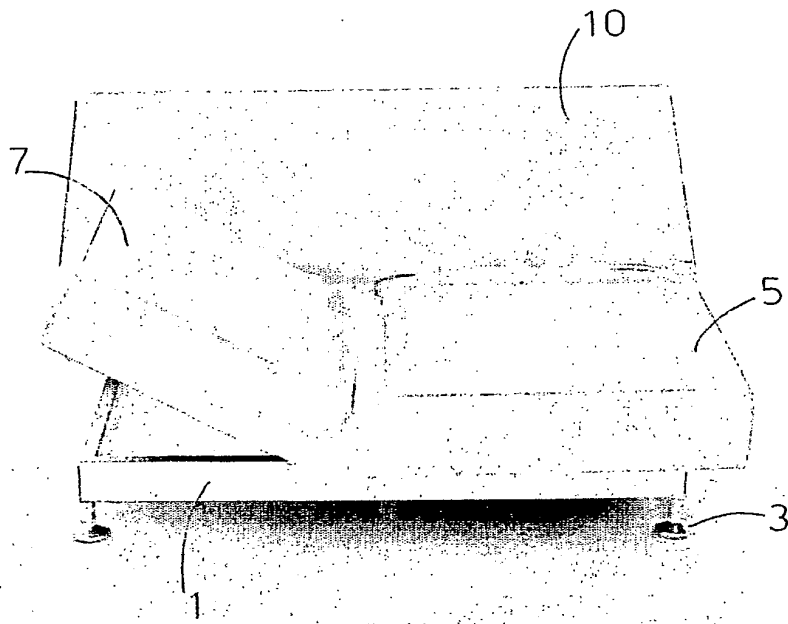


FIG. 13

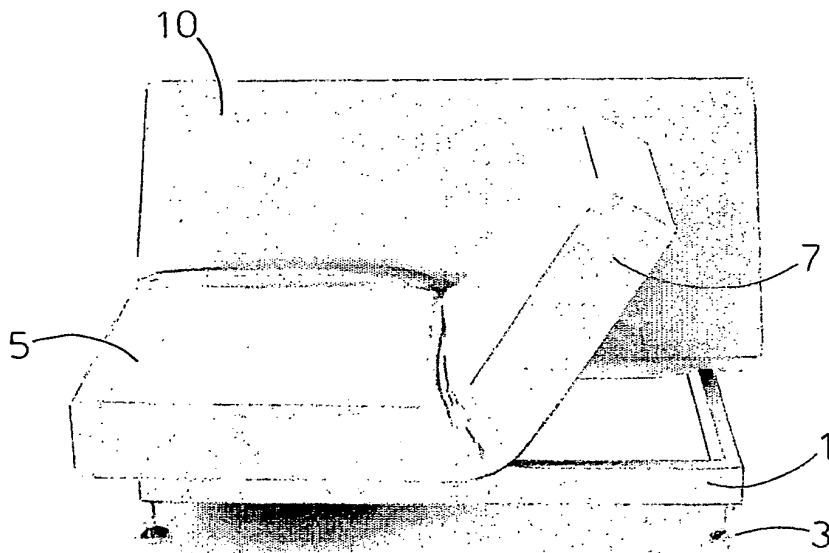


FIG. 14

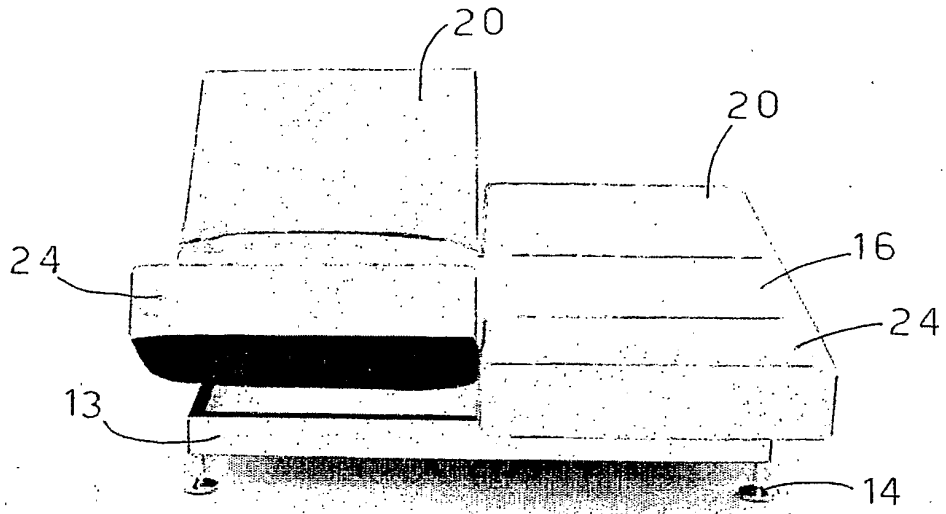


FIG. 15

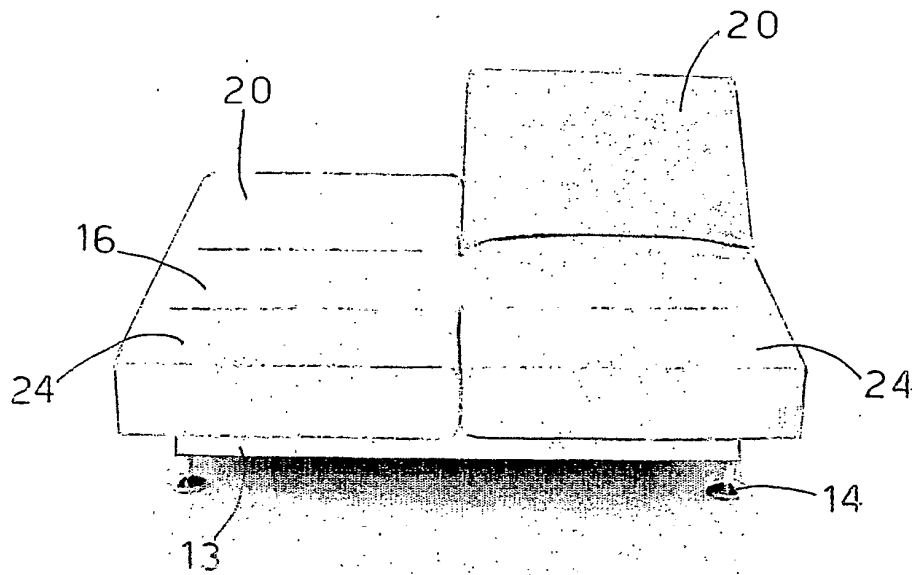


FIG. 16

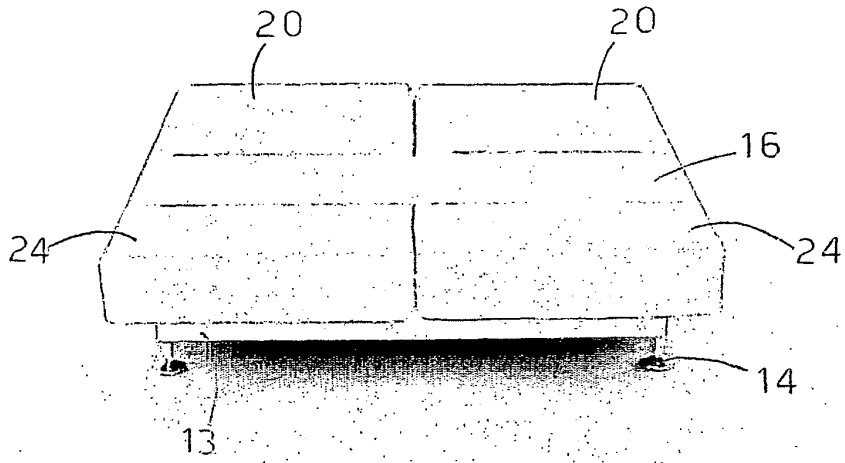


FIG.17

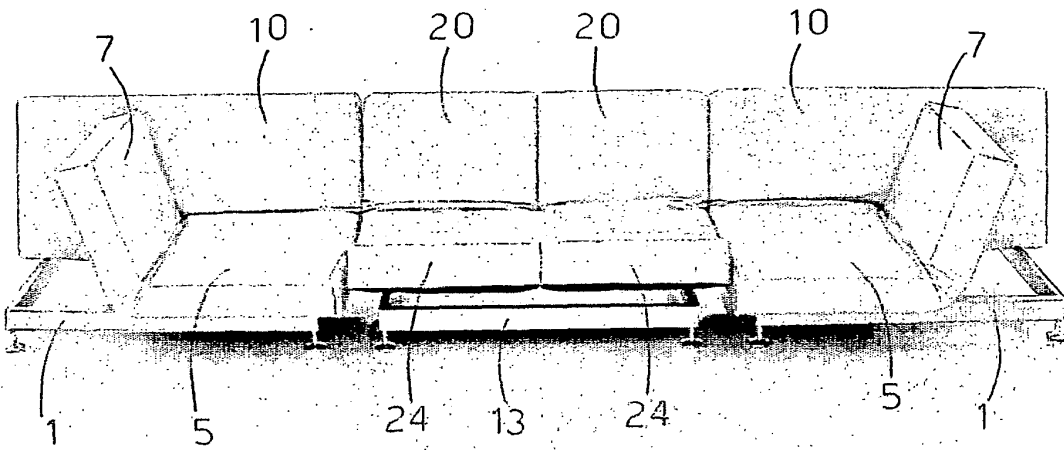


FIG.18

REFERENCES CITED IN THE DESCRIPTION

This list of references cited by the applicant is for the reader's convenience only. It does not form part of the European patent document. Even though great care has been taken in compiling the references, errors or omissions cannot be excluded and the EPO disclaims all liability in this regard.

Patent documents cited in the description

- DE 331519 A [0004]