

H. & A. THURM.
GATE FOR BEDS, &c.
APPLICATION FILED AUG. 19, 1908.

Patented Jan. 5, 1909

908,904.

Fig. 1.

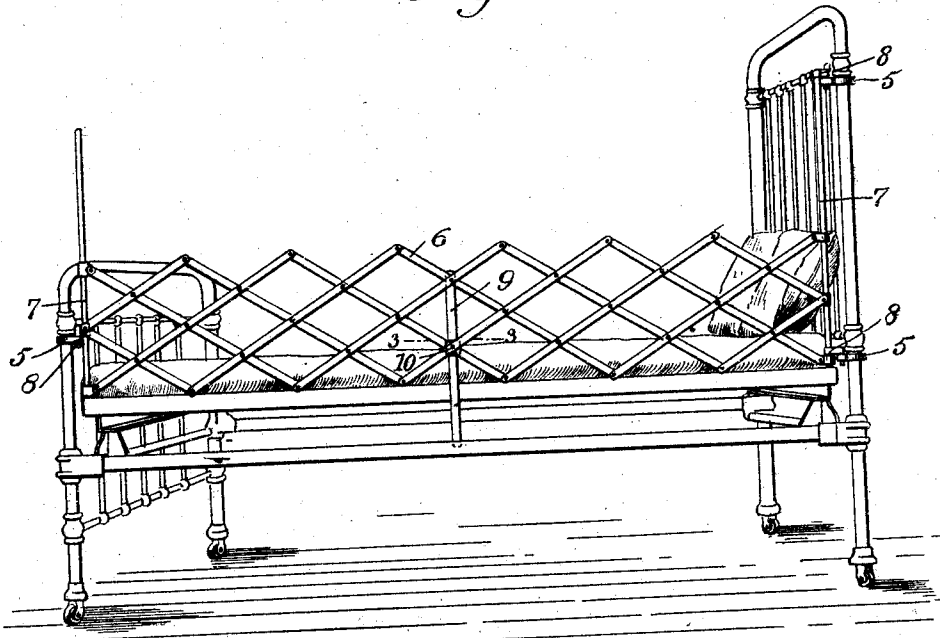


Fig. 2.

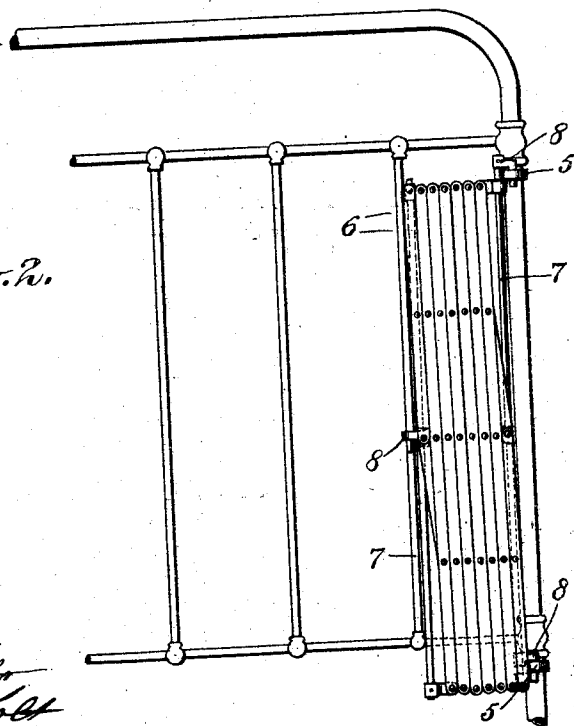
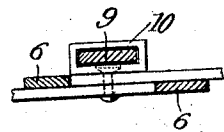


Fig. 3.



WITNESSES

Geo. W. Taylor
W. H. [unclear]

INVENTORS
Herman Thurm
Albert Thurm
BY *Munn Co.*
ATTORNEYS

UNITED STATES PATENT OFFICE.

HERMAN THURM AND ALBERT THURM, OF NEW HAVEN, CONNECTICUT.

GATE FOR BEDS, &c.

No. 908,904.

Specification of Letters Patent.

Patented Jan. 5, 1909.

Application filed August 19, 1908. Serial No 449,249.

To all whom it may concern:

Be it known that we, HERMAN THURM and ALBERT THURM, citizens of the United States, and residents of New Haven, in the county of New Haven and State of Connecticut, have invented a new and Improved Gate for Beds, &c., of which the following is a full, clear, and exact description.

This invention is an improvement in gates such as are designed to be used in connection with beds, windows, etc. to prevent children from falling out.

It is our aim to produce a gate embodying strength and simplicity, which may be readily applied to and detached from the side of any ordinary form of bed, and which is adapted to be folded up to the head board or foot board and thus occupy a removed position when it is not in use. This we accomplish by constructing a folding gate of the type composed of crossed bars pivoted at their points of intersection, and detachably connect its ends to the posts at one side of the bed. Intermediate the length of the gate we provide it with a leg which engages behind the side bar of the bed and prevents the unsupported portion of the gate from being pressed out laterally.

Reference is to be had to the accompanying drawings forming a part of this specification, in which similar characters of reference indicate corresponding parts in all of the views.

Figure 1 is perspective view of a bed having our improved gate applied thereto; Fig. 2 is a fragmentary view of the bed, showing the position occupied by the gate when folded, as when not in use; and Fig. 3 is a sectional view showing the connection of the intermediate leg with the gate.

Our improved gate is adapted to be applied to any form of window or bed or other opening where children are liable to fall out and be injured. In the illustration we have shown the gate applied to a metal bed of a well-known form, which we provide with eyelet clips or brackets 5, two of such brackets being secured in proper spaced relation on a post of the head board and one on a post of the foot board.

The general construction of the gate is of well-known character, being made up of crossed bars 6 pivotally connected at their

points of intersection, whereby the gate may be folded and elongated. Each end of the gate is attached to a vertical rod 7 in such a manner that the folding and extending of the gate will not be interfered with, this being accomplished by providing sliding connections between the crossed bars and the rod at the points where they are joined above the bottom of the gate. The rods are provided with offset fingers or pins 8, so positioned as to register with and engage in the eyes of the brackets attached to the bed posts.

Near the center of the gate a depending bar 9 is connected at the intersection of the bars 6 and extends a substantial distance below the bottom of the gate, where it is adapted to engage behind the side bar of the bed and prevent the gate from being laterally forced out at its unsupported portion. In order that this bar may not interfere with the folding and extending of the gate it is fixed to but one pivot only of the cross-bars 6, the other pivot or pivots having a sliding connection with the bar 9, for which purpose the pivot is provided with a keeper 10, as shown in Fig. 3.

With the gate applied as shown in Fig. 1, when it is desired to remove the same, when it is not in use, it is only necessary to lift one end, usually that end at the foot of the bed, and fold it against the head of the bed, as shown in Fig. 2, in which position it does not interfere with the ordinary usage of the bed or with the adjustment of the bed clothing.

Having thus described our invention, we claim as new and desire to secure by Letters Patent:

1. The combination of a gate composed of cross bars pivoted together at their points of intersection, adapting the gate to be folded and extended, and a bar for holding the gate against outward lateral thrust, attached intermediate the length of the gate and vertically movable with the folding and extension of the gate.

2. In combination with a bed, a gate detachably connected at opposite ends at one side of the bed, said gate being composed of crossed bars pivotally connected together at their points of intersection, whereby when one end of the gate is detached it is adapted

to be folded toward the opposite end, and a
bar in connection with the intermediate por-
tion of the gate to engage behind the side
bar of the bed when the gate is extended and
5 hold the gate against outward lateral move-
ment.

In testimony whereof we have signed our

names to this specification in the presence of
two subscribing witnesses.

HERMAN THURM.
ALBERT THURM.

Witnesses:

E. MAHER,
A. SCHMITT.