

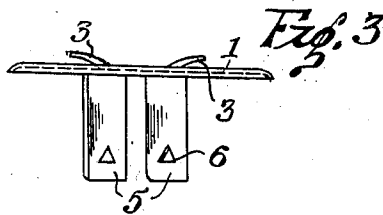
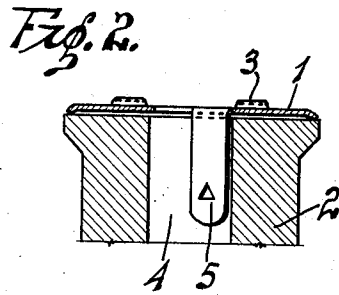
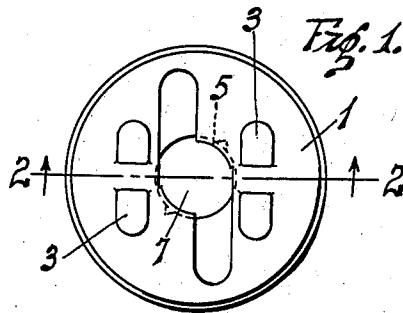
Jan. 24, 1939.

R. C. HAWKINS

2,145,178

THREAD HOLDER FOR SPOOLS

Filed Feb. 18, 1935



INVENTOR.
ROE C. HAWKINS.
BY.
H. A. Duchman
ATTORNEY.

UNITED STATES PATENT OFFICE

2,145,178

THREAD HOLDER FOR SPOOLS

Roe C. Hawkins, Long Beach, Calif.

Application February 18, 1935, Serial No. 7,045

1 Claim. (Cl. 242—126)

This invention relates to a thread holder and/or cutter for spools whereby the loose end of the thread is securely held and prevented from unwinding, and the holding means will also serve to sever the thread upon application of a pull on the thread.

5 An object of my invention is to provide a thread holder of the character stated which is positioned on the end of a spool and which will effectively hold or sever the thread in a novel manner.

10 Another object is to provide a thread holding attachment for spools which is mounted on the end of the spool and which is provided with means to hold and sever the thread.

15 Still another object is to provide a thread holder which is simple in construction and inexpensive to manufacture.

20 Other objects, advantages and features of invention may appear from the accompanying drawing, the subjoined detailed description, and the appended claim.

In the drawing

25 Figure 1 is a top plan view of the thread holder mounted on a spool.

Figure 2 is a sectional view taken on line 2—2 of Fig. 1.

Figure 3 is a side elevation of the thread holder.

30 Referring more particularly to the drawing, the numeral 1 indicates a disc formed of a light metal, which disc is approximately the same diameter as the end of the spool 2. A plurality of thread holding lugs 3 are struck up from the disc 1 and are so arranged as to effectively retain the thread in the space between the bottom of the lug and the upper face of the disc 1. The disc 1 is made of a very light sheet metal, and

consequently, the lugs 3 are quite thin so that the edges are somewhat knife-like and will sever the thread if said thread is pulled across one edge of the lug.

After the thread is cut on an edge of the lug 5 or lip, the loose end of the thread is pinched under the lip and thus retained so that the thread will not unwind from the spool.

The spool 2 is provided with the usual center bore 4 and the disc 1 is removably held on the end of the spool by means of a pair of downwardly extending spring arms 5 which extend into the bore 4. The arms 5 are also struck from the disc 1 and are bent downwardly so as to fit within the bore 4. The arms 5 may have sufficient spring therein to hold against the side of the spool bore, or a barb 6 may be formed on each arm so as to bite into the wood of the spool. A circular hole 7 is left in the center of the disc 1 conforming with the bore 4 so that the spool can be mounted on a sewing machine.

Having described my invention, I claim:

In combination with a thread spool having a bore therein, a thread holder comprising a metal disc, a pair of arms struck from the disc and bent downwardly, said arms extending into the bore whereby the disc is removably mounted on the end of the spool, said arms being cut from the disc to form a central opening therein and said arms being greater in length than the diameter of the central opening, and lugs struck from the disc and bent upwardly therefrom, said lugs being positioned adjacent the arms and on both sides thereof, said lugs being adapted to hold and cut the thread.

ROE C. HAWKINS.