



US00D627066S

(12) **United States Design Patent**
Romero

(10) **Patent No.:** **US D627,066 S**

(45) **Date of Patent:** **** Nov. 9, 2010**

(54) **SURGICAL INSTRUMENT HANDLE**

FOREIGN PATENT DOCUMENTS

(75) Inventor: **Paul R. Romero**, Loveland, CO (US)

JP 2001-276091 9/2001

(73) Assignee: **TYCO Healthcare Group LP**, Boulder, CO (US)

(Continued)

(**) Term: **14 Years**

Primary Examiner—Bridget L Eland

(21) Appl. No.: **29/352,349**

(57) **CLAIM**

(22) Filed: **Dec. 18, 2009**

The ornamental design for a surgical instrument handle, as shown and described.

(51) **LOC (9) Cl.** **24-02**

(52) **U.S. Cl.** **D24/133**

(58) **Field of Classification Search** D24/133,
D24/134, 135, 136, 137, 138, 139, 140, 141,
D24/142, 143, 146, 150, 152, 171, 144, 145,
D24/147, 148, 149, 151, 153, 154, 127, 128,
D24/129, 130, 106-108, 112, 111, 200;
D23/40, 47, 57, 60, 67, 68, 69, 80, 82, 83,
D23/84, 93, 94, 97, 107; D8/72, 73, 74;
600/184, 201-203, 210-218, 220-223, 224,
600/225-227; 606/7, 86 A, 86 B, 119

See application file for complete search history.

DESCRIPTION

FIG. 1 is a rear, left-side perspective view of a surgical instrument handle in accordance with the present design;

FIG. 2 is a front, left-side perspective view of the surgical instrument handle of FIG. 1;

FIG. 3 is a front elevation view of the surgical instrument handle of FIG. 1;

FIG. 4 is a rear elevation view of the surgical instrument handle of FIG. 1;

FIG. 5 is a right-side elevation view of the surgical instrument handle of FIG. 1, a left-side elevation view being a mirror image of FIG. 5;

FIG. 6 is a top, plan view of the surgical instrument handle of FIG. 1; and,

FIG. 7 is a bottom, plan view of the surgical instrument handle of FIG. 1.

The broken lines showing a curve adjacent to the handle in the FIG. 2 view and a circle in the FIG. 3 view represent the bounds of the claimed design while all other broken lines are directed to environment and are for illustrative purposes only; the broken lines form no part of the claimed design.

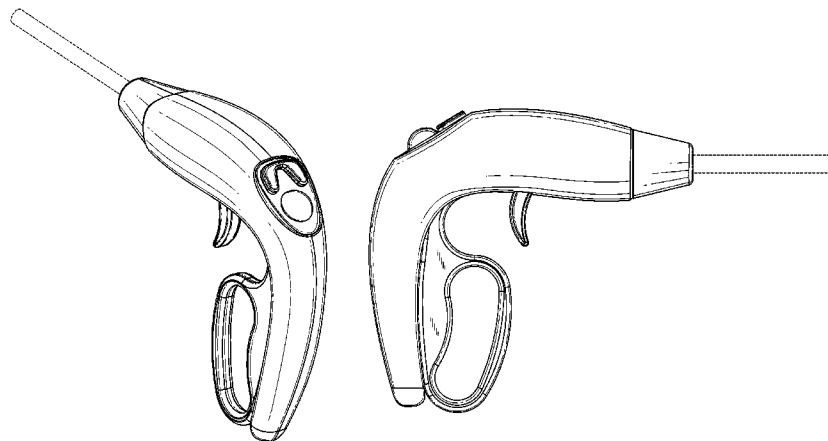
(56) **References Cited**

U.S. PATENT DOCUMENTS

3,572,325	A	3/1971	Bazell et al.	
D279,075	S *	6/1985	Nuesse et al.	D8/30
D280,378	S *	9/1985	Nuesse et al.	D8/30
5,250,063	A	10/1993	Abidin et al.	
5,273,026	A	12/1993	Wilk	
5,275,608	A	1/1994	Forman et al.	
5,405,344	A	4/1995	Williamson et al.	
D358,887	S *	5/1995	Feinberg	D24/143
5,520,678	A	5/1996	Heckele et al.	
5,626,609	A	5/1997	Zvenyatsky et al.	
5,695,522	A	12/1997	LeMaire, III et al.	
D394,994	S *	6/1998	Dreve	D8/30
5,792,165	A	8/1998	Klieman et al.	
5,817,119	A	10/1998	Klieman et al.	

(Continued)

1 Claim, 5 Drawing Sheets



US D627,066 S

Page 2

U.S. PATENT DOCUMENTS

5,827,323 A 10/1998 Klieman et al.
D453,376 S * 2/2002 McMahon et al. D24/108
6,443,973 B1 9/2002 Whitman
6,569,105 B1 5/2003 Kortebach et al.
6,666,854 B1 12/2003 Lange
D495,413 S * 8/2004 Perry et al. D24/108
D496,997 S * 10/2004 Dycus et al. D24/144
D499,181 S * 11/2004 Dycus et al. D24/144
6,858,005 B2 2/2005 Ohline et al.
D524,625 S * 7/2006 Wu D8/68
7,083,620 B2 8/2006 Jahns et al.
D527,600 S * 9/2006 Stratford D8/68
D531,311 S * 10/2006 Guerra et al. D24/146
D531,872 S * 11/2006 Aglassinger D8/68
D541,418 S * 4/2007 Schechter et al. D24/148
D541,611 S * 5/2007 Aglassinger D8/68
D547,154 S * 7/2007 Lee D8/68
D550,052 S * 9/2007 Lee D8/68

D559,386 S * 1/2008 Pease et al. D24/138
D575,401 S * 8/2008 Hixson et al. D24/144
D582,038 S * 12/2008 Swoyer et al. D24/144
D582,742 S * 12/2008 Aglassinger D8/68
7,615,067 B2 11/2009 Lee et al.
D605,488 S * 12/2009 Aglassinger D8/68
D605,489 S * 12/2009 Aglassinger D8/68
2005/0107824 A1 * 5/2005 Hillstead et al. 606/205
2005/0187575 A1 8/2005 Hallbeck et al.
2006/0259036 A1 * 11/2006 Tetzlaff et al. 606/51
2007/0095355 A1 5/2007 Oomori et al.
2007/0173814 A1 * 7/2007 Hixson et al. 606/51
2008/0046000 A1 2/2008 Lee et al.
2009/0054734 A1 2/2009 DeSantis et al.
2010/0106052 A1 * 4/2010 Uznanski et al. 600/562

FOREIGN PATENT DOCUMENTS

WO 95/07662 3/1995

* cited by examiner

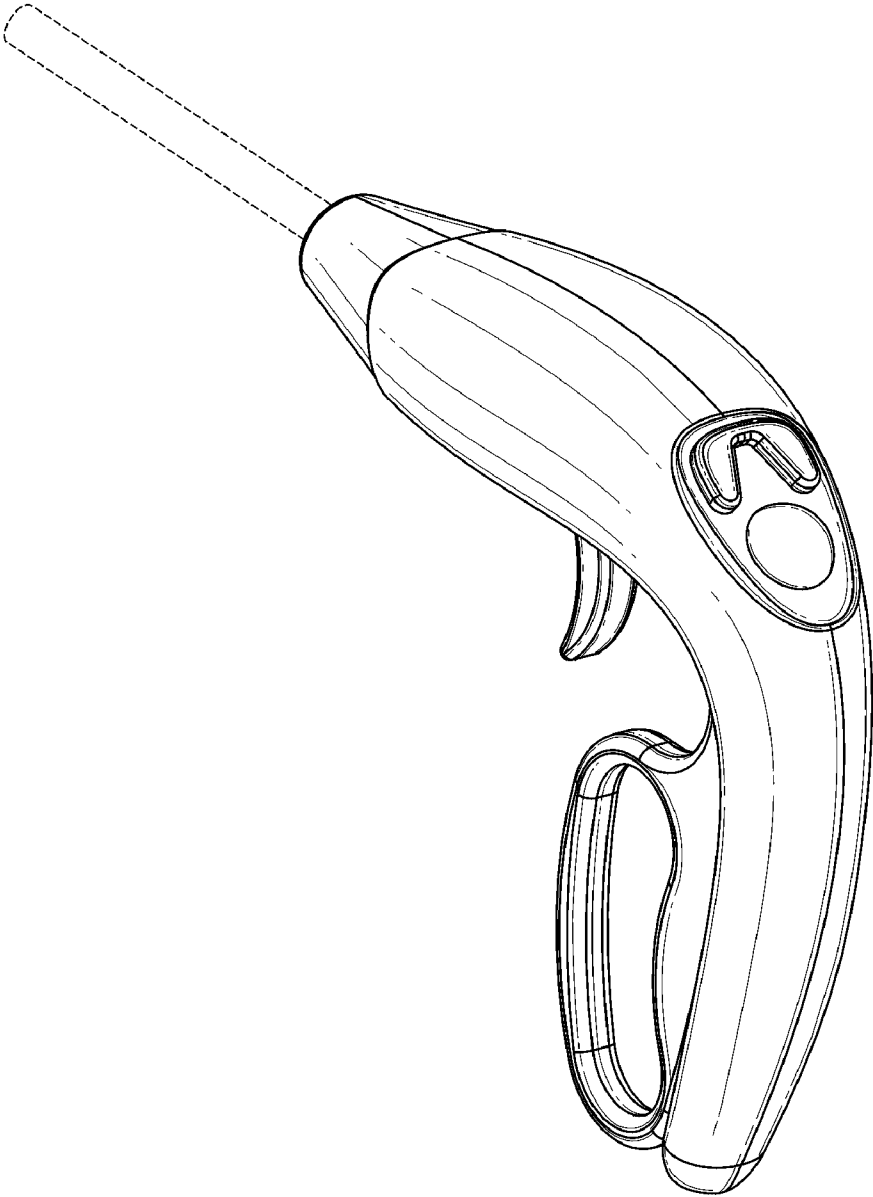


FIG. 1

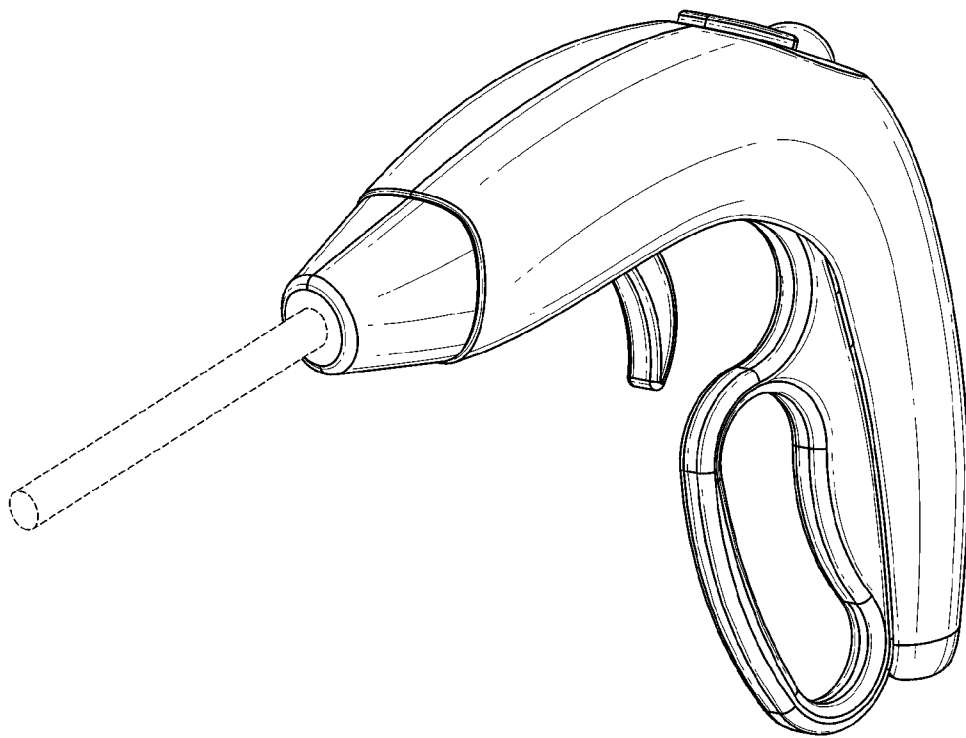


FIG. 2

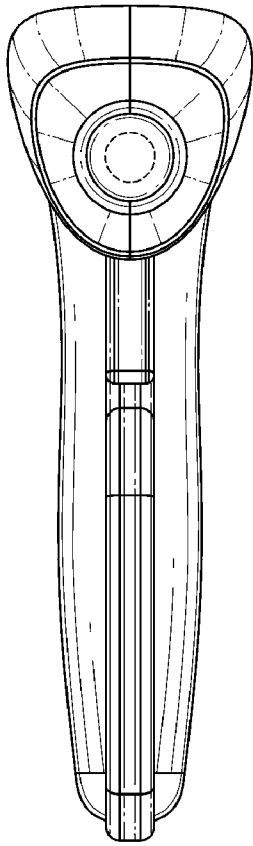


FIG. 3

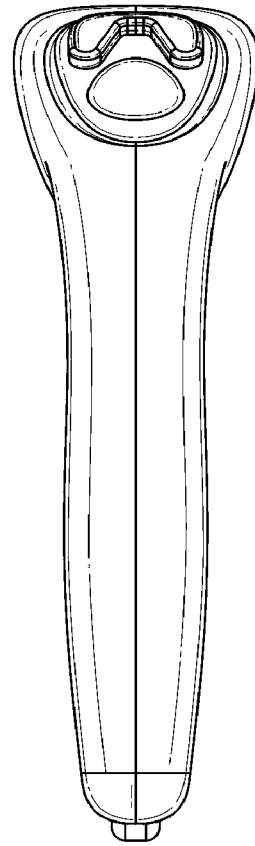


FIG. 4

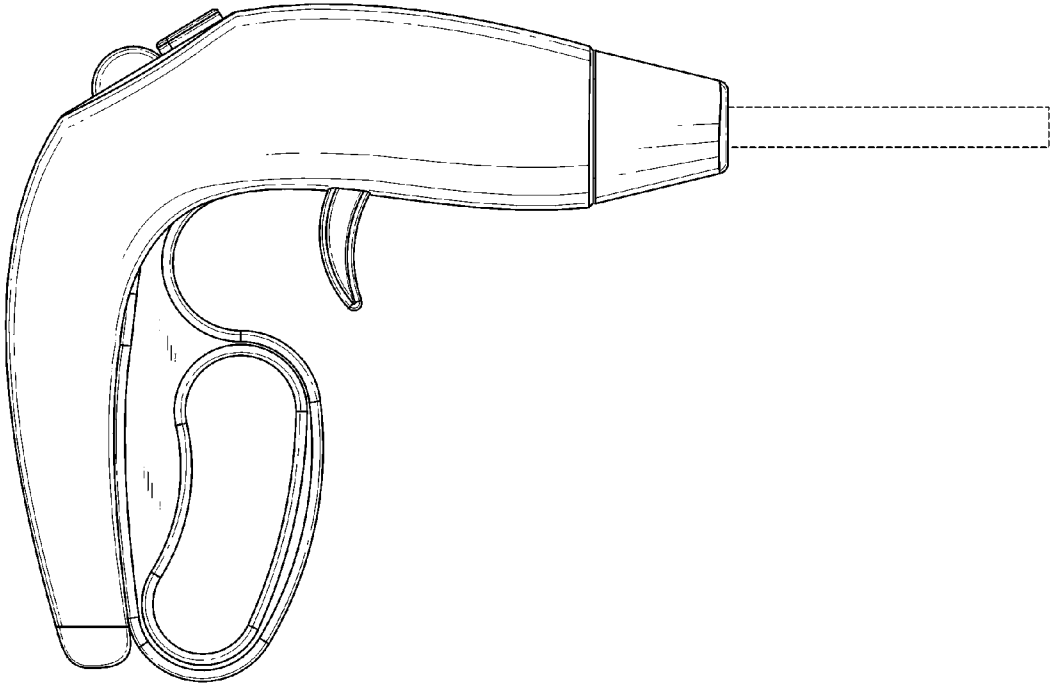


FIG. 5

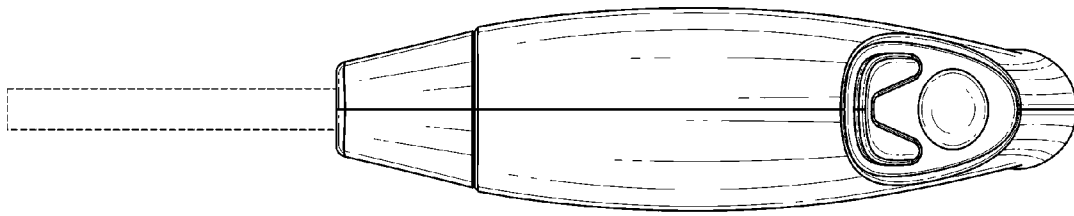


FIG. 6

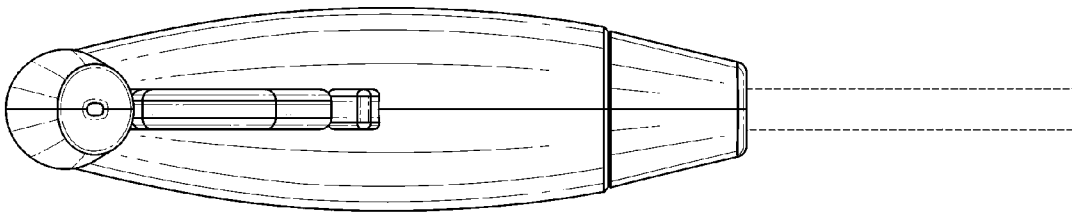


FIG. 7