



US00D802412S

(12) **United States Design Patent**
Cataudella et al.

(10) **Patent No.:** **US D802,412 S**

(45) **Date of Patent:** **** *Nov. 14, 2017**

- (54) **CARTON**
- (71) Applicant: **The Procter & Gamble Company**,
Cincinnati, OH (US)
- (72) Inventors: **Matthew Corey Cataudella**, West
Chester, OH (US); **Holly Amber
Chisholm**, Cincinnati, OH (US);
Lauren May Althaus, Cincinnati, OH
(US)
- (73) Assignee: **The Procter & Gamble Company**,
Cincinnati, OH (US)
- (*) Notice: This patent is subject to a terminal dis-
claimer.
- (**) Term: **15 Years**
- (21) Appl. No.: **29/559,175**
- (22) Filed: **Mar. 25, 2016**
- (51) **LOC (10) Cl.** **09-03**
- (52) **U.S. Cl.**
USPC **D9/415**
- (58) **Field of Classification Search**
USPC D9/415-419, 702-704, 430-434, 601,
D9/707-709, 730, 635, 720; D19/2;
D13/153; D7/392.1; D21/453;
D11/121; D30/121, 124; 206/278
CPC B65D 5/029; B29C 51/165; H04M 17/026
See application file for complete search history.

D316,970 S *	5/1991	Dawson	D9/415
D318,611 S *	7/1991	Sherman	D9/710
D319,176 S *	8/1991	Sherman	D9/710
D319,976 S *	9/1991	Wortley	D9/707
D386,078 S *	11/1997	Harper	D9/415
D396,002 S *	7/1998	Bell	D9/707
D400,098 S *	10/1998	Wang	D9/415
D424,931 S *	5/2000	Teasdale	D9/415
D430,794 S *	9/2000	Parent-Inch	D9/416
D432,415 S *	10/2000	Teasdale	D9/415
D439,513 S *	3/2001	Teasdale	D9/415
D468,195 S *	1/2003	Bell	D9/707
D472,149 S *	3/2003	Beals	D3/208
D485,945 S *	1/2004	Blasi	D28/66

(Continued)

Primary Examiner — Rhea Shields

(57) **CLAIM**

The ornamental design for a carton, as shown and described.

DESCRIPTION

FIG. 1 is a front perspective view of a first embodiment of a carton showing our new design;
 FIG. 2 is a front view thereof;
 FIG. 3 is a back view thereof;
 FIG. 4 is a first side view thereof;
 FIG. 5 is a second side view thereof;
 FIG. 6 is a top view thereof; and
 FIG. 7 is a bottom view thereof.
 FIG. 8 is a front perspective view of a second embodiment of a carton showing our new design;
 FIG. 9 is a front view thereof;
 FIG. 10 is a back view thereof;
 FIG. 11 is a first side view thereof;
 FIG. 12 is a second side view thereof;
 FIG. 13 is a top view thereof; and,
 FIG. 14 is a bottom view thereof.


In the drawings, the broken lines are for the purpose of illustrating environment only and form no part of the claimed design.

1 Claim, 10 Drawing Sheets

(56) **References Cited**

U.S. PATENT DOCUMENTS

3,407,969 A *	10/1968	Klein	B29C 51/165 222/107
4,645,876 A *	2/1987	Albertson	H04M 17/026 109/52
D306,561 S *	3/1990	Lee	D9/415
D308,338 S *	6/1990	Yeh	D9/415



(56)

References Cited

U.S. PATENT DOCUMENTS

6,672,762	B1 *	1/2004	Faircloth	B65D 5/029 206/278	D615,420	S *	5/2010	Joo	D9/730
D504,315	S *	4/2005	Lee	D9/635	D617,552	S *	6/2010	Martin, Jr.	D3/229
D504,745	S *	5/2005	Leech	D30/124	D634,646	S *	3/2011	Belko	D9/709
D521,860	S *	5/2006	Lee	D9/415	D636,662	S *	4/2011	Ignacio	D9/418
D522,381	S *	6/2006	Barton	D9/720	D640,551	S *	6/2011	Perkins-Stanaford	D9/431
D532,690	S *	11/2006	Oliveira	D9/431	D644,120	S *	8/2011	Kight	D9/418
D532,967	S *	12/2006	Wong	D3/234	D653,534	S *	2/2012	Shinn	D9/415
D534,424	S *	1/2007	Ellman	D9/430	D656,841	S *	4/2012	Echavarria	D9/709
D536,746	S *	2/2007	Murray	D21/453	D665,446	S *	8/2012	Mayer	D19/2
D548,612	S *	8/2007	Berman	D9/708	D677,576	S *	3/2013	Gridley	D9/601
D549,590	S *	8/2007	Mauerhan	D9/432	D684,542	S *	6/2013	Ledesma	D13/153
D550,569	S *	9/2007	Berman	D9/707	D684,867	S *	6/2013	English	D9/707
D550,570	S *	9/2007	Berman	D9/708	D713,265	S *	9/2014	Cooper	D11/121
D551,967	S *	10/2007	Hengami	D9/431	D723,385	S *	3/2015	Gaudard	D9/707
D591,150	S *	4/2009	Nomura	D9/434	D723,865	S *	3/2015	Lapsker	D7/392.1
D597,830	S *	8/2009	Andersen	D9/418	D723,935	S *	3/2015	Short	D9/704
D605,516	S *	12/2009	Yang	D9/415	D739,262	S *	9/2015	Rosen	D9/702
D607,343	S *	1/2010	Poirier	D9/707	D749,410	S *	2/2016	Horan	D9/415
					D753,993	S *	4/2016	Simmons	D9/430
					D758,179	S *	6/2016	Beck	D9/415
					D762,015	S *	7/2016	Pietrocarlo	D30/121
					D767,408	S *	9/2016	Shuster	D9/703

* cited by examiner




FIG. 1




FIG. 2

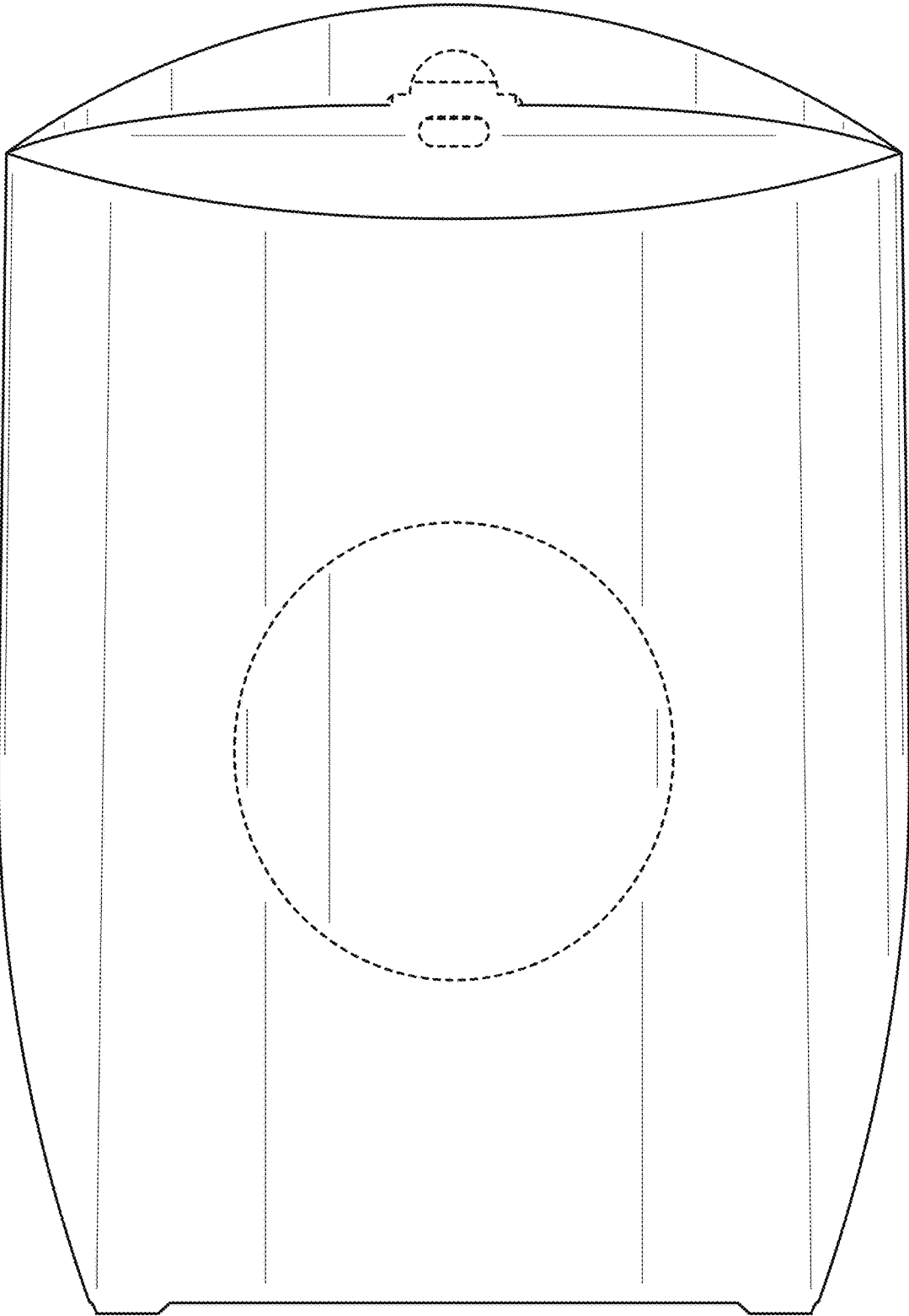


FIG. 3

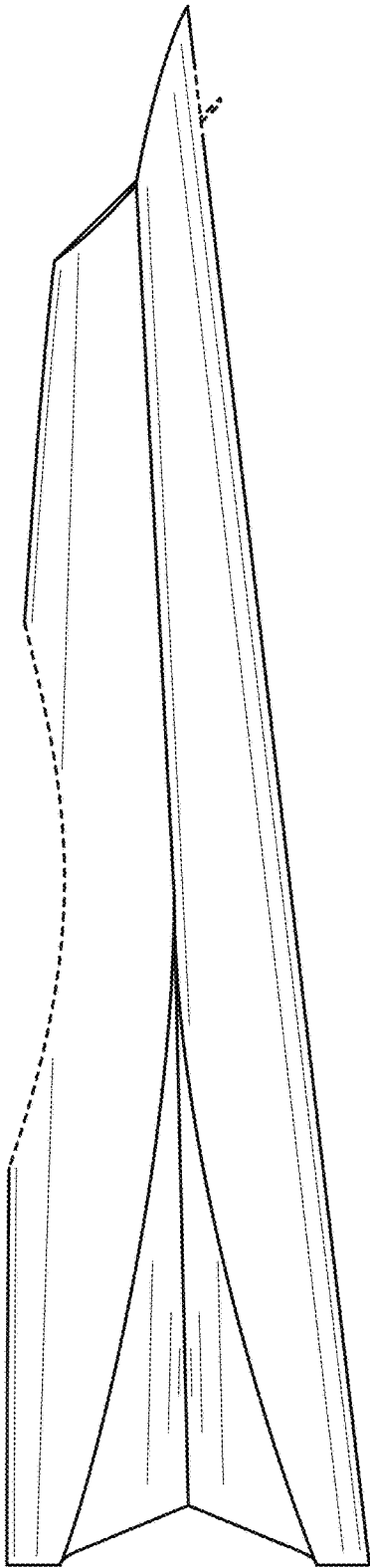


FIG. 4

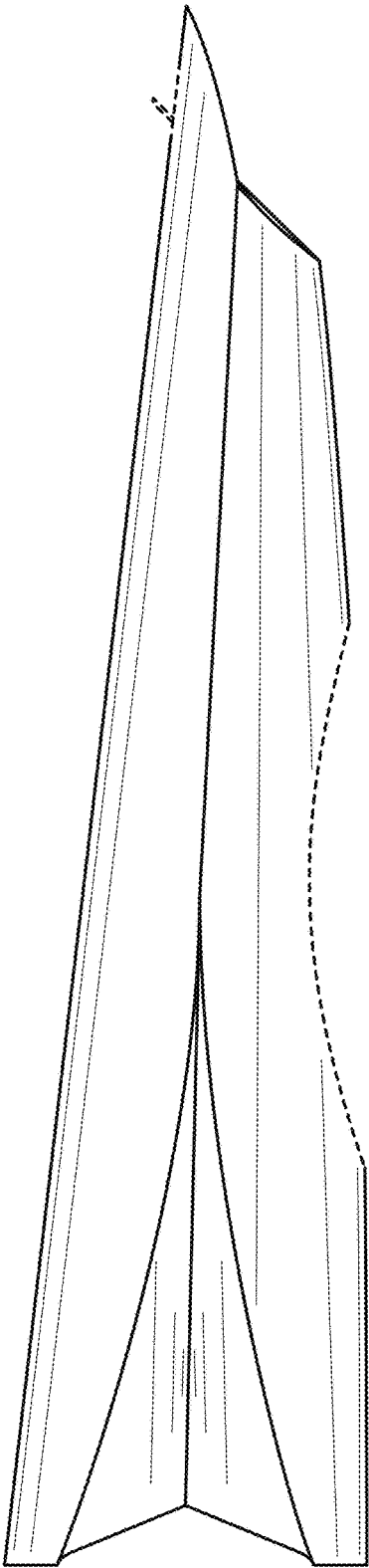


FIG. 5

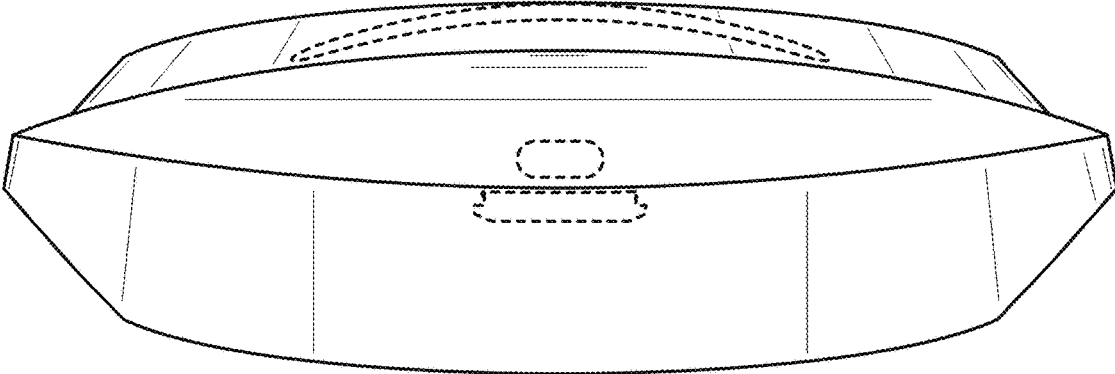


FIG. 6

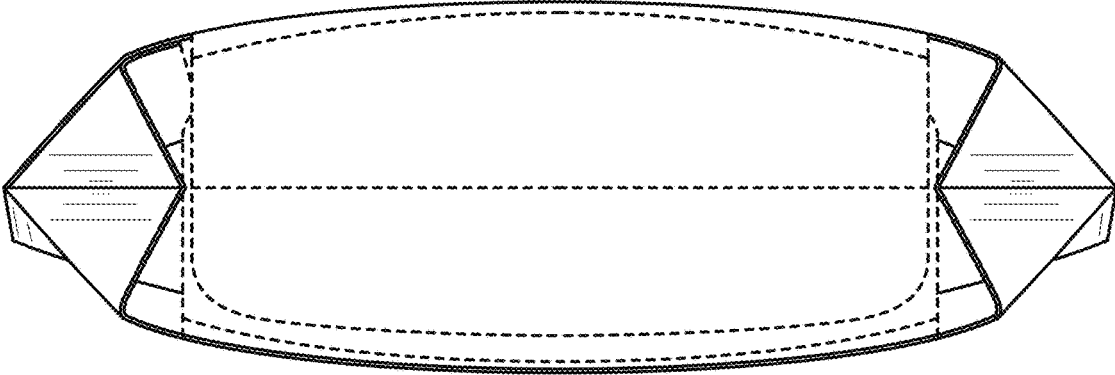


FIG. 7




FIG. 8

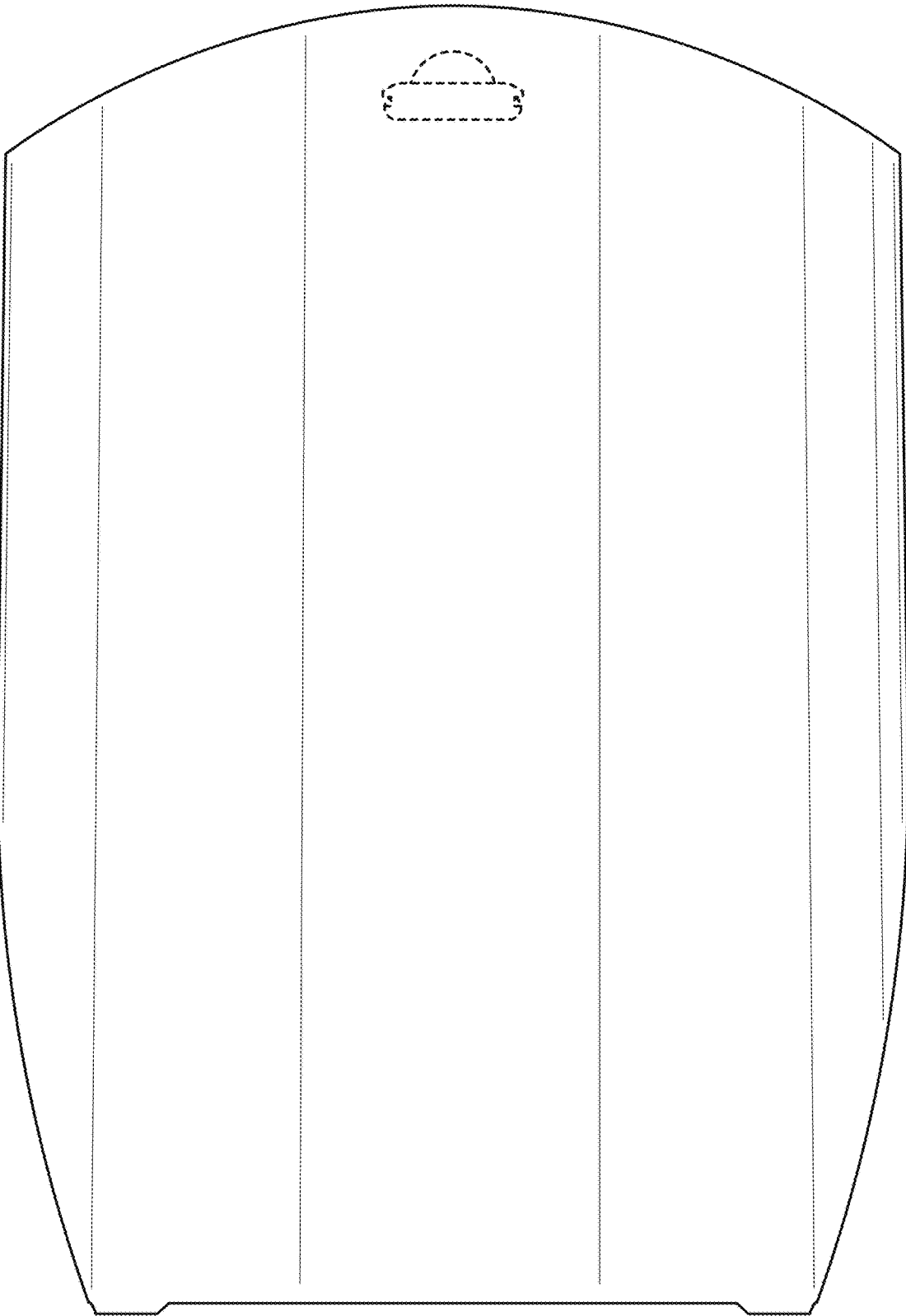


FIG. 9

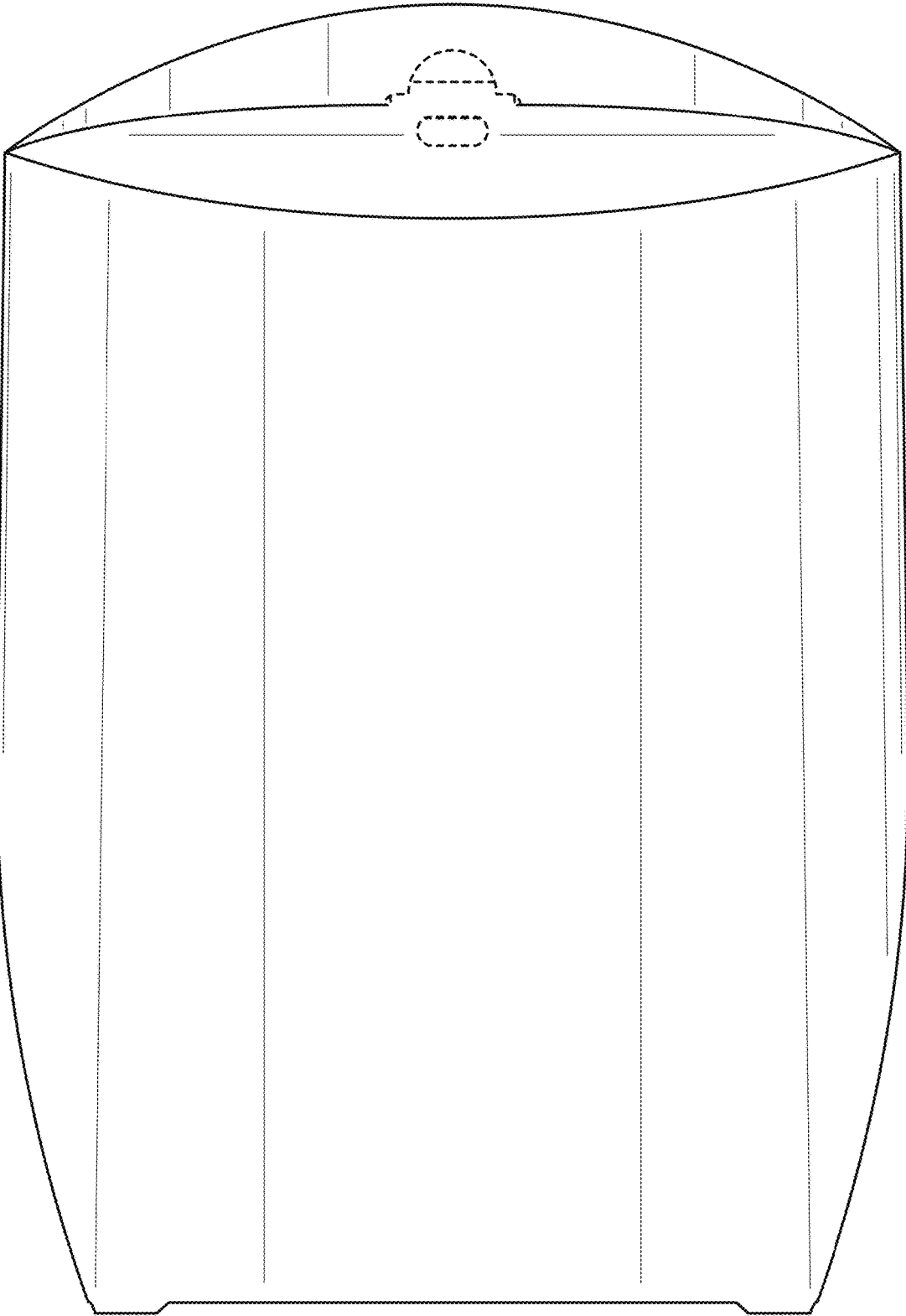


FIG. 10

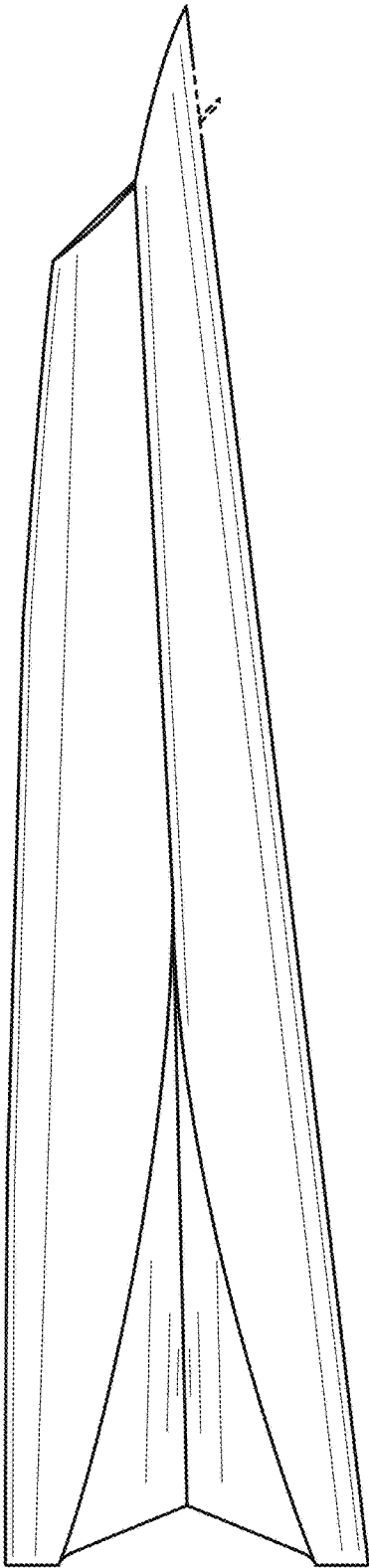


FIG. 11

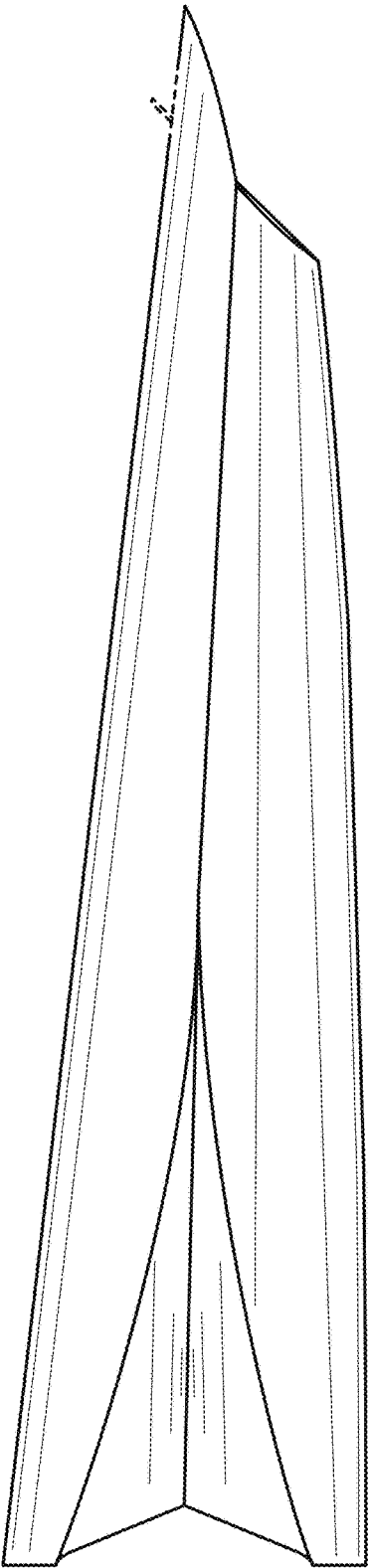


FIG. 12

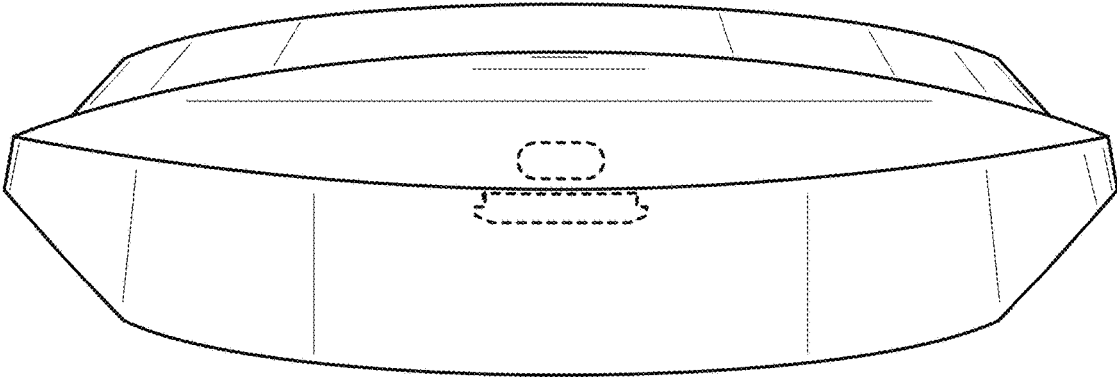


FIG. 13

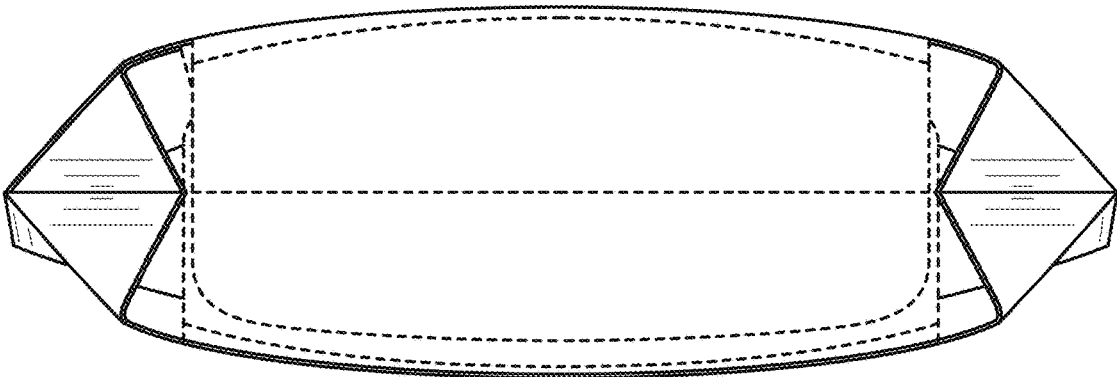


FIG. 14