



US0D1024362S

(12) **United States Design Patent**  
**McManigal**

(10) **Patent No.:** **US D1,024,362 S**

(45) **Date of Patent:** **\*\* Apr. 23, 2024**

- (54) **INSULATED FRAMING LUMBER**
- (71) Applicant: **Brett McManigal**, Rapid City, SD (US)
- (72) Inventor: **Brett McManigal**, Rapid City, SD (US)
- (\*\*) Term: **15 Years**
- (21) Appl. No.: **29/821,549**
- (22) Filed: **Dec. 30, 2021**
- (51) **LOC (14) Cl.** ..... **25-01**
- (52) **U.S. Cl.**  
USPC ..... **D25/126**
- (58) **Field of Classification Search**  
USPC ..... D25/126  
(Continued)

- (56) **References Cited**  
U.S. PATENT DOCUMENTS  
4,344,265 A \* 8/1982 Davidson ..... E04F 21/0015  
52/404.3  
5,123,177 A \* 6/1992 Koetter ..... F26B 21/02  
34/92  
(Continued)

*Primary Examiner* — Karen S Acker  
*Assistant Examiner* — Andrew D Golson  
 (74) *Attorney, Agent, or Firm* — Goodhue, Coleman & Owens, P.C.

(57) **CLAIM**  
 The ornamental design for an insulated framing lumber, as shown and described.

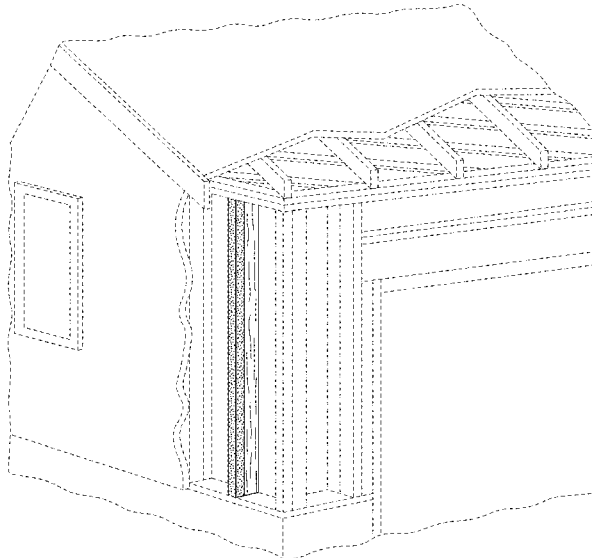
**DESCRIPTION**

FIG. 1 a perspective view of a first embodiment of an insulated framing lumber showing the new design;  
 FIG. 2 is another perspective view thereof;

FIG. 3 is a top view thereof;  
 FIG. 4 is a bottom view thereof;  
 FIG. 5 is a front view thereof;  
 FIG. 6 is a back view thereof;  
 FIG. 7 is a right side view thereof;  
 FIG. 8 is a left side view thereof;  
 FIG. 9 is a perspective view of a second embodiment thereof;  
 FIG. 10 is another perspective view thereof;  
 FIG. 11 is a top view thereof;  
 FIG. 12 is a bottom view thereof;  
 FIG. 13 is a front view thereof;  
 FIG. 14 is a back view thereof;  
 FIG. 15 is a right side view thereof;  
 FIG. 16 is a left side view thereof;  
 FIG. 17 is a perspective view of a third embodiment thereof;  
 FIG. 18 is another perspective view thereof;  
 FIG. 19 is a top view thereof;  
 FIG. 20 is a bottom view thereof;  
 FIG. 21 is a front view thereof;  
 FIG. 22 is a back view thereof;  
 FIG. 23 is a right side view thereof;  
 FIG. 24 is a left side view thereof;  
 FIG. 25 is a perspective view of a fourth embodiment thereof;  
 FIG. 26 is another perspective view thereof;  
 FIG. 27 is a top view thereof;  
 FIG. 28 is a bottom view thereof;  
 FIG. 29 is a front view thereof;  
 FIG. 30 is a back view thereof;  
 FIG. 31 is a right side view thereof; and,  
 FIG. 32 is a left side view thereof.

The broken lines depict environmental subject matter that forms no part of the claimed design. The drawings show symbolic break-lines along the height, width and depth of the insulating framing lumber. The break-lines and the spaces in between the break-lines form no part of the claimed design. The break lines and brackets are graphical symbols which form no part of the claimed design.

**1 Claim, 20 Drawing Sheets**



(58) **Field of Classification Search**

CPC ..... E06B 2003/7076; E06B 2003/708; E06B  
5/00; E04D 13/1637

See application file for complete search history.

(56) **References Cited**

U.S. PATENT DOCUMENTS

6,125,608	A	10/2000	Charlson	
2003/0159396	A1*	8/2003	Brown .....	E04B 5/12 52/272
2008/0283702	A1*	11/2008	Ikerd .....	E04B 1/2604 248/228.1
2010/0236172	A1*	9/2010	Wirth .....	E04B 1/26 52/309.4
2011/0239573	A1*	10/2011	Lockhart .....	E04B 2/7412 52/404.1
2012/0011793	A1*	1/2012	Clark .....	E04C 3/29 156/305
2017/0247883	A1*	8/2017	Iverson .....	E04C 3/16
2019/0145101	A1*	5/2019	Costanza .....	B32B 27/065 52/309.8
2019/0168410	A1*	6/2019	Conboy .....	E04B 1/10
2022/0080698	A1*	3/2022	Laing .....	B32B 7/12

\* cited by examiner

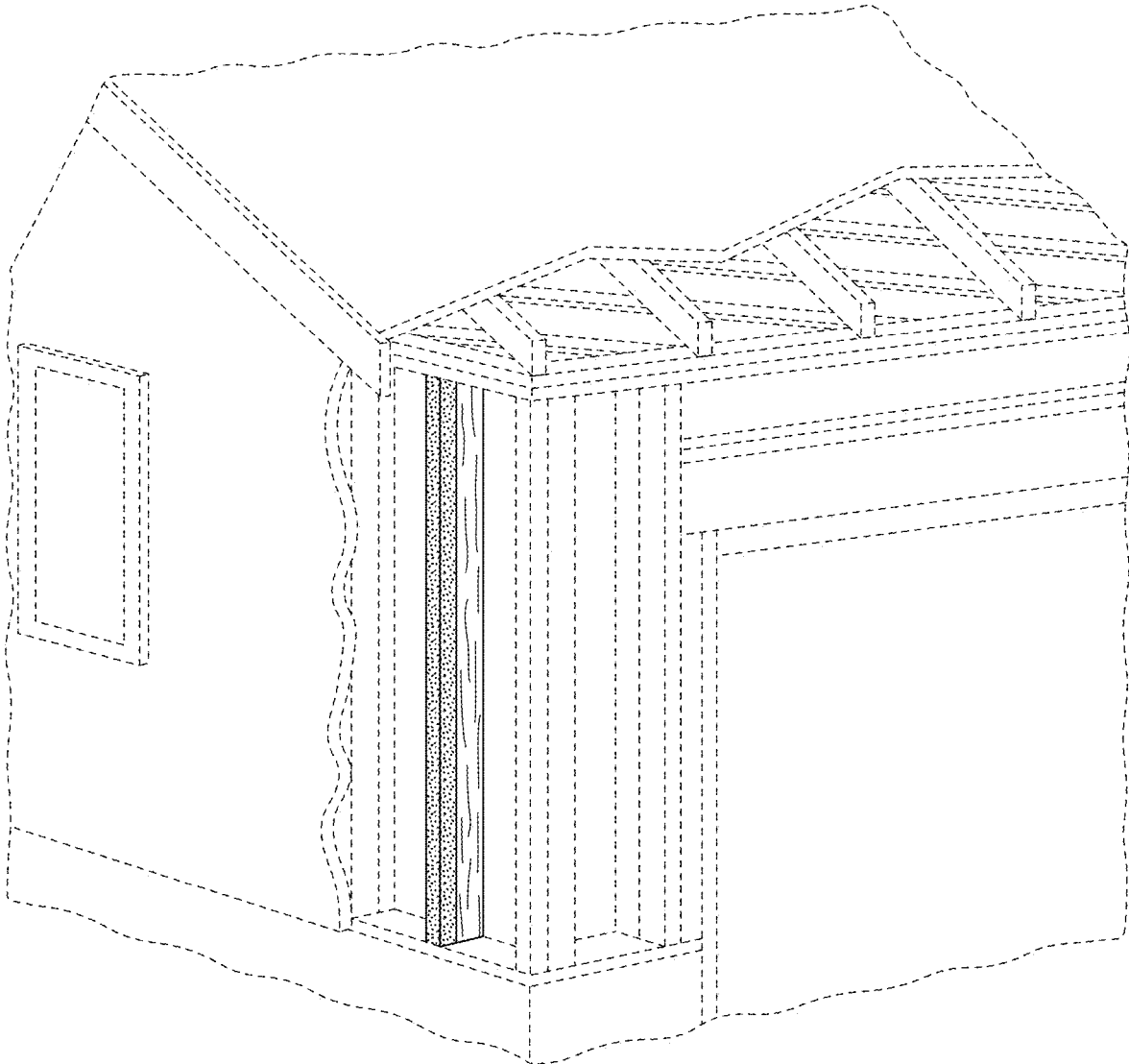


FIG. 1

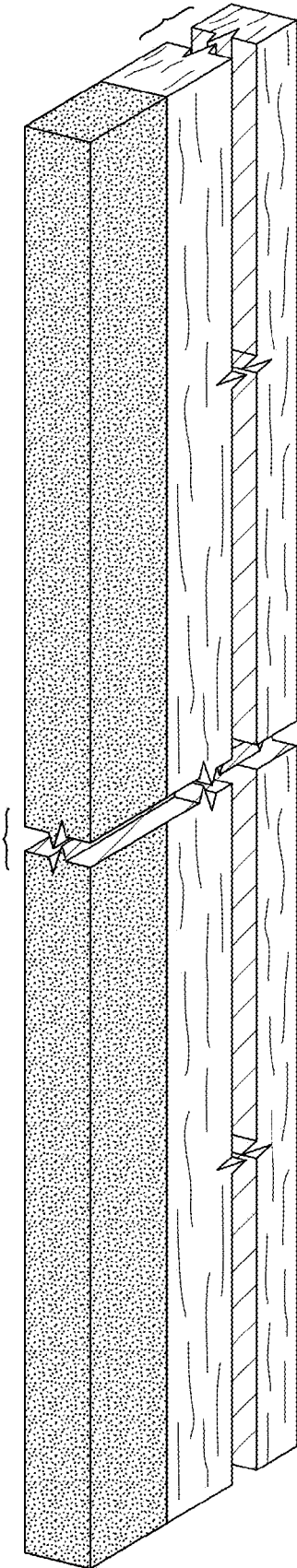


FIG. 2

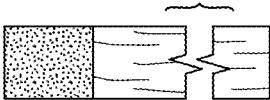


FIG. 3

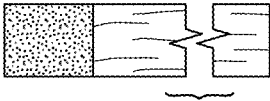


FIG. 4

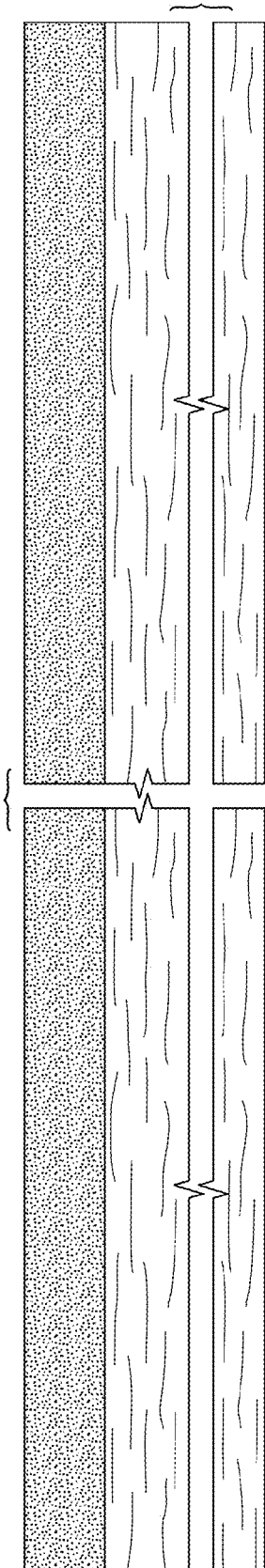


FIG. 5

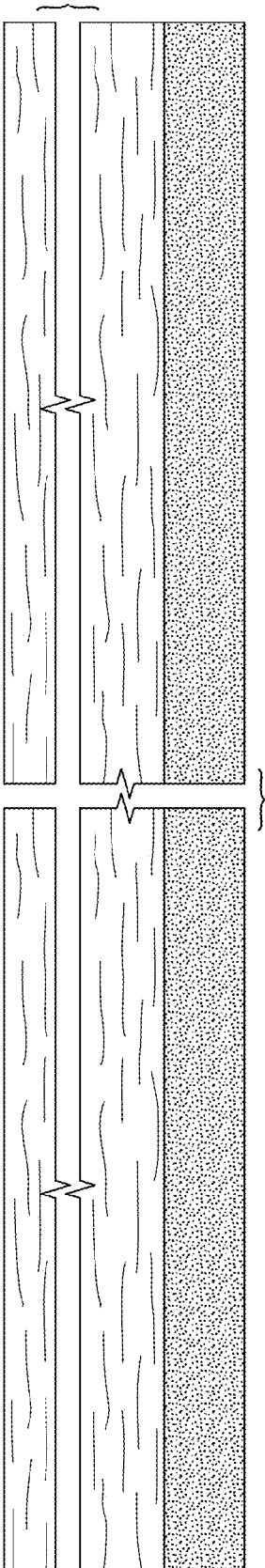


FIG. 6



FIG. 7



FIG. 8

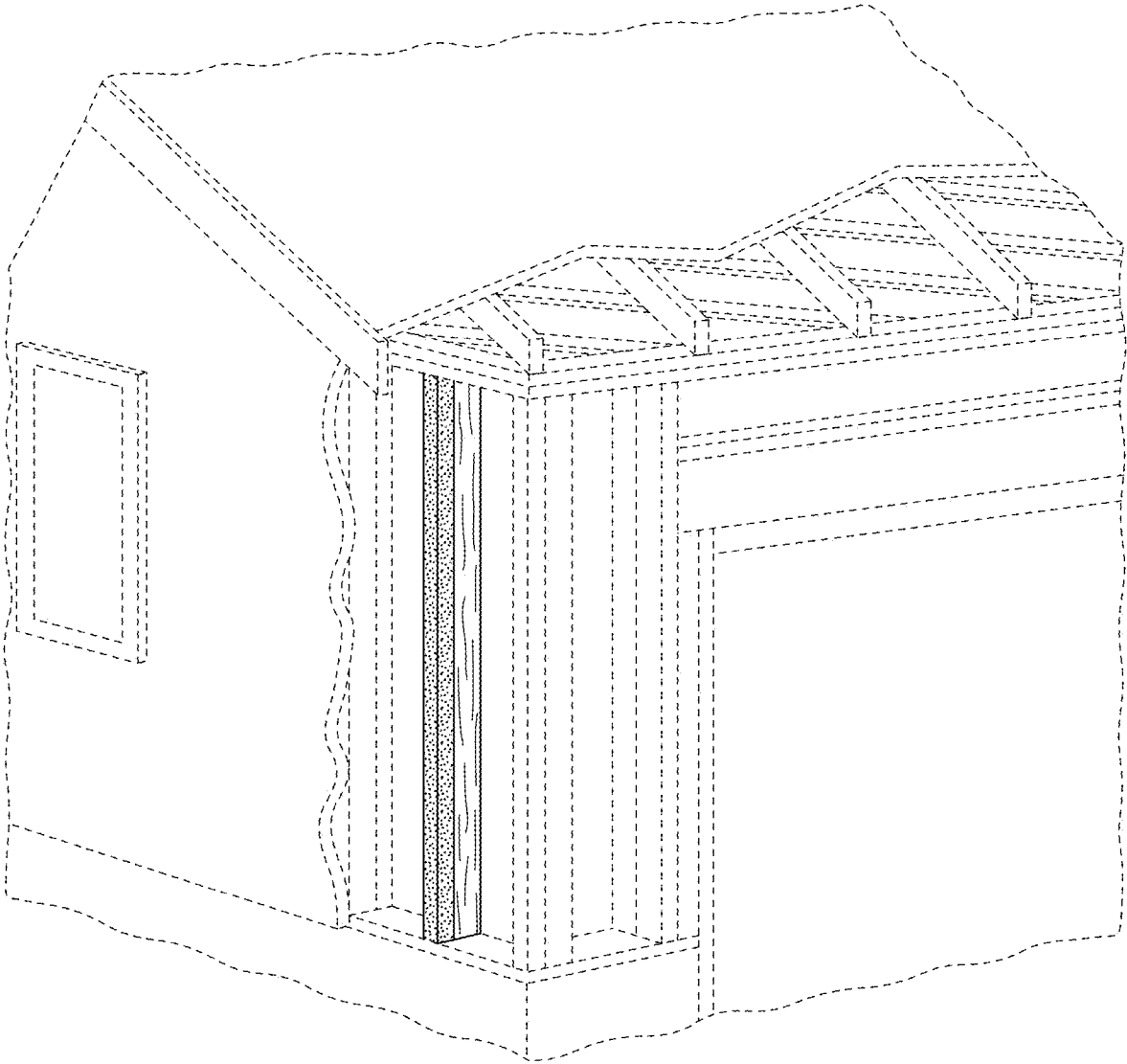


FIG. 9

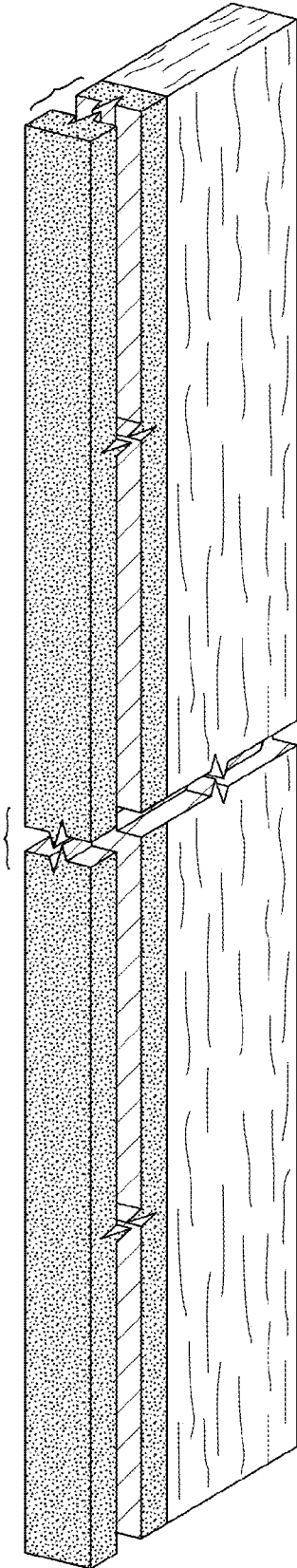


FIG. 10



FIG. 11

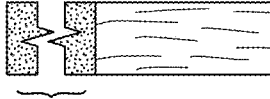


FIG. 12

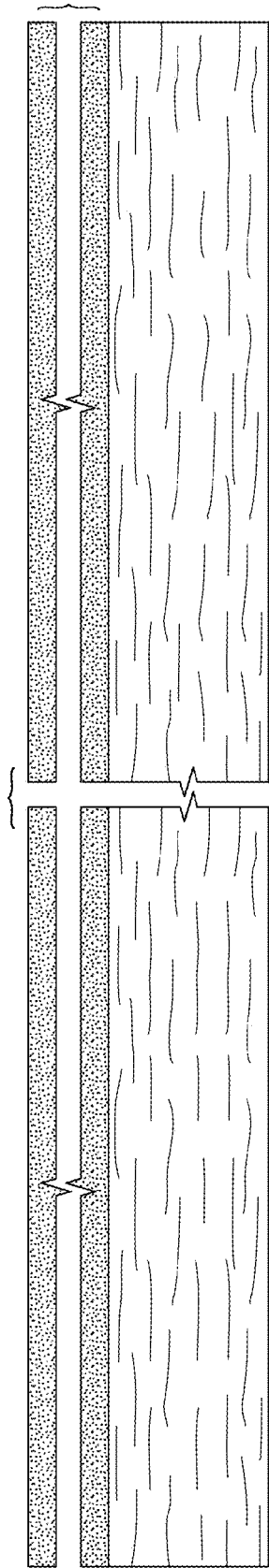


FIG. 13

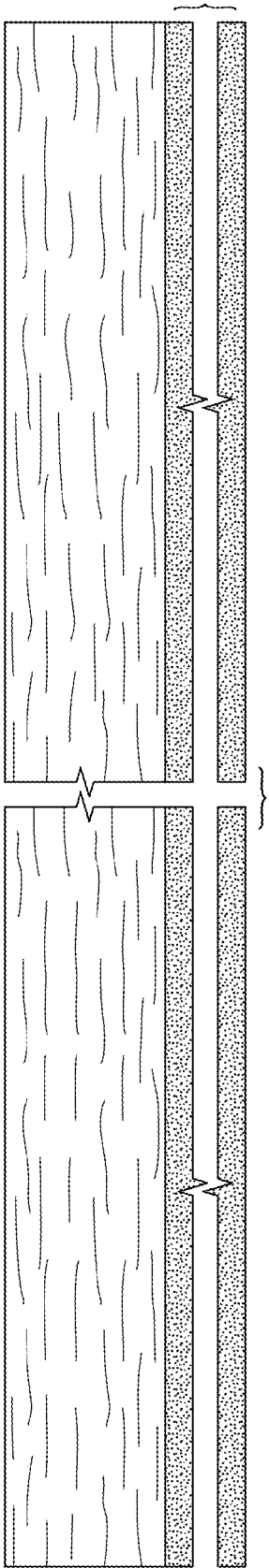


FIG. 14



FIG. 15



FIG. 16

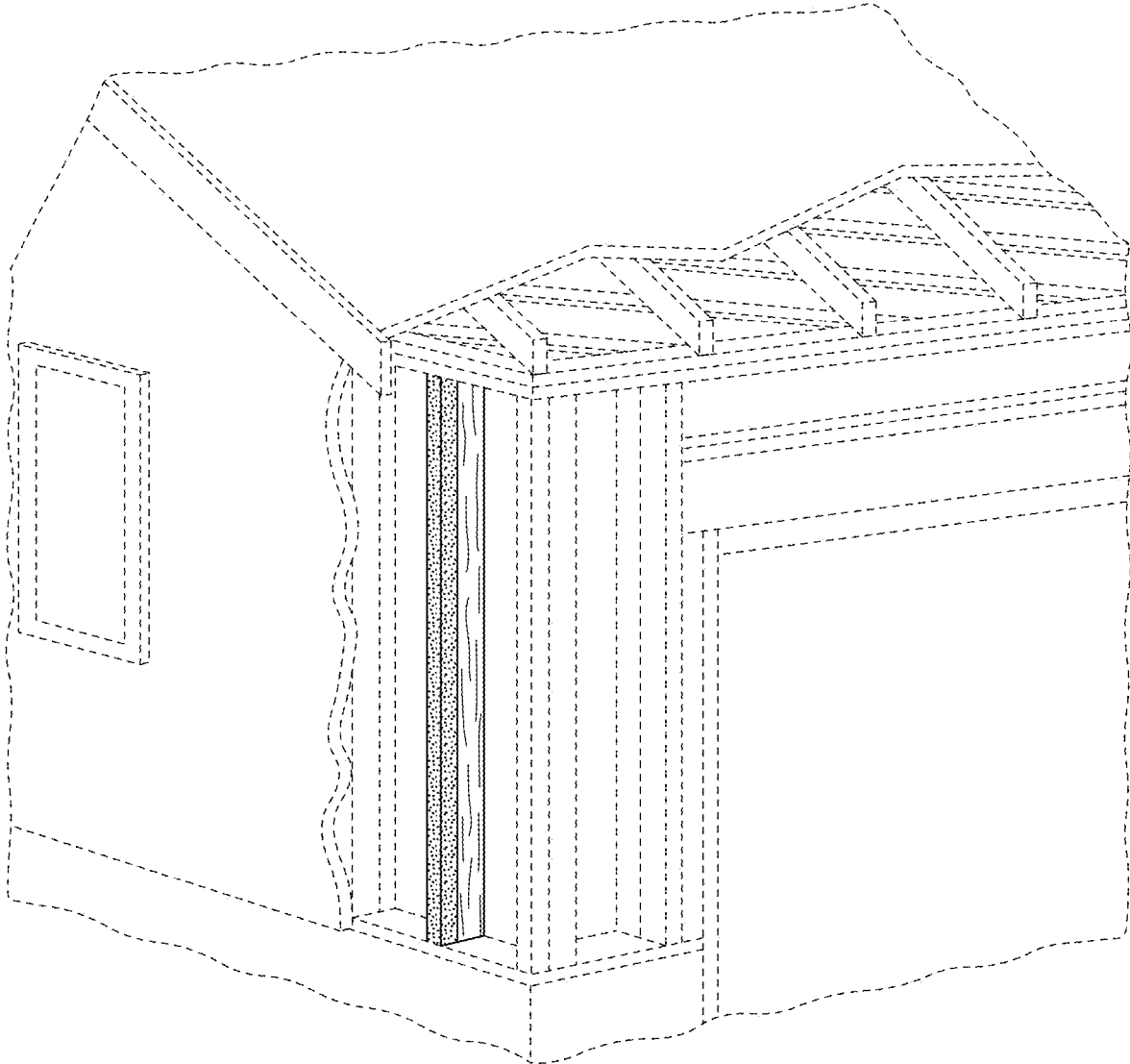


FIG. 17

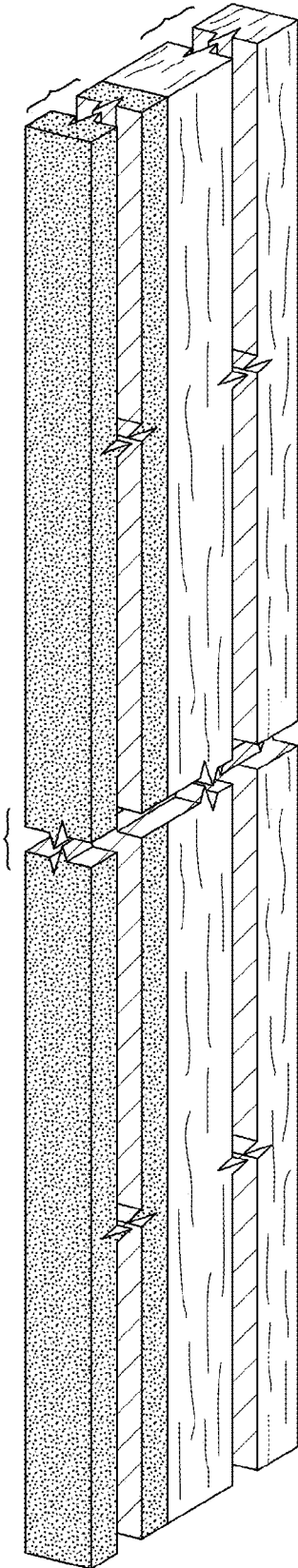


FIG. 18

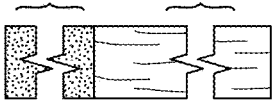


FIG. 19

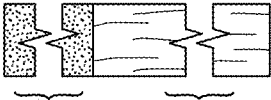


FIG. 20

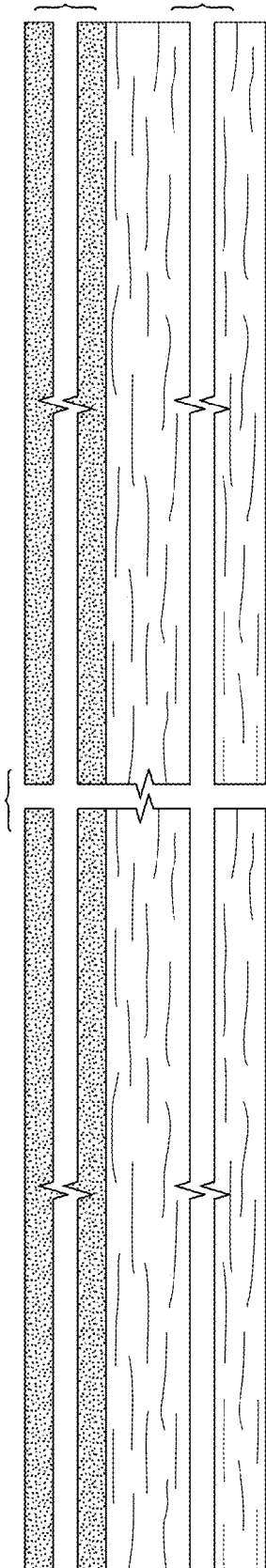


FIG. 21

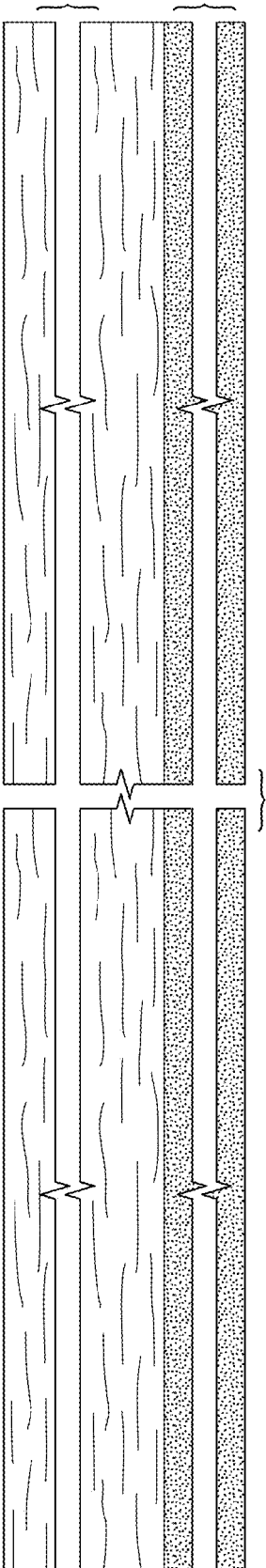


FIG. 22



FIG. 23



FIG. 24

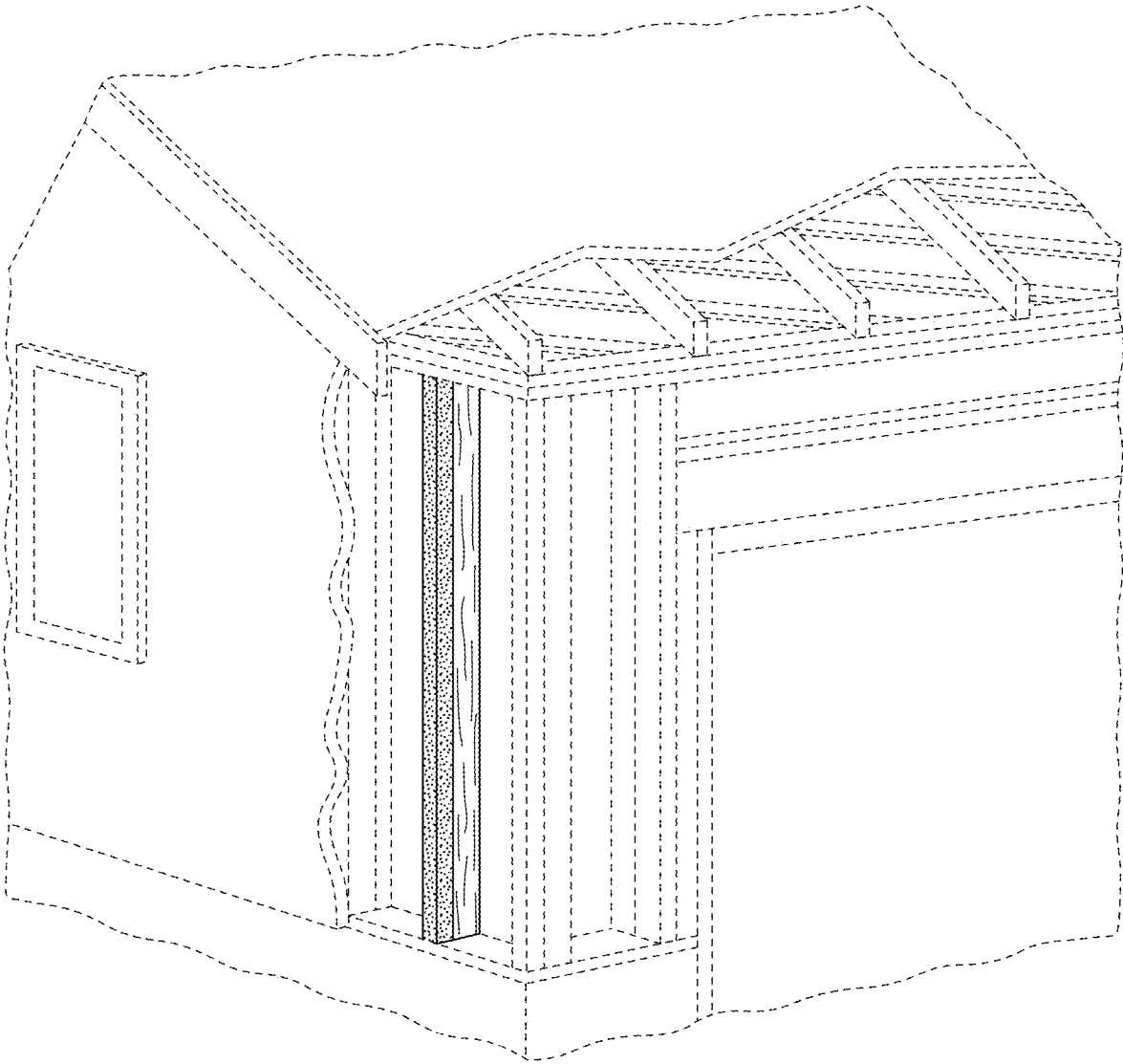


FIG. 25

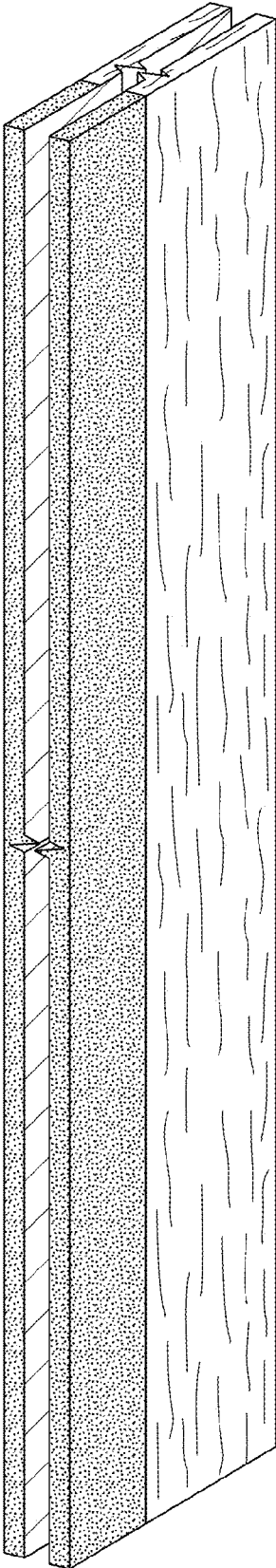


FIG. 26

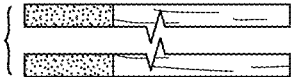


FIG. 27



FIG. 28

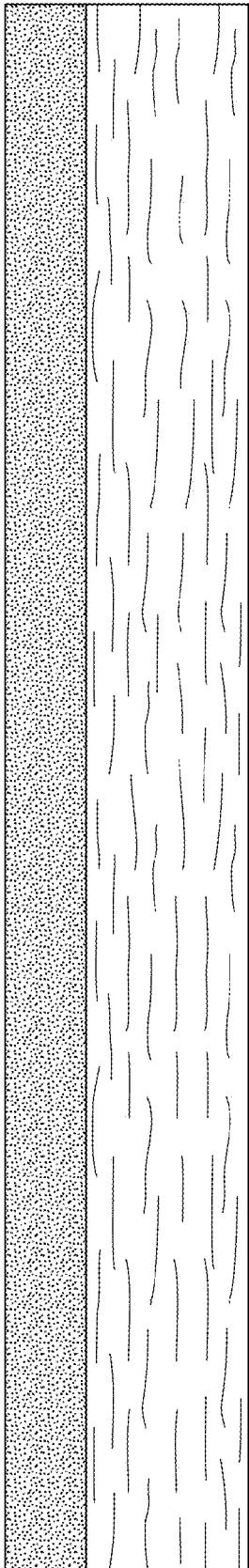


FIG. 29

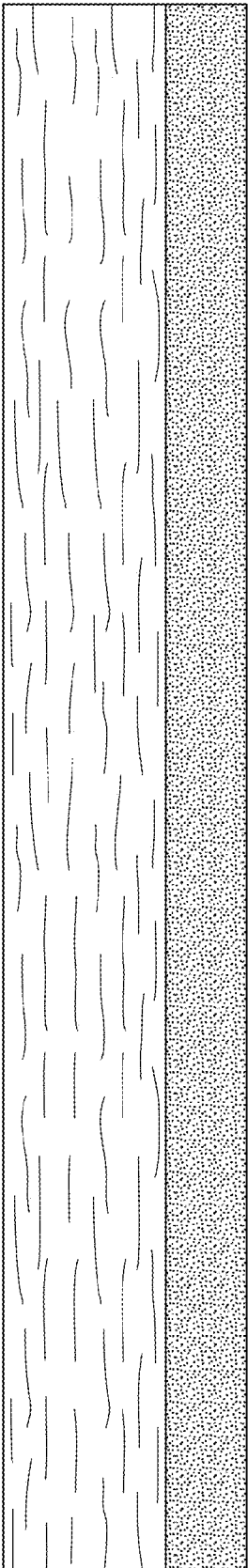


FIG. 30



FIG. 31

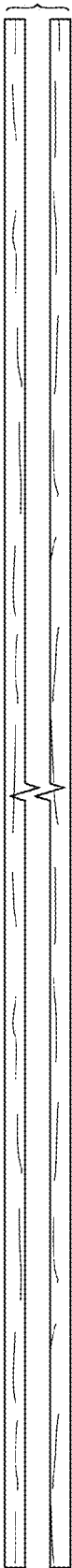


FIG. 32