



US00D501166S

(12) **United States Design Patent**
Tuccinardi et al.

(10) **Patent No.:** **US D501,166 S**

(45) **Date of Patent:** **** Jan. 25, 2005**

(54) **SUN VISOR HAVING A VIDEO MONITOR**

(75) Inventors: **Eugene M. Tuccinardi**, Temecula, CA (US); **Ernesto R. Haack**, Perris, CA (US); **Robert Murphy**, Lake Elsinore, CA (US); **Jon A. Molo**, Ontario, CA (US)

(73) Assignee: **Timely Innovations, LP**, Temecula, CA (US)

(**) Term: **14 Years**

(21) Appl. No.: **29/192,926**

(22) Filed: **Oct. 31, 2003**

(51) **LOC (7) Cl.** **12-16**

(52) **U.S. Cl.** **D12/191**

(58) **Field of Search** D12/191, 417, D12/190; D14/113-114, 138, 144, 239, 129; 296/97.1-97.7, 97.9, 97.11-97.13; 248/481, 484; 160/370, 211; 224/669-670, 277, 312; 379/428.01

(56) **References Cited**

U.S. PATENT DOCUMENTS

D294,495 S	*	3/1988	Nissley	D14/138
D315,890 S	*	4/1991	Lewo	D12/191
D316,242 S	*	4/1991	Lewo	D12/191
D353,568 S	*	12/1994	Tong	D12/191

D365,074 S	*	12/1995	Tong	D12/191
D366,440 S	*	1/1996	Tong	D12/191
D367,458 S	*	2/1996	Ziemer et al.	D12/191
D378,206 S	*	2/1997	Kulla	D12/191
D397,073 S	*	8/1998	Kui	D12/191
D420,360 S	*	2/2000	Amron	D14/239
D466,061 S	*	11/2002	Samora, Jr.	D12/191

* cited by examiner

Primary Examiner—Stacia Cadmus

(74) *Attorney, Agent, or Firm*—Knobbe, Martens, Olson & Bear, LLP

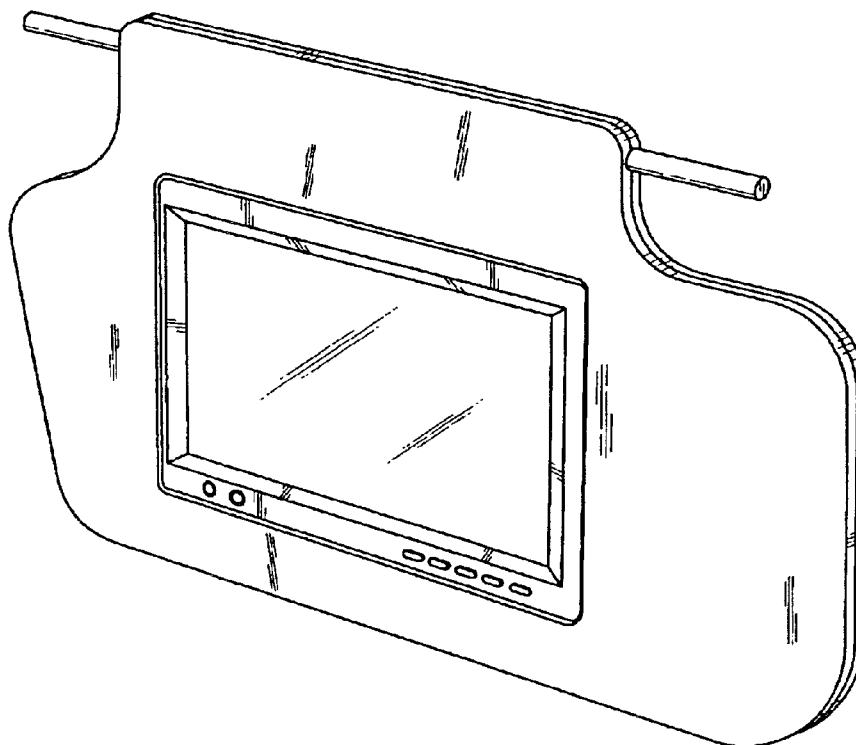
(57) **CLAIM**

The ornamental design for a sun visor having a video monitor, as shown and described.

DESCRIPTION

FIG. 1 is a right front perspective view of a sun visor having a video monitor of the present design; FIG. 2 is a front view of the visor of FIG. 1; FIG. 3 is a back view of the visor of FIG. 1; FIG. 4 is a top view of the visor of FIG. 1; FIG. 5 is a bottom view of the visor of FIG. 1; FIG. 6 is a left side elevational view of the visor of FIG. 1; and, FIG. 7 is a right side elevational view of the visor of FIG. 1.

1 Claim, 3 Drawing Sheets



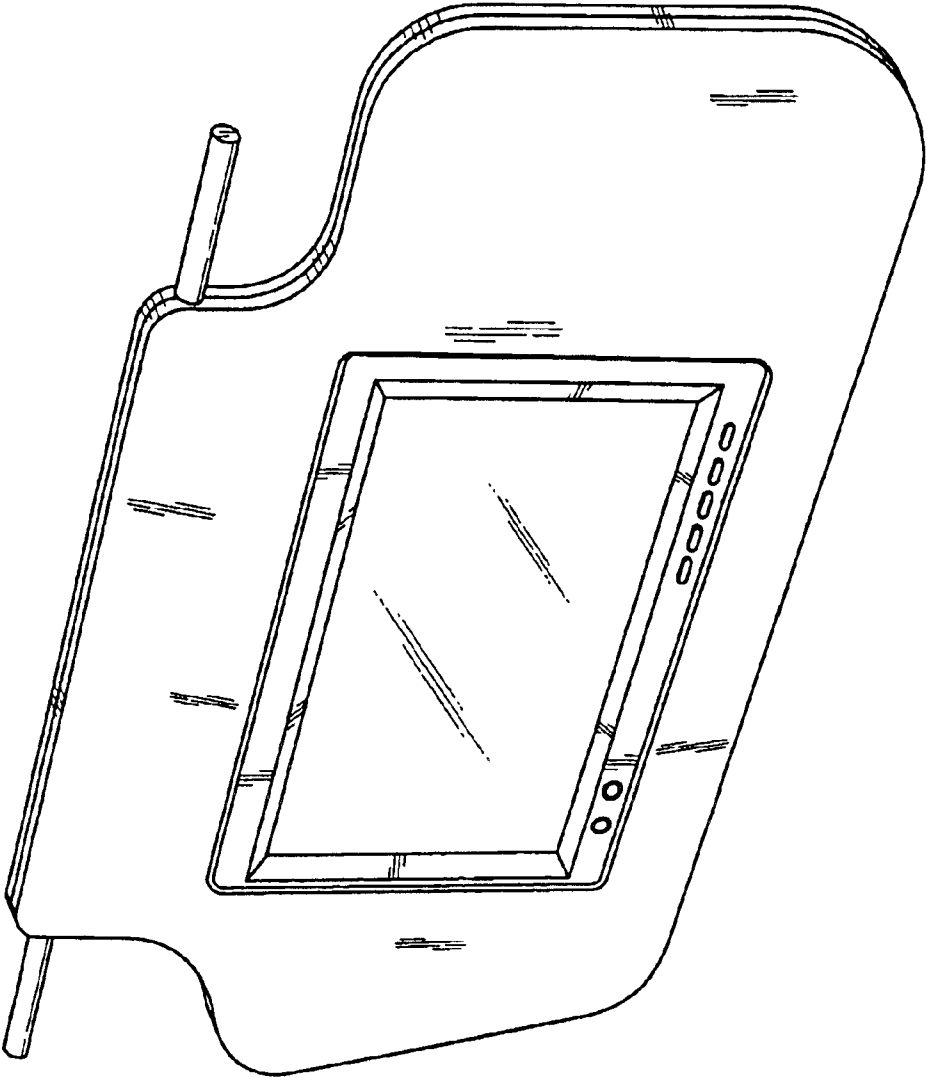


FIG. 1

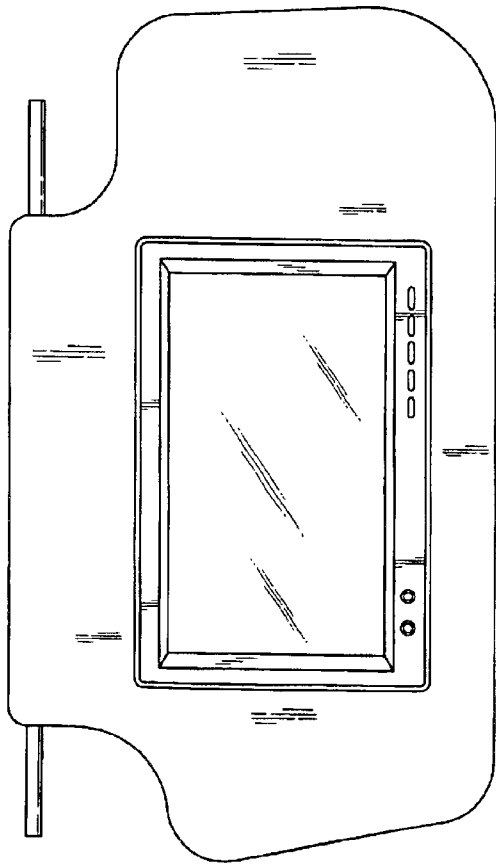


FIG. 2

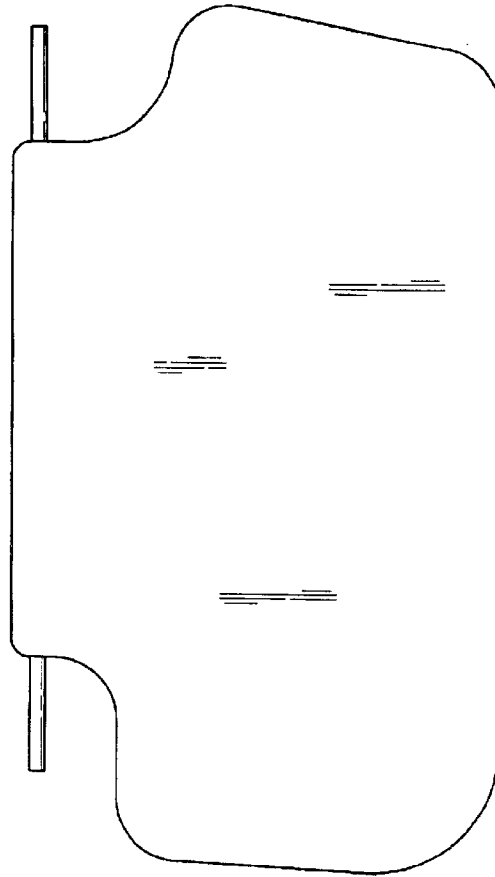


FIG. 3




FIG. 6 FIG. 7




FIG. 4

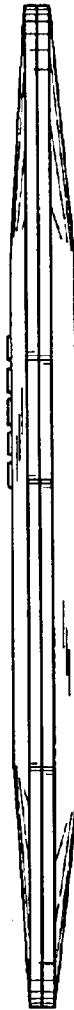


FIG. 5