



US00D770855S

(12) **United States Design Patent**
Das et al.

(10) **Patent No.:** **US D770,855 S**

(45) **Date of Patent:** **** Nov. 8, 2016**

- (54) **PLATE**
- (71) Applicant: **World Centric**, Petaluma, CA (US)
- (72) Inventors: **Aseem Das**, Petaluma, CA (US);
Viktor Jondal, Täby (SE)
- (73) Assignee: **World Centric**, Petaluma, CA (US)
- (**) Term: **15 Years**

D373,052 S *	8/1996	Di Biase	D7/553.6
D388,661 S *	1/1998	Vignau	D7/549
7,207,459 B1 *	4/2007	Latvis	A47G 19/02 220/574
D623,901 S *	9/2010	Clark	D7/545
D626,788 S *	11/2010	Clark	D7/545
D686,460 S *	7/2013	Maggio	D7/553.1
D730,124 S *	5/2015	Tollen	D7/552.1
D743,212 S *	11/2015	Habig	D7/555
D747,930 S *	1/2016	Waddell	D7/555
D749,908 S *	2/2016	Cai	D7/543

* cited by examiner

- (21) Appl. No.: **29/535,117**
- (22) Filed: **Aug. 4, 2015**
- (51) **LOC (10) Cl.** **07-01**
- (52) **U.S. Cl.**
USPC **D7/549**
- (58) **Field of Classification Search**
USPC 220/574; D9/428; 1/1; D7/545, 543,
D7/500, 541, 535, 549
CPC A47G 19/02
See application file for complete search history.

Primary Examiner — Cynthia Underwood
(74) *Attorney, Agent, or Firm* — Sterne, Kessler,
Goldstein & Fox P.L.L.C.

(57) **CLAIM**
The ornamental design for a plate, as shown.

DESCRIPTION

FIG. 1 is a top front perspective view of a plate showing our new design;
FIG. 2 is a front view thereof;
FIG. 3 is a rear view thereof;
FIG. 4 is a left side view thereof;
FIG. 5 is a right side view thereof;
FIG. 6 is a top view thereof;
FIG. 7 is a bottom view thereof; and,
FIG. 8 is a bottom front perspective view thereof.

1 Claim, 6 Drawing Sheets

- (56) **References Cited**
U.S. PATENT DOCUMENTS
4,744,597 A * 5/1988 Bauman A47G 19/06
206/217
5,184,750 A * 2/1993 Moller A47G 19/06
206/562






FIG. 1




FIG. 2




FIG. 3




FIG. 4




FIG. 5




FIG. 6




FIG. 7



FIG. 8