



US0D1063809S

(12) **United States Design Patent**
Koepke

(10) **Patent No.:** **US D1,063,809 S**

(45) **Date of Patent:** **** Feb. 25, 2025**

(54) **TIRE**
(71) Applicant: **Bridgestone Bandag, LLC**, Nashville, TN (US)

D559,773 S 1/2008 Campana
7,467,652 B2 12/2008 Knispel et al.
D586,732 S 2/2009 Heinen
D589,438 S 3/2009 Heinen

(Continued)

(72) Inventor: **Logan M. Koepke**, Muscatine, IA (US)

FOREIGN PATENT DOCUMENTS

(73) Assignee: **Bridgestone Bandag, LLC**, Nashville, TN (US)

AT 385953 B 6/1988
DE 19827244 A1 12/1999

(Continued)

(**) Term: **15 Years**

OTHER PUBLICATIONS

(21) Appl. No.: **29/914,297**

(22) Filed: **Oct. 16, 2023**

Continental Tires, "Tyre Basics: Passenger Car Tyres," retrieved from <https://blobs.continental-tires.com/www8/servlet/blob/693274/d2e4d4663a7c79ca81011ab47715e911/download-tire-basics-data.pdf>, 32 pages (Oct. 2013).

(51) **LOC (15) Cl.** **12-15**

(52) **U.S. Cl.**
USPC **D12/584**

(Continued)

(58) **Field of Classification Search**
USPC D12/568-605, 900, 901
CPC Y10T 152/10027; B60C 1/0016; B60C 11/0306; B60C 11/0302; B60C 3/06; B60C 9/17

Primary Examiner — John A Voytek

(57) **CLAIM**

The ornamental design for a tire as shown and described.

See application file for complete search history.

DESCRIPTION

(56) **References Cited**

U.S. PATENT DOCUMENTS

3,328,849 A	7/1967	Gerald et al.	
3,820,580 A	6/1974	Meserve et al.	
4,306,607 A	12/1981	Curry	
4,353,402 A	10/1982	Burche et al.	
4,609,026 A	9/1986	Kondoh	
D316,065 S *	4/1991	Tsuda	D12/583
6,478,062 B1	11/2002	Schomburg	
6,571,844 B1	6/2003	Ochi et al.	
D478,864 S	8/2003	Hiroko	
6,609,417 B1	8/2003	Cantu et al.	
D505,384 S	5/2005	Kageyama	
D516,014 S	2/2006	Fukunaga	
D517,002 S	3/2006	Welbes	
D550,610 S	9/2007	Guspodin	

FIG. 1 is a side perspective view of a tire showing my new design, it being understood that the tread pattern is repeated throughout the circumference of the tire;

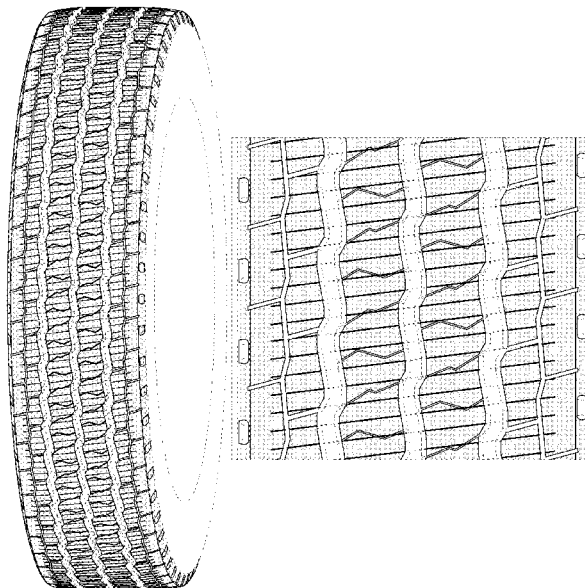
FIG. 2 is a front elevational view thereof; it being understood that the tread pattern is repeated throughout the circumference of the tire;

FIG. 3 is a side elevational view of the left side thereof; FIG. 4 is a side elevational view of the right side thereof; and,

FIG. 5 is an enlarged fragmentary front elevational view thereof taken along line 5-5 of FIG. 2.

In the drawings, the broken lines depict environmental subject matter only and form no part of the claimed design.

1 Claim, 5 Drawing Sheets



(56)

References Cited

FOREIGN PATENT DOCUMENTS

U.S. PATENT DOCUMENTS

D610,530 S 2/2010 Perdriat
 D633,861 S 3/2011 Shan
 D644,600 S 9/2011 Nicolas
 D656,890 S 4/2012 Rittweger
 D660,224 S * 5/2012 Takahashi D12/900
 9,221,224 B2 12/2015 Rey et al.
 D751,975 S * 3/2016 Cerny D12/583
 9,278,582 B2 3/2016 Stuckey
 D761,197 S * 7/2016 Dixon D12/602
 9,434,214 B2 9/2016 Iwamura
 9,463,672 B2 10/2016 Mathonet et al.
 D816,597 S 5/2018 Schoeppner
 D816,599 S 5/2018 Dixon
 D821,964 S 7/2018 Speziari
 D834,511 S * 11/2018 Wang D12/602
 10,166,820 B2 1/2019 Asayama
 D860,928 S 9/2019 Dixon
 D870,030 S * 12/2019 Wang D12/602
 D875,660 S 2/2020 Thieman
 D882,508 S * 4/2020 Herbeuval D12/584
 D885,321 S * 5/2020 Spagnolo D12/597
 D886,033 S * 6/2020 Kristen D12/900
 D886,034 S 6/2020 Pribula
 D886,727 S * 6/2020 Bortolet D12/603
 10,780,662 B2 9/2020 Coel et al.
 10,906,359 B2 2/2021 Korkama et al.
 11,077,718 B2 8/2021 Li
 D943,506 S 2/2022 Toscano
 D948,418 S * 4/2022 Guilford D12/597
 D956,671 S * 7/2022 Koguma D12/583
 D958,727 S 7/2022 Pribula
 2003/0070742 A1 4/2003 Risser et al.
 2007/0272337 A1 11/2007 Bovaird et al.
 2009/0283189 A1 11/2009 Mun
 2015/0273950 A1 10/2015 Martin et al.
 2016/0325451 A1 11/2016 Wang et al.
 2017/0368884 A1 12/2017 Hiroshi
 2018/0236821 A1 8/2018 Li
 2018/0250988 A1 9/2018 Fontaine et al.
 2019/0061296 A1 2/2019 Coel
 2019/0118583 A1 4/2019 Nakamura et al.
 2019/0160881 A1 5/2019 Chen et al.
 2019/0184760 A1 6/2019 Cerny et al.
 2019/0193489 A1 6/2019 Kishizoe
 2019/0210410 A1 7/2019 Tikka et al.
 2019/0329510 A1 10/2019 Bessac et al.
 2024/0066928 A1 * 2/2024 Koepke B60C 11/02

DE 10 2006 036 509 A 8/2006
 DE 10 2015 224 290 A1 6/2017
 EP 0 119 839 A2 9/1984
 EP 1 140 527 A1 10/2001
 EP 1 580 034 B1 9/2005
 EP 1 926 609 A1 6/2008
 EP 2 026 983 B1 8/2009
 EP 3 088 212 A1 11/2016
 EP 3 446 888 A1 2/2019
 EP 3 645 317 A1 5/2020
 FR 2190600 A1 6/1976
 JP S61135735 A 6/1986
 JP H02-267007 A 10/1990
 JP 08-040021 2/1996
 JP 2006-312272 A 11/2006
 JP 4726106 B2 7/2011
 JP 5962282 B2 8/2016
 KR 100985903 10/2010
 WO WO-2014/090437 A1 6/2014
 WO WO-2016/054244 A1 4/2016
 WO WO-2018/140851 A1 8/2018
 WO WO-2022/128022 A1 6/2022
 WO WO-2022/155670 A1 7/2022

OTHER PUBLICATIONS

International Search Report and Written Opinion for PCT Application No. PCT/US2022/070192, dated May 3, 2022.
 International Search Report and Written Opinion for PCT Application No. PCT/US2022/070472, dated May 18, 2022, pp. 1-8.
 Saf-Tee Siping & Grooving Inc., nht88-1.2 Interpretation, National Highway Traffic Safety Administration, Jan. 1988.
 Nokian Tyres, "Nokian Block Optimized Siping," retrieved from <https://www.nokiantyres.com/innovation/innovations/nokian-block-optimized-siping/>, 3 pages (no date; accessed Sep. 29, 2021).
 Razguliaev, "Winter studded tire tread, sipes grooves and spikes close-up on black background. safe winter driving," Alamy Stock Photo, retrieved from <https://www.alamy.com/winter-studded-tire-tread-sipes-grooves-and-spikes-close-up-on-black-background-safe-winter-driving-image327088339.html>, 1 page (Sep. 2019).
 Tire Demon—Tire Scythe, https://www.youtube.com/watch?v=t5_RPf3wNK4 (Mar. 2020).
 U.S. Office Action for U.S. Appl. No. 18/275,464, dated Dec. 4, 2023.
 Undated, admitted prior art, Bandag B163, 1 pg.

* cited by examiner

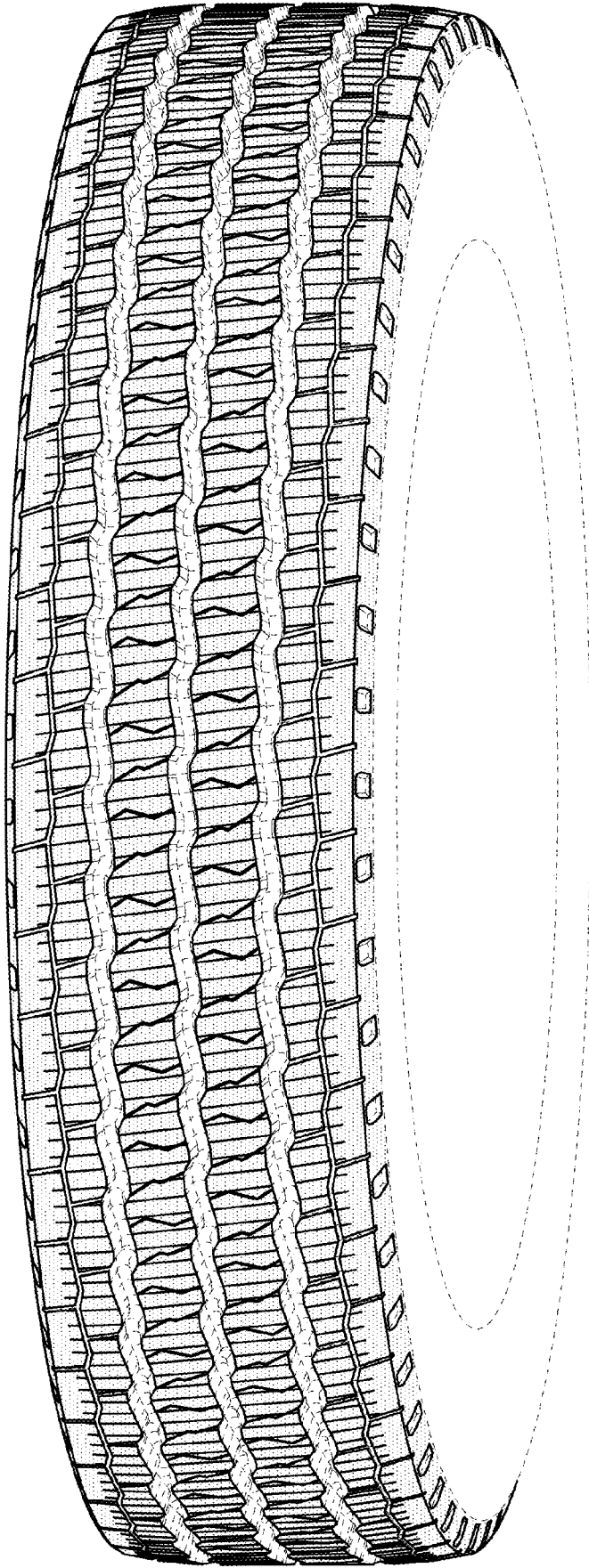


FIG. 1

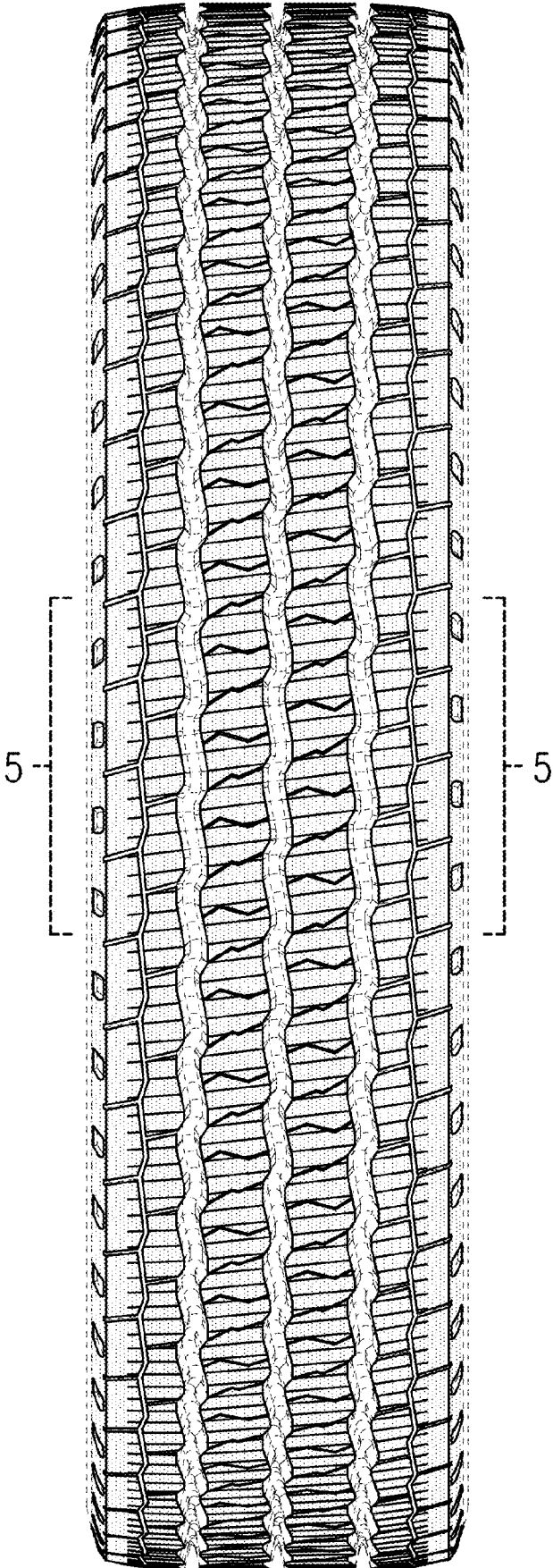


FIG. 2

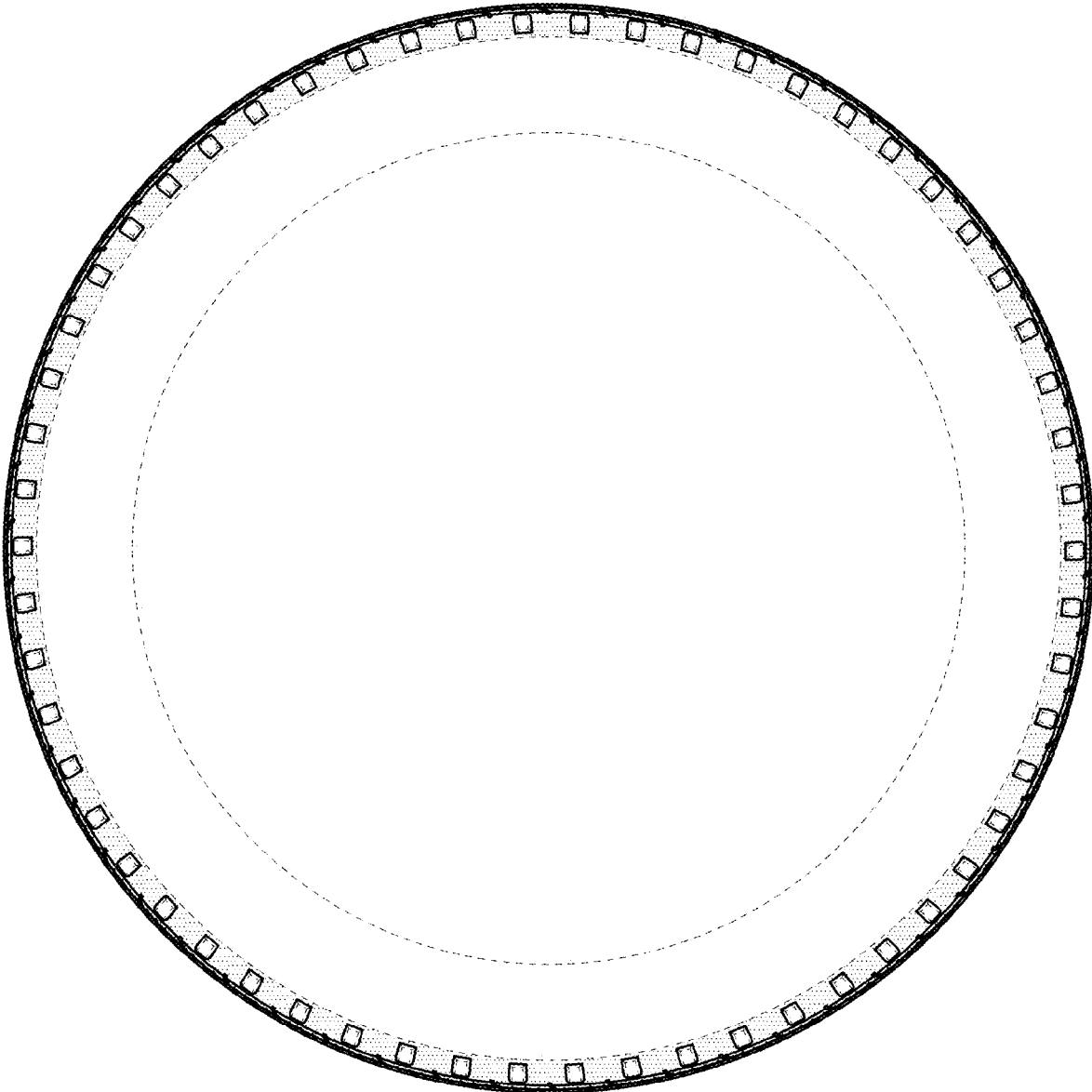


FIG. 3

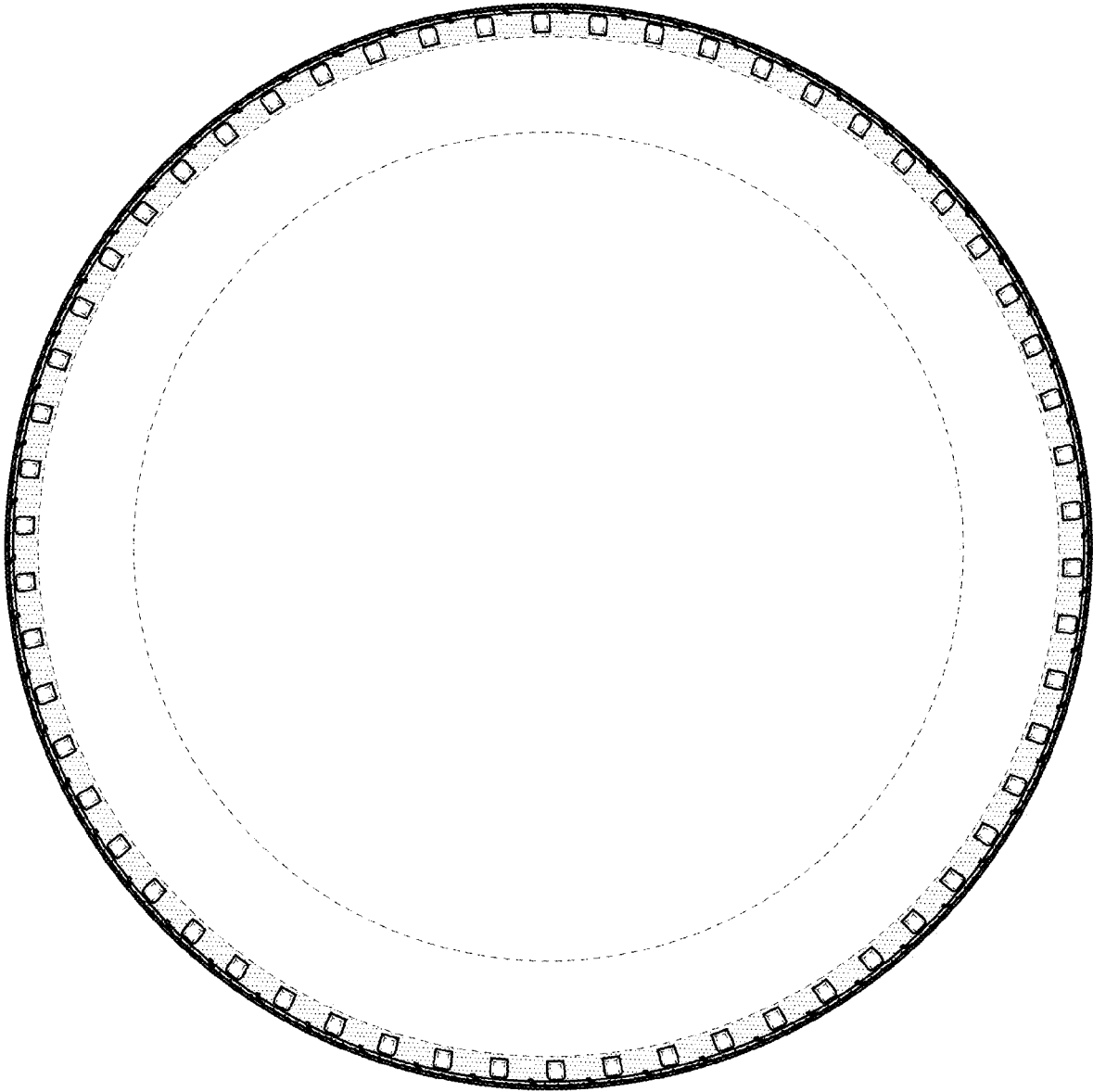


FIG.4

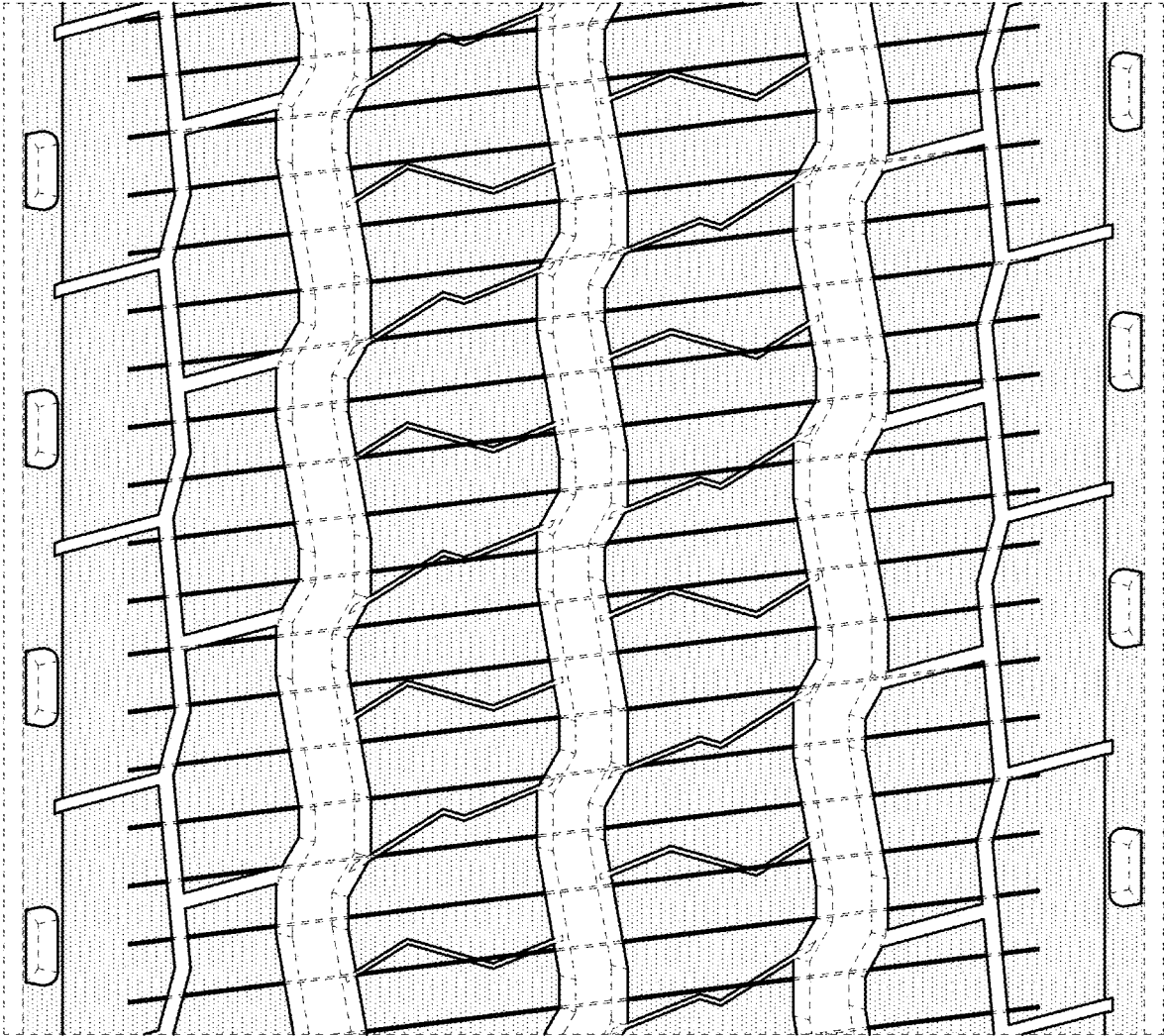


FIG.5