I. L. SHERMAN.

FENCE-POST.

No. 171,181. Patented Dec. 14, 1875.

Fig. 1.

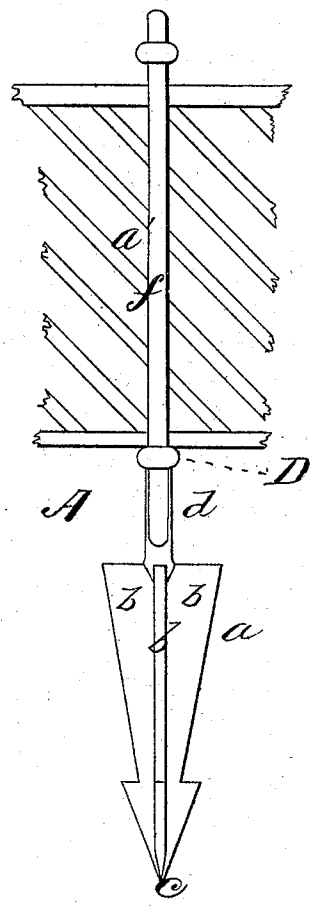

Fig 2

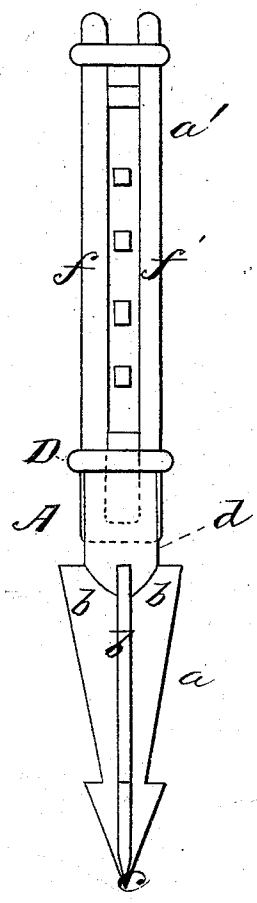

Fig. 3.

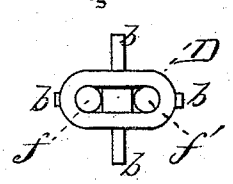

WITNESSES

Thomas Bernard

Francis J. Masi By

INVENTOR

Ira L. Sherman

Chipman. Hosmer & Co.

Attorney.

N. PETERS, PHOTO-LITHOGRAPHER, WASHINGTON, D. C.

UNITED STATES PATENT OFFICE.

IRA L. SHERMAN, OF NEW ALBION, NEW YORK.

IMPROVEMENT IN FENCE-POSTS.

Specification forming part of Letters Patent No. **171,181**, dated December 14, 1875; application filed August 28, 1875.

To all whom it may concern:

Be it known that I, IRA L. SHERMAN, of New Albion, in the county of Cattaraugus and State of New York, have invented a new and valuable Improvement in Fence-Posts; and I do hereby declare that the following is a full, clear, and exact description of the construction and operation of the same, reference being had to the annexed drawings, making a part of this specification, and to the letters and figures of reference marked thereon.

Figure 1 of the drawings is a representation of a front view of my fence-post, and Fig. 2 is a side view of the same. Fig. 3 is a horizontal sectional view thereof.

This invention relates to improvements in fence-posts which are made of metal, and are designed to sustain a metallic or wooden superstructure; and the nature of the invention consists in a four-bladed tapering and barbed drive-spike, provided with a neck of suitable construction, through which is passed a metallic rod, the ends of which are bent inward toward each other, and are held against outward displacement by means of a link, which is passed over their upper ends, whereby a very strong, serviceable, and rigid fence post or picket is obtained, as will be hereinafter more fully explained and claimed.

In the annexed drawings, the letter A designates my improved fence-post, consisting of a penetrating part, *a*, adapted to be forcibly driven into the ground, and of a rod, *a'*. The penetrating part *a* is composed of four tapering metallic plates, *b*, arranged at right angles to each other, which plates are provided upon their lower ends with an enlarged four-bladed barb, *c*, the wings of which are each a continuation of plates *b*.

Part *a* may be made of cast, wrought, or malleable iron, and may be galvanized or not, as I may elect.

The upper end of part *a*, which I call a drive-point, is provided with a flat rectangular shank, *d*, which will project above the surface of the ground to a greater or less extent when the spike is driven therein, and it is provided near its upper extremity with a transverse perforation, through which is passed a metallic rod, *a'*, of corresponding shape, and is bent upward and inward until its two arms, *f f'*, assume a position parallel to each other, when a suitable metallic tie-link, D, will be passed over them, and forced to the position shown in Figs. 1 and 2. Tie-link D will prevent the arms *f f'* of the rod *a'* from spreading, thus adding both rigidity, strength, and permanence thereto.

The lateral edges of shank *d* are longitudinally grooved to receive the lower parts of the bent rod above described, and consequently all vertical vibration in reference to the shank of the drive-point will be prevented.

The panel-boards of the fence are designed to be spaced and held apart by suitable blocks, when inserted between the uprights *f f'* of the pickets.

What I claim as new, and desire to secure by Letters Patent, is—

The metallic fence-post A, having the perforated and longitudinally-grooved shank *d*, wings *b b*, and point *c*, in combination with the rod *a'* and tie-link D, substantially as described, and for the purpose set forth.

In testimony that I claim the above I have hereunto subscribed my name in the presence of two witnesses.

IRA L. SHERMAN.

Witnesses:
H. M. HERRICK,
WILSON RYDER.