

CONVENTION

AUSTRALIA

Patents Act

APPLICATION FOR A STANDARD PATENT

We OddzOn Products, Inc.

of 300 Orchard City Drive,
Suite 118,
Campbell, California,
UNITED STATES OF AMERICA

hereby apply for the grant of a standard patent for an invention entitled:

AMUSEMENT DEVICE

which is described in the accompanying complete specification.

Details of basic application

Number of basic application: 060,640

Convention country in which
basic application was filed: UNITED STATES OF AMERICA

Date of basic application: 11 June 1987


Address for Service:

PHILLIPS ORMONDE & FITZPATRICK
Patent and Trade Mark Attorneys
367 Collins Street
Melbourne 3000 AUSTRALIA

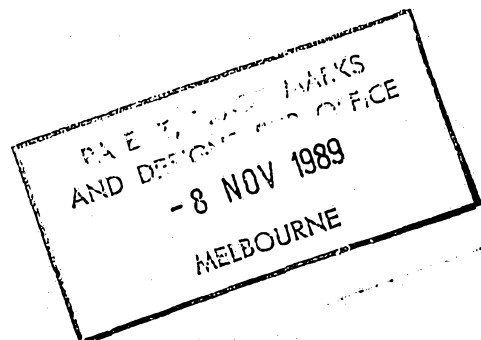
Dated: 26 October 1989

PHILLIPS ORMONDE & FITZPATRICK
Attorneys for:
OddzOn Products, Inc.

BY:



Our Ref: 96592
POF Code: 10910/86690



0524u

APPLICATION ACCEPTED AND AMENDMENTS

ALLOWED 22.11.89

AUSTRALIA

Patents Act

DECLARATION FOR A PATENT APPLICATION

▼ INSTRUCTIONS

- (a) Insert "Convention" if applicable
(b) Insert FULL name(s) of applicant(s)

In support of the (a) Convention application made by
(b) OddzOn Products, Inc.

- (c) Insert "of addition" if applicable
(d) Insert TITLE of invention

(hereinafter called "applicant(s) for a patent (c) for an
invention entitled (d) AMUSEMENT DEVICE

- (e) Insert FULL name(s) AND address(es) of declarant(s) (See headnote*)

Mark A. Button of
I/~~We~~ (e) OddzOn Products, Inc., 145 Dillon Avenue, Suite
G, Campbell, California, 95008, United States of America

do solemnly and sincerely declare as follows:

1. ~~I am/We are the applicant(s).~~ 1. I am authorised to make this
(or, in the case of an application by a body corporate) declaration on behalf of the
applicant
~~I am/We are authorized to make this declaration on behalf of the applicant(s)~~
2. ~~I am/We are the actual inventor(s) of the invention.~~
(or, where the applicant(s) is/are not the actual inventor(s))

- (f) Insert FULL name(s) AND address(es) of actual inventor(s)

2. (f)
Actual Inventor: Scott H. Stillinger
16121 Azalea Way
Los Gatos, California 95030, U.S.A.

- (g) Recite how applicant(s) derive(s) title from actual inventor(s) (See headnote**)

is/~~are~~ the actual inventor(s) of the invention and the facts upon which the applicant(s)
is/~~are~~ entitled to make the application are as follows:

(g)
U.S. Patent Application Serial No. 07/060,640 was assigned
from Scott H. Stillinger (actual inventor) to OddzOn
Products, Inc.

(Note: Paragraphs 3 and 4 apply only to Convention applications)

- (h) Insert country, filing date, and basic applicant(s) for the/each basic application

3. The basic application(s) for patent or similar protection on which the application is based
is/~~are~~ identified by country, filing date, and basic applicant(s) as follows:

(h)
U.S. Patent Application Serial No. 070/060,640, filed
on June 11, 1987. Scott H. Stillinger

4. The basic application(s) referred to in paragraph 3 hereof was/~~were~~ the first application(s)
made in a Convention country in respect of the invention the subject of the application.

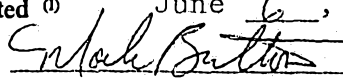
- (k) Insert PLACE of signing

Declared at (k) Campbell, California, U.S.A.

- (l) Insert DATE of signing

Dated (l) June 6, 1988

- (m) Signature(s) of declarant(s)

(m) 
Mark A. Button

Note: No legalization or other witness required

To: The Commissioner of Patents

Vice President and Chief Operating
Officer
OddzOn Products, Inc

(12) PATENT ABRIDGMENT (11) Document No. AU-B-17635/88
(19) AUSTRALIAN PATENT OFFICE (10) Acceptance No. 593448

(54) Title
SOFT ELASTOMERIC THROWING/CATCHING DEVICE

International Patent Classification(s)
(51)⁴ A63B 043/00 A63B 045/00 A63H 033/18

(21) Application No. : 17635/88 (22) Application Date : 10.06.88

(30) Priority Data

(31) Number (32) Date (33) Country
060640 11.06.87 US UNITED STATES OF AMERICA

(43) Publication Date : 15.12.88

(44) Publication Date of Accepted Application : 08.02.90

(71) Applicant(s)
ODDZON PRODUCTS, INC.

(72) Inventor(s)
SCOTT H. STILLINGER

(74) Attorney or Agent
PHILLIPS, ORMONDE & FITZPATRICK

(56) Prior Art Documents
US 4131276
US 3759518
US 2789305

(57) Claim

1. An amusement device comprising a core region, and elongate, flexible, elastomeric filaments, each having a cross-sectional dimension which is extremely small in relation to its length, said filaments radiating in angularly offset planes in a dense, bushy configuration from said core region to form a generally spherical object, with the filaments being sufficiently flexible to collapse significantly on impact, thus to absorb enough energy to resist any tendency to bounce, and with the filaments being sufficiently dense and flexible that they tend to thread their way between adjacent fingers of a user's hand upon contact of the filaments with the hand during the act of catching, thereby to promote sure and quick capture of the device.

5. An amusement device comprising a plurality of elongate, flexible, elastomeric filaments, each having a cross-sectional dimension which is extremely small in relation to its length, and means joining said filaments

intermediate their ends in such a manner that they radiate from a core region to form a dense, bushy configuration, said filaments collectively forming a generally spherical object, and being sufficiently flexible to collapse significantly on impact, thus to absorb enough energy to resist any tendency to bounce, with the filaments being sufficiently dense and flexible that they tend to thread their way between adjacent fingers of a user's hand upon contact with the hand during the act of catching, thus to promote sure and quick capture of the device, said filaments also being sufficiently resilient to project generally linearly out from said core region, thereby providing a large surface to promote sure capture.

AUSTRALIA

Patents Act

COMPLETE SPECIFICATION

(ORIGINAL)

Class

Int. Class

Application Number:

Lodged:

593448


Complete Specification Lodged:

Accepted:

Published:

Priority:

Related Art:



APPLICANT'S REF.: SNG 30305

Name(s) of Applicant(s): OddzOn Products, Inc.

Address(es) of Applicant(s): 300 Orchard City Drive
~~145 Dillon Avenue~~
Suite ~~6~~ 118,
Campbell, California
UNITED STATES OF AMERICA

Actual Inventor(s): Scott H. Stillinger

Address for Service is:


PHILLIPS, ORMONDE & FITZPATRICK
Patent and Trade Mark Attorneys
367, Collins Street
Melbourne, Australia, 3000

Complete Specification for the invention entitled:

AMUSEMENT DEVICE

The following statement is a full description of this invention, including the best method of performing it known to applicant(s).

P 19/11/77



AMUSEMENT DEVICE

Background and Summary of the Invention

5 This invention pertains to an amusement device, and more particularly, to a throwing/catching device which is especially easy to catch.

10 To youngsters who are just developing motor control, to youngsters and others who may have some motor control disfunctionality, as well as to many who simply enjoy throwing and catching, it is often difficult and frustrating to try to catch various typically available throwing/catching amusement devices, such as balls, etc.

15 One of the problems with many conventional throwing/catching devices is that, on impact, they do not absorb much energy, and accordingly, tend to bounce and get away from one's grasp easily. Also, they sometimes hurt to catch. Another problem is that, typically, they do not offer a surface configuration that promotes quick, sure gripping.

20 A general object of the present invention is to provide a unique amusement (throwing/catching) device which avoids these significant disadvantages in a very practical and satisfactory manner.

25 More particularly, an object of the invention is to provide such a device which tends to absorb a substantial amount of energy on impact through the act of collapsing, thereby avoiding any tendency to bounce and

leap away from one's grip.

Yet another object of the invention is to provide a device of the type just generally outlined which has a surface characteristic that significantly promotes sure and quick grasping in a catch.

A further object of the invention is to provide a device such that suggested above which has a structure that prevents, because of wind resistance, throwing or hitting it very far, and which also eliminates the possibility of a catch that hurts.

An object related to the object just stated is to provide such a device which is extremely unlikely to break anything on contact.

~~According to a preferred embodiment of the~~
invention, the same takes the form of a plurality of elongate, floppy, elastomeric-like filaments which are somewhat spaghetti-like in aspect, and which are joined in a core region in such a manner that they radiate outwardly, in plural offset planes, in a dense, bushy fashion to create a substantially spherical object. Preferably, the surfaces of these filaments, whether by treatment or just because of the nature of the material used in them, have frictioning characteristics which make them tend to cling to, rather than slide in, a person's hand.

~~Other objects, and the various important~~



According to the present invention there is provided an amusement device comprising a core region, and elongate, flexible, elastomeric filaments, each having a cross-sectional dimension which is extremely small in relation to its length, said filaments radiating in angularly offset planes in a dense, bushy configuration from said core region to form a generally spherical object, with the filaments being sufficiently flexible to collapse significantly on impact, thus to absorb enough energy to resist any tendency to bounce, and with the filaments being sufficiently dense and flexible that they tend to thread their way between adjacent fingers of a user's hand upon contact of the filaments with the hand during the act of catching, thereby to promote sure and quick capture of the device.

The present invention further provides an amusement device comprising a plurality of elongate, flexible, elastomeric filaments, each having a cross-sectional dimension which is extremely small in relation to its length, and means joining said filaments intermediate their ends in such a manner that they radiate from a core region to form a dense, bushy configuration, said filaments collectively forming a generally spherical object, and being sufficiently flexible to collapse significantly on impact, thus to absorb enough energy to resist any tendency to bounce, with the filaments being sufficiently dense and flexible that they tend to thread their way between adjacent fingers of a user's hand upon contact with the hand during the act of catching, thus to promote sure and quick capture of the device, said filaments also being sufficiently resilient to project generally linearly out from said core region, thereby providing a large surface to promote sure capture.

Other objects, and the various important

2718j

JW



advantages offered by the invention, will now become more fully apparent when the description which follows is read in conjunction with the accompanying drawings.

5

Description of the Drawings

Fig. 1 is a view showing an amusement device constructed in accordance with the invention.

Fig. 2 shows the device of Fig. 1 in an early assembly stage.

Fig. 3 is an enlarged detail of the central portion of Fig. 2 showing the device of the invention in a slightly later stage of construction.

Fig. 4 shows the device of the invention about to be caught in a person's hand, and Fig. 5 shows the device in a caught condition.

Figs. 6 and 7 are fragmentary details showing two different modified forms of the invention.

Fig. 8 is an aesthetically modified form of the invention to give it a humorous, critter-like visual appeal.

Detailed Description of the Invention

Turning now to the drawings, and referring first of all to Fig. 1, indicated generally at 10 is a preferred embodiment of a throwing/catching amusement device constructed in accordance with the present invention. As will become apparent, this device offers remarkable and reliable, no-injury catchability. It is especially suitable, inter alia, for people, youngsters or others, who have motor control difficulties vis-a-vis quickly gripping a thrown object.

Device 10 is formed with a large plurality of elongate, floppy, elastomeric filaments 12, each of which, as is clearly evident in Fig. 1, has cross-sectional dimensions which are extremely small in relation to the length of the filament. As will be more fully explained shortly, these filaments are joined in a central core region in such a manner that they radiate outwardly in a fairly uniform, dense and bushy fashion, in multiple angularly offset planes, to form a substantially spherical configuration. While the outside diameter of device 10 may be of any desired size, I have found that a very satisfactory diameter lies in the range of about 3- to about 5-inches.

Preferably, although not necessarily, the surfaces of filaments 12, either by virtue of surface treatment, or simply because of the inherent nature of the

material chosen, have a frictioning characteristic which makes them tend to grip, rather than to slide or slip on, a person's skin. A material which I have found to be very useful for these filaments is extruded natural rubber.

While, to be sure, various techniques and devices may be used for joining these filaments to produce the desired resultant object, device 10 has been formed, as is illustrated in Figs. 2 and 3.

Referring first to Fig. 2, three long lengths of extruded rubber filaments are each wound in a pattern of reverse bend loops and then stretched as loops to lengths of about 16-inches typically. The three stretched loop units are then placed relative to one another along three orthogonal axis. This is shown at 10a, 10b, 10c in Fig. 2. Next, and now referring to Fig. 3, a conventional cinching device 14 is wound as illustrated where the wound filament loops centrally cross one another, and drawn tight to gather them. The reverse-bend ends (six ends) are then cut, with the result that the stretched filaments spring back toward their gathered centers, with a natural tendency to fan out radially in all planes to have the substantially spherical form which is desired.

As one should easily be able to imagine from the description which has just been given, device 10 is extremely simple to catch. The floppy filaments cause the device to collapse significantly upon impact, thus to

absorb energy and resist bouncing away. The high plurality of tiny filaments offers substantial gripping surface area, and the filaments, on contact with the hand, tend quickly to thread their way between the fingers and thus further promote sure and quick catching. This situation is clearly depicted in Figs. 4 and 5. Aiding in this respect even more is the fact that the surfaces of the filaments herein have a high-frictioning characteristic.

Obviously, because of the nature of device 10 as just described, it is virtually impossible to hurt one self while catching it. Also, the device is unlikely to break any object which it might hit.

Clearly, the device is extremely simple and inexpensive in construction.

The specific nature of device 10 can be altered, of course, by changing cross-sectional dimensions, cross-sectional aspect ratios and specific materials employed for the filaments and curliness.

Two other ways of modifying the device are illustrated respectively in Fig. 6 and 7. For example, in Fig. 6, the outer ends of the filaments are formed with enlargements 16. In Fig. 7, the filaments take the form of reversely bent loops 18.

Finally, designed more especially for youngsters, and illustrated in Fig. 8, is a somewhat

humorous, critter-like modification, where a small side portion of the core region bears humorous face-like features. These can, of course, be made in any desired way.

5 It should be apparent now how the device proposed by the present invention meets all of the objects, and offers all of the advantages, expressed and suggested herein. While a preferred embodiment of the device, and certain modifications, have been described herein, it is appreciated that other variations and modifications may be made without departing from the spirit of the invention.

10

15

20

25

The claims defining the invention are as follows:

1. An amusement device comprising a core region, and elongate, flexible, elastomeric filaments, each having a cross-sectional dimension which is extremely small in relation to its length, said filaments radiating in angularly offset planes in a dense, bushy configuration from said core region to form a generally spherical object, with the filaments being sufficiently flexible to collapse significantly on impact, thus to absorb enough energy to resist any tendency to bounce, and with the filaments being sufficiently dense and flexible that they tend to thread their way between adjacent fingers of a user's hand upon contact of the filaments with the hand during the act of catching, thereby to promote sure and quick capture of the device.

2. The device of claim 1, wherein the outer ends of at least some of the filaments include enlargements.

3. The device of claim 1, wherein each filament, where it radiates from the core region, takes the form of an elongate loop.

4. The device of any one of claims 1, 2 and 3, wherein said filaments are comprised of a material that makes them tend to cling to a person's hand when the device is caught.

5. An amusement device comprising a plurality of elongate, flexible, elastomeric filaments, each having a cross-sectional dimension which is extremely small in relation to its length, and means joining said filaments intermediate their ends in such a manner that they radiate from a core region to form a dense, bushy configuration, said filaments collectively forming a generally spherical object, and being sufficiently flexible to collapse significantly on impact, thus to absorb enough energy to resist any tendency to bounce, with the filaments being sufficiently dense and flexible that they tend to thread their way between adjacent fingers of a user's hand upon contact with the hand during the act of catching, thus to promote sure and quick capture of the device, said filaments also being



sufficiently resilient to project generally linearly out from said core region, thereby providing a large surface to promote sure capture.

6. The device of claim 5, wherein said filaments have substantially the same lengths.

7. The device of claim 5 or claim 6 wherein said filaments are comprised of a material that makes them tend to cling to a person's hand when the device is caught.

8. A device according to claim 1 or claim 5 substantially as herein described with reference to the drawings.

DATED: 26 October 1989

PHILLIPS ORMONDE & FITZPATRICK

Attorneys for:

ODDZON PRODUCTS, INC.

David A. Fitzpatrick



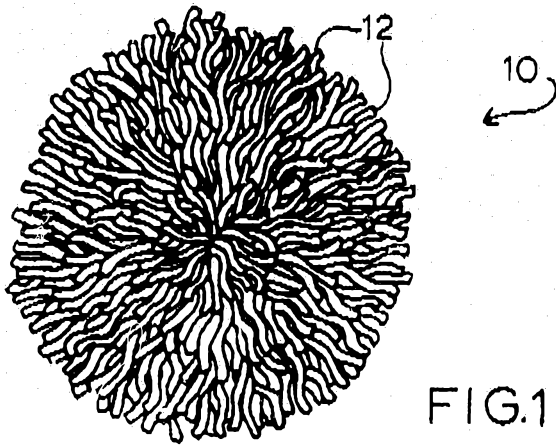


FIG. 1

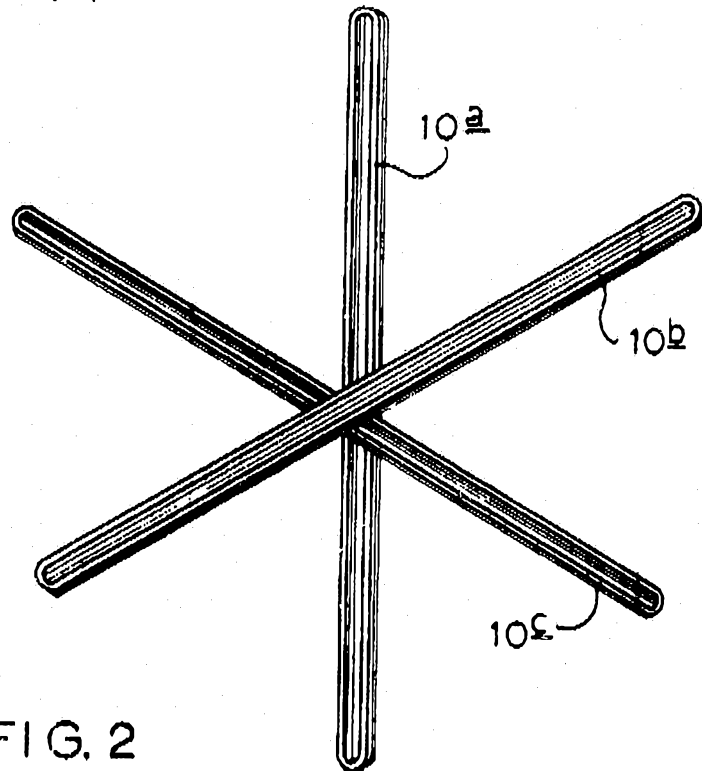


FIG. 2

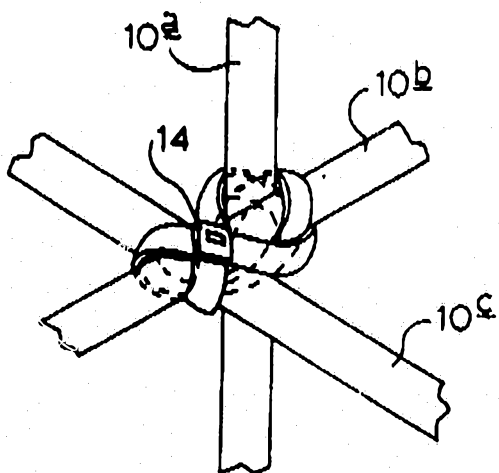


FIG. 3

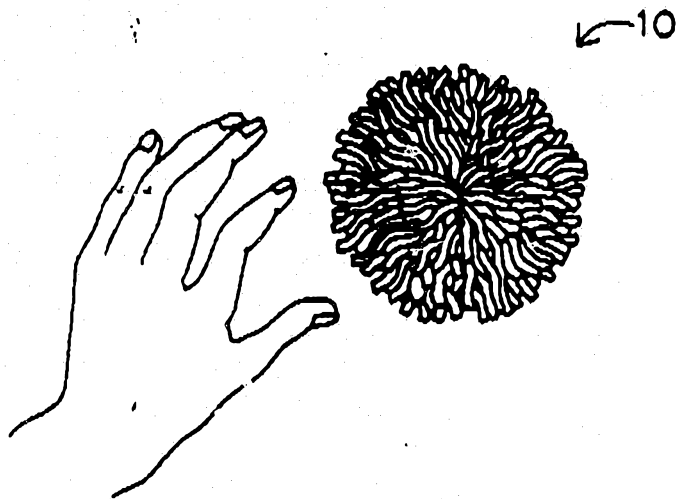


FIG. 4




FIG. 5

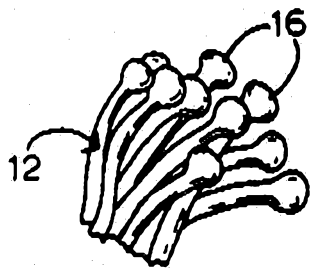


FIG. 6

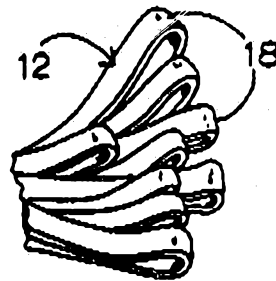


FIG. 7

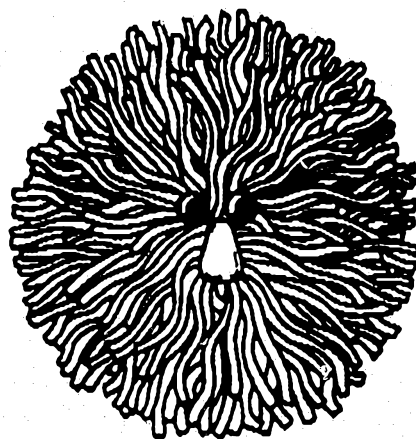


FIG. 8