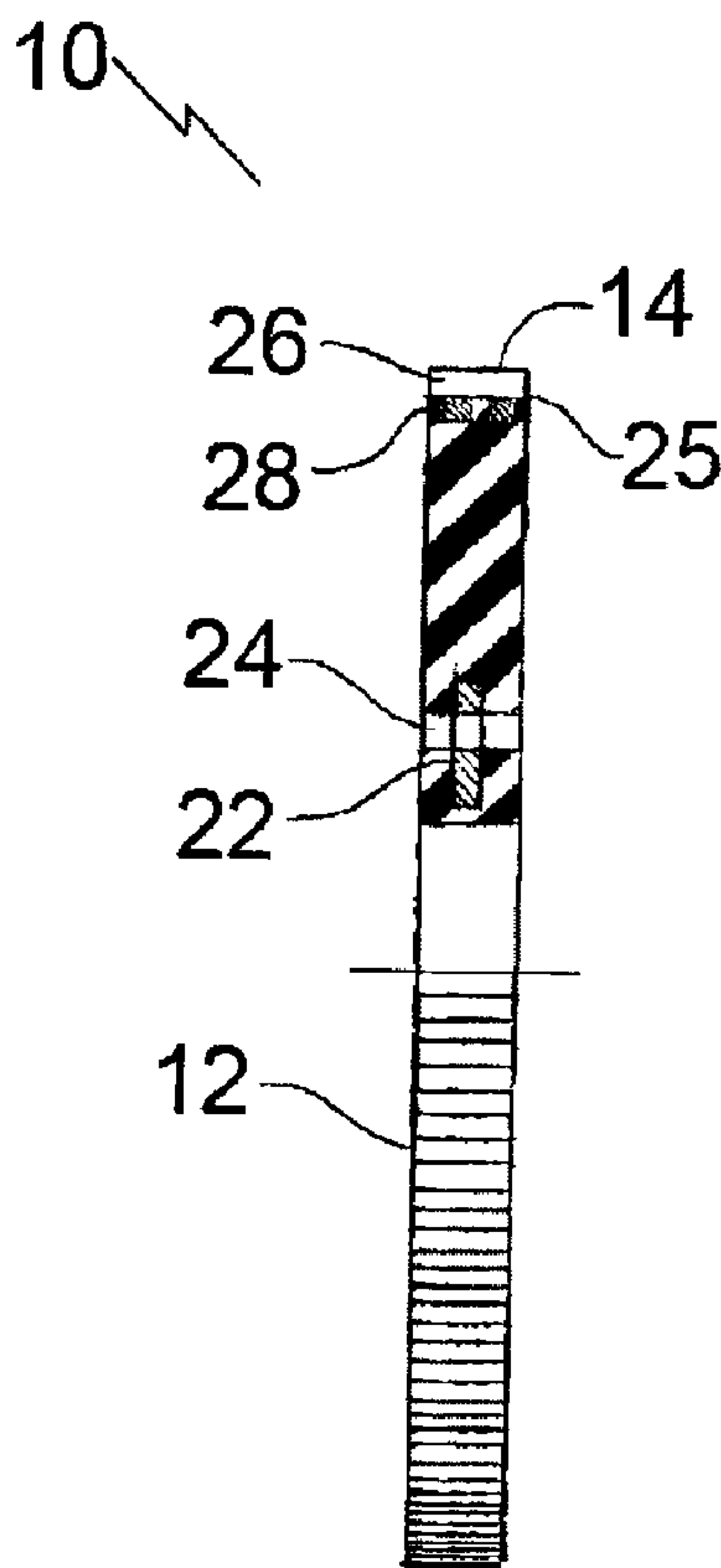




(22) Date de dépôt/Filing Date: 2007/11/16  
 (41) Mise à la disp. pub./Open to Public Insp.: 2008/08/01  
 (45) Date de délivrance/Issue Date: 2014/02/18  
 (30) Priorités/Priorities: 2007/02/01 (US60/898,847);  
 2007/03/05 (US60/904,980)

(51) Cl.Int./Int.Cl. *B08B 9/043* (2006.01),  
*B08B 13/00* (2006.01)  
 (72) Inventeur/Inventor:  
 DYCK, JOHN, CA  
 (73) Propriétaire/Owner:  
 OPUS SERVICES, INC., US  
 (74) Agent: WOODRUFF, NATHAN V.

(54) Titre : ELEMENT DE RACLAGE POUR PISTON RACLEUR  
 (54) Title: SCRAPING ELEMENT FOR A PIPELINE PIG



(57) Abrégé/Abstract:

A scraping element for a pipeline pig, includes a moulded body having a circular peripheral scraping edge circumscribing the body and adapted to engage an interior surface of a pipeline. The body is adapted to be mounted to a pipeline pig. A wear resistance material embedded in the scraping edge of the body.



**ABSTRACT OF THE DISCLOSURE**

A scraping element for a pipeline pig, includes a moulded body having a circular peripheral scraping edge circumscribing the body and adapted to engage an interior surface of a pipeline. The body is adapted to be mounted to a pipeline pig. A wear resistance material  
5 embedded in the scraping edge of the body.

**TITLE:**

Scraping element for a pipeline pig

**FIELD**

5 The present invention relates to a scraping element for a pipeline pig.

**BACKGROUND**

Scraping elements used with pipeline pigs are subject to wear and must be frequently replaced.

10

**SUMMARY**

There is provided a scraping element for a pipeline pig, which includes a moulded body having a circular peripheral scraping edge circumscribing the body and adapted to engage an interior surface of a pipeline. Means are provided for mounting the body to a pipeline pig. A wear resistant material is embedded in the scraping edge of the body.

15

**BRIEF DESCRIPTION OF THE DRAWINGS**

These and other features will become more apparent from the following description in which reference is made to the appended drawings, the drawings are for the purpose of illustration only and are not intended to in any way limit the scope of the invention to the particular embodiment or embodiments shown, wherein:

20

**FIG. 1** is a partially cut away side elevation view of a disk-shaped scraper.

**FIG. 2** is a partially cut away side elevation view of a cup-shaped scraper.

**FIG. 3** is a top plan view of a form of belt with upstanding ribs when serve as wear strips when embedded in the scraper.

25

**FIG. 4** is a side elevation view of a disk-shaped scraper with embedded particles.

**FIG. 5** is a side elevation view of a cup-shaped scraper attached to a pipeline pig.

**DETAILED DESCRIPTION**

30 A disk-shaped scraper generally identified by reference numeral 10, will now be described with reference to **FIG. 1, 3 and 4**. A cup-shaped scraper, generally identified by reference numeral 100 will be described with reference to **FIG. 2 and 5**. Each of the scrapers

illustrated and described have a wear resistant material embedded in the scraping edge of the body, as will be hereinafter described.

#### Structure and Relationship of Parts:

5 Referring to **FIG. 1**, scraper 10 includes a disk-shaped body 12 moulded out of urethane that has a circular peripheral scraping edge 14 that circumscribes body 12 and is adapted to engage the interior surface of a pipeline. As scraper 10 is designed for use as a scraping element with a pipeline pig, scraper 10 may have various means for mounting body 12 to the pipeline pig. As depicted in **FIG. 1**, a reinforcing ring 22 with bolt holes 24 is used  
10 to mount body 12 to a pipeline pig. A belt 25 is embedded in scraping edge 14 of body 12. Belt 25 is made from a wear-resistant material, such as an ultra high molecular weight polyethylene (UHMW), or other suitable materials such as any of the thermo-plastics or thermo-sets, carbon-based materials, kevlar, nylons, ceramics, etc. Belt 25 as depicted has a plurality of upstanding ribs that serve as wear strips 26. The wear-resistant material is also  
15 designed to reduce friction relative to other materials commonly used with pipeline pigs, which also has the advantage of improving wear resistance. To securely embed belt 25 in the urethane, belt 25 may be made with ribs 28 on the other face as well, but with ribs 28 in a different orientation than wear strips 26. Wear strips 26 may be installed by embedding belt 25 at the time that the urethane is moulded, or by moulding the urethane first, and then  
20 pouring the wear-resistant material into the urethane. In **FIG. 1**, wear strips 26 are positioned in parallel spaced relation around the circumference of body 12, while ribs 28 are positioned perpendicular to wear strips 26. Wear strips 26 and ribs 28 may also have other orientations, as can be seen in **FIG. 3**, such that, when belt 25 is installed on body 12, ribs 28 and wear strips 26 would be diagonal instead of parallel or perpendicular, respectively, to scraping edge  
25 14. Wear strips 26 may take various forms, such as skis, runners, wheel shaped forms, etc. that can be embedded into the urethane in order to reduce the friction and wear on body 12.

Referring to **FIG. 4**, instead of an embedded belt, particles 30 of a wear resistant material may be used. Particles 30 may be shredded, chopped, powdered, or shaved wear-  
30 resistant materials. These particles are introduced into the urethane during moulding such that they are throughout body 12, including on scraping edge 14, and therefore act as a wear-resistant, friction-reducing additive. Alternatively, body 12 may incorporate both belt 25 and

particles 30.

Variations:

Pipeline pigs are propelled through a pipeline by fluids. One or more sealing cups on  
5 the pipeline pig are used to form a seal with interior walls of the pipeline to capture the fluids  
by which the pipeline pig is propelled. These sealing cups wear over time. Failure of a  
sealing cup during passage through a pipeline results in the pipeline pig at first experiencing  
diminished speed, with a portion of the fluids bypassing the sealing cup. Once sufficient wear  
occurs, the pipeline pig will stop altogether, becoming stranded within the pipeline, with the  
10 fluid bypassing the sealing cup. A variation will now be described in which the scraping  
element performs a dual role of a scraper element and a sealing cup, generally indicated by  
reference numeral 100.

Referring to **FIG. 2**, scraping element 100 includes a cup-shaped body 102 moulded  
15 out of urethane that has a circular peripheral scraping edge 14 circumscribing body 102  
similar to scraping element 10 described above. Scraping element 100 also includes means,  
such as reinforcing ring 22 with bolt holes 24 for mounting body 12 to a pipeline pig, and  
wear resistant belt 25 with wear strips 26. Scraping element 100 has a tapered end 104 to  
allow it to be pumped bi-directionally in a pipeline. When travelling in the reverse direction,  
20 the thickness of the scraping portion of body 102 ought to be sufficient to ensure that body 12  
does not tear from the pipeline pig when it encounters an obstacle in the pipeline, such as a  
partially closed valve or a large deposit of debris. In this embodiment, wear strips 26 (or  
particles or both, not shown) are positioned on both peripheral scraping edges 14, but could  
also be particles, or both. Wear strips 26 decrease the amount of friction between body 102  
25 and the pipeline, such that body 102 does not wear as quickly which allows cup-shaped body  
102 to maintain the seal for a longer period of time, and allows scraping edge 14 to scrape for  
a longer period of time. Wear strips 26 also allow scraping edge 14 to be thicker than usual  
(which generally increases the amount of friction on body 12) to allow for a more durable  
scraping element 100.

30

Referring to **FIG. 5**, a pipeline pig 110 is shown with scraping element 100, and a  
cup-shaped scraper element 112. Scraper 112 does not have an integrally formed disk that

acts as peripheral scraping edge 14, as it is primarily designed to follow such a scraper and act more as a carrier cup. To ensure its longevity, scraper 112 may be provided with wear strips, particles, or both (not shown). Scraping elements 100 and 112 are attached by a pig body 114, which may be made from flexible material, or otherwise formed to allow pipeline pig 110 to go around corners, as will be known in the art. The length of pig body 114 may also be adjustable to provide for pigs of different sizes and lengths. It will be understood that any combination of the above scrapers 10, 100 and 112 may be used to form pipeline pig 110, or other elements already used in the industry may be incorporated with any of these.

10           In this patent document, the word "comprising" is used in its non-limiting sense to mean that items following the word are included, but items not specifically mentioned are not excluded. A reference to an element by the indefinite article "a" does not exclude the possibility that more than one of the element is present, unless the context clearly requires that there be one and only one of the elements.

15

          It will be apparent to one skilled in the art that modifications may be made to the illustrated embodiments without departing from scope of the Claims.

**What is Claimed is:**

1. A scraping element for a pipeline pig, the scraping element comprising:  
5 a moulded body having a circular peripheral scraping edge circumscribing the body and adapted to engage an interior surface of a pipeline, and a cup shaped portion trailing the scraping edge and being separated from the scraping edge by a recessed portion, the circular peripheral scraping edge being carried by a disk-shaped portion of the moulded body, the disk-shaped portion, the recessed portion and the cup shaped portion being integrally formed  
10 in the moulded body;  
a mount for mounting the body to a pipeline pig; and  
a wear resistant material embedded in the scraping edge of the body.
2. The scraping element of claim 1, wherein the wear resistant material comprises wear  
15 strips positioned in parallel spaced relation around a circumference of the body.
3. The scraping element of claim 1, wherein the body is of urethane.
4. The scraping element of claim 1, wherein the wear resistant material is selected from a  
20 group consisting of an ultra high molecular weight polyethylene, a thermo-plastic, a thermo-set, a carbon-based material, kevlar, nylon, and ceramic.
5. The scraping element of claim 1, wherein the body comprises a substantially flat  
leading surface.  
25
6. The scraping element of claim 1, wherein the wear resistant material is in the form of a belt having a plurality of upstanding ribs that serve as wear strips.
7. The scraping element of claim 1, wherein the wear resistant material is particles.  
30
8. The scraping element of claim 1, wherein the scraping element further comprising at least one trailing cup shaped body, a flexible body couples the at least one trailing cup shaped

body with the moulded body in an axially spaced relationship.

9. The scraping element of claim 8, wherein a leading surface of the trailing cup shaped body, facing the moulded body, is beveled.

5

10. A scraping element for a pipeline pig, the scraping element comprising:  
a disk-shaped body moulded out of urethane having a circular peripheral scraping edge circumscribing the body and adapted to engage with an interior surface of a pipeline, and a cup shaped portion trailing the scraping edge and being separated from the scraping edge by a recessed portion;

10

a mount for mounting the body to a pipeline pig;

a belt embedded in the scraping edge of the body, the belt being made from a wear-resistant material selected from a group consisting of an ultra high molecular weight polyethylene, a thermo-plastic, a thermo-set, a carbon-based material, kevlar, nylon, and ceramic, the belt having a plurality of upstanding ribs that serve as wear strips, and the wear strips being positioned in parallel spaced relation around a circumference of the body.

15

11. The scraping element of claim 10, wherein the scraping element further comprising at least one trailing cup shaped body, a flexible body couples the at least one trailing cup shaped body with the disk-shaped body in an axially spaced relationship.

20

12. The scraping element of claim 11, wherein a leading surface of the trailing cup shaped body, facing the disk-shaped body, is beveled.

25

13. The scraping element of claim 10, wherein the circular peripheral scraping edge is carried by a disk-shaped portion of the disk-shaped body, and the disk-shaped portion, the recessed portion and the cup shaped portion being integrally formed in the disk-shaped body.

30

14. A scraping element for a pipeline pig, the scraping element comprising:  
a cup-shaped body moulded out of urethane having a circular peripheral scraping edge circumscribing the body and adapted to engage an interior surface of a pipeline, and a cup shaped portion trailing the scraping edge and being separated from the scraping edge by a

recessed portion;

a mount for mounting the body to a pipeline pig;

5 a belt embedded in the scraping edge of the body, the belt being made from a wear-resistant material selected from a group consisting of ultra high molecular weight polyethylene, thermo-plastic, thermo-set, a carbon-based material, kevlar, nylon, and ceramic, the belt having a plurality of upstanding ribs that serve as wear strips, and the wear strips being positioned in parallel spaced relation around a circumference of the body.

10 15. The scraping element of claim 14, wherein the circular peripheral scraping edge is carried by a disk-shaped portion of the cup-shaped body, and the disk-shaped portion, the recessed portion and the cup shaped portion being integrally formed in the cup-shaped body.

16. A scraping element for a pipeline pig, the scraping element comprising:

15 a moulded body having a circular peripheral scraping edge circumscribing the body and adapted to engage an interior surface of a pipeline, and a cup shaped portion trailing the scraping edge and being separated from the scraping edge by a recessed portion, the circular peripheral scraping edge being carried by a disk-shaped portion of the moulded body, the disk-shaped portion, the recessed portion and the cup shaped portion being integrally formed in the moulded body;

20 a mount for mounting the body to a pipeline pig; and  
particles of wear-resistant material being embedded in the scraping edge of the body.

17. A scraping element for a pipeline pig, comprising:

25 a moulded body having a circular peripheral scraping edge circumscribing the body and adapted to engage an interior surface of a pipeline and a cup shaped portion trailing the scraping edge and separated from the scraping edge by a recessed portion;

a mount for mounting the body to a pipeline pig; and

30 a wear resistant material embedded in the scraping edge of the body, the wear resistant material being in the form of a belt having a plurality of upstanding ribs that serve as wear strips.

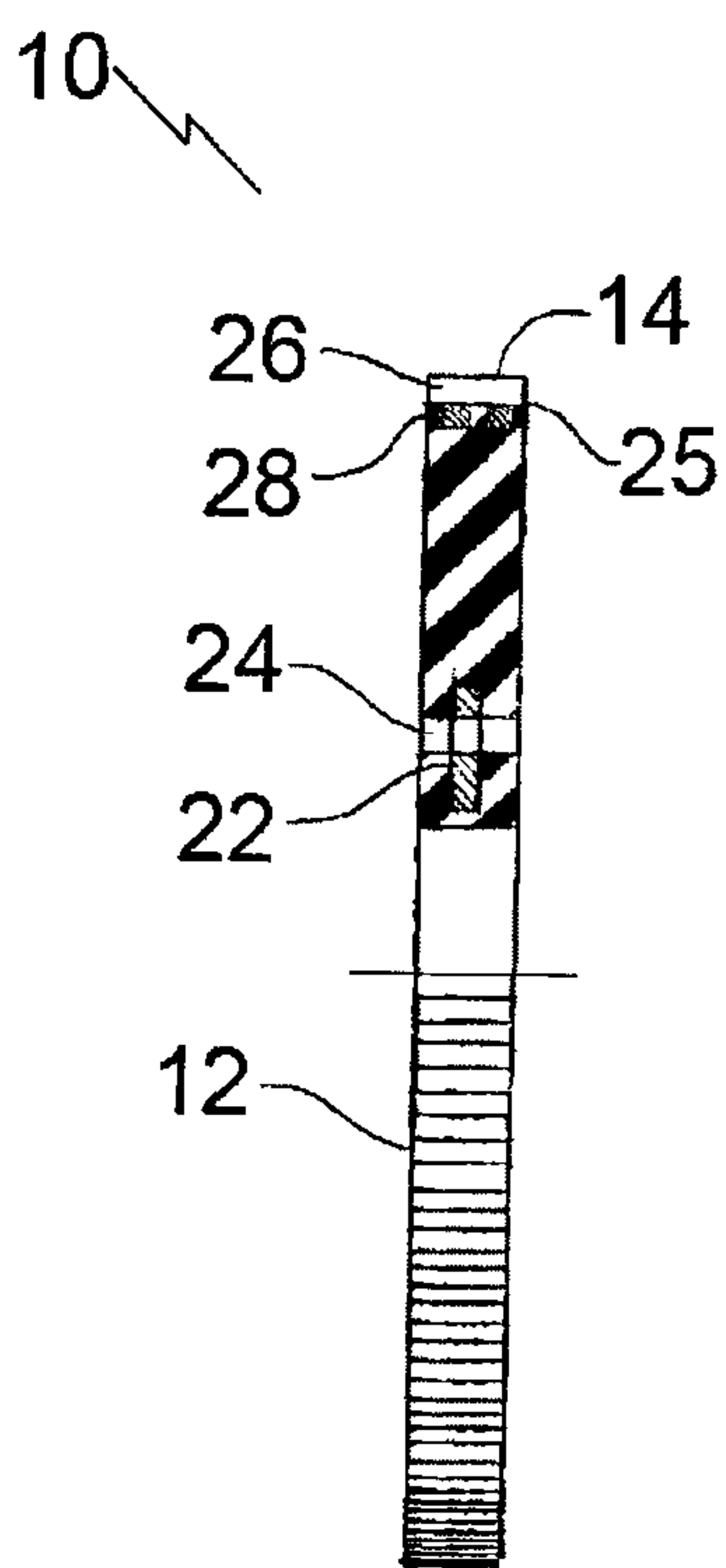


FIG. 1

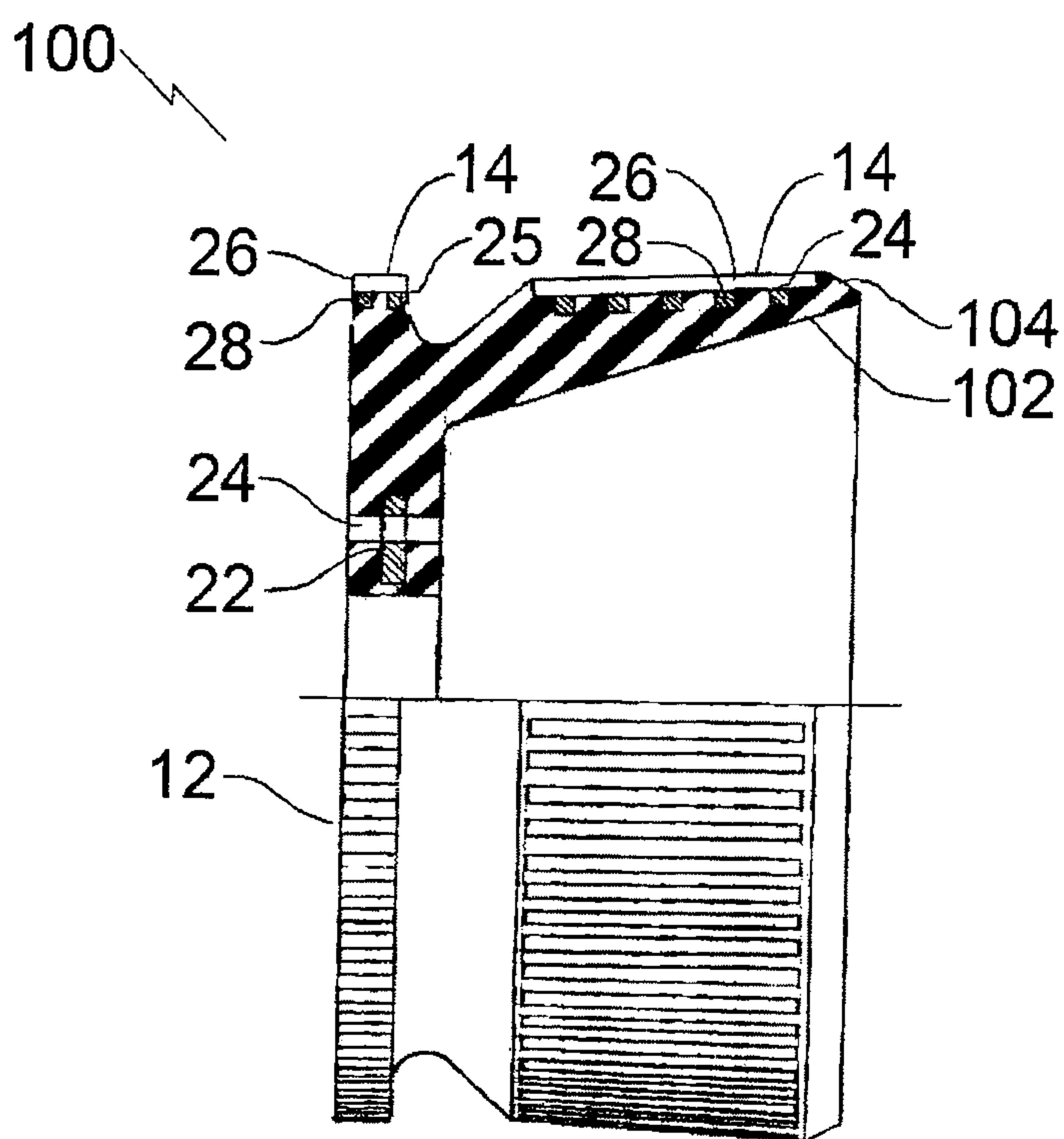


FIG. 2

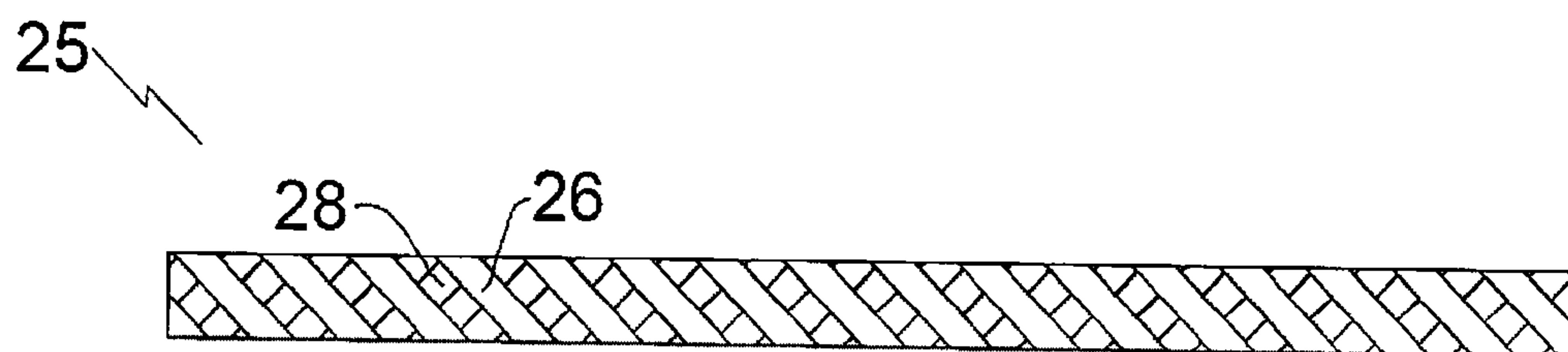


FIG. 3

10

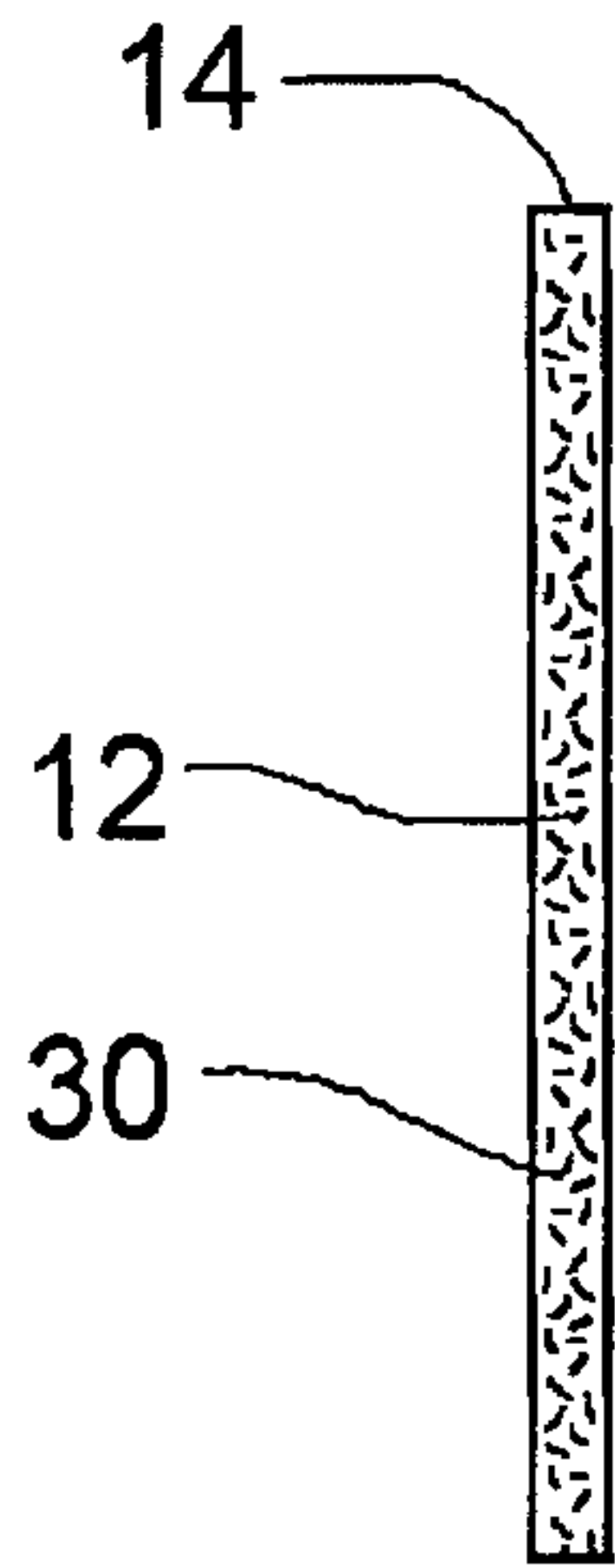


FIG. 4

110

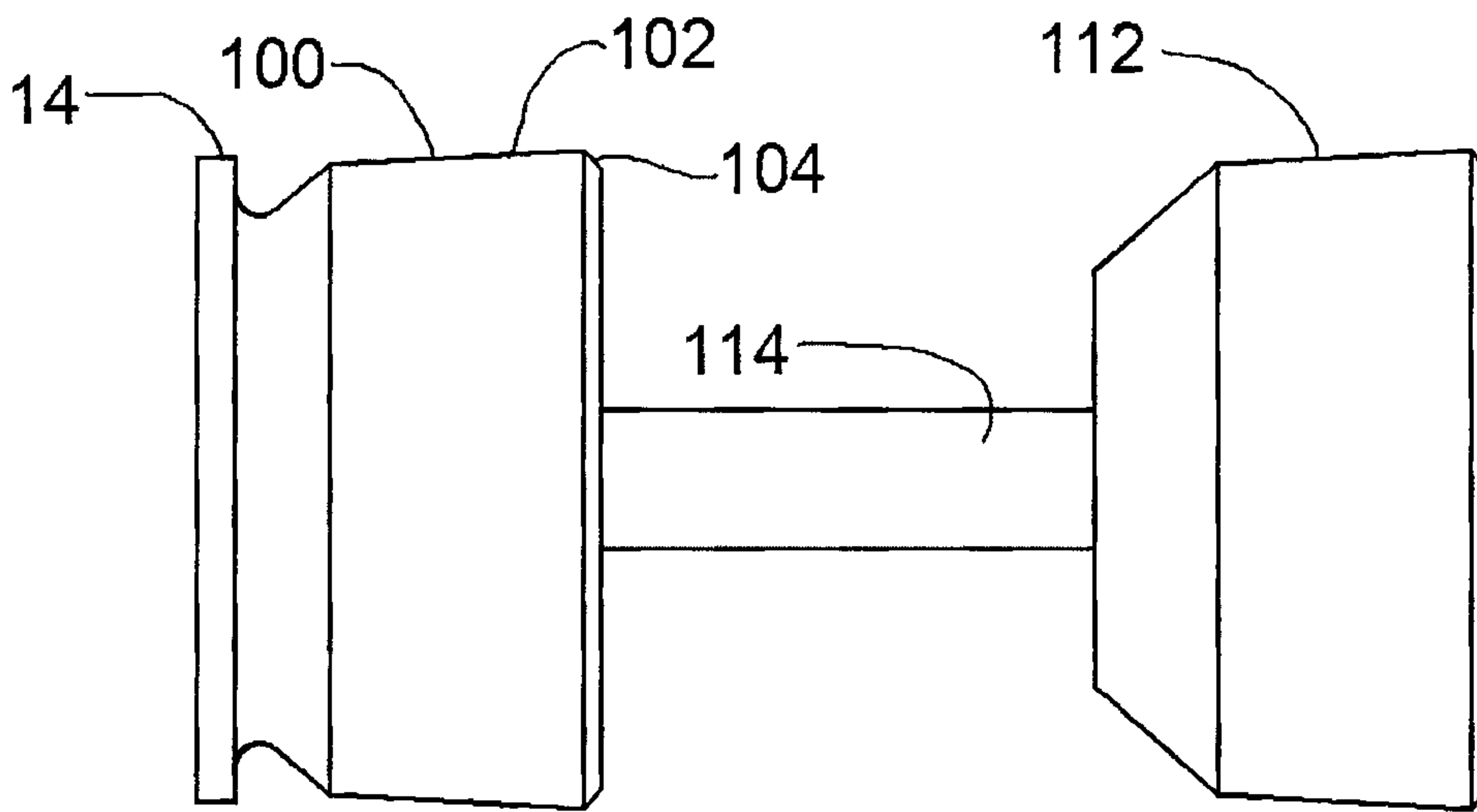


FIG. 5

10

