



(10) **Patent No.:** **US D522,302 S**
(45) **Date of Patent:** **** Jun. 6, 2006**

Primary Examiner—Celia A. Murphy

(74) *Attorney, Agent, or Firm*—Rader, Fishman & Grauer
PLLC

(57) **CLAIM**

The ornamental design for a case for a disc cartridge, as shown.

DESCRIPTION

FIG. 1 is a front elevational view of a case for a disc cartridge showing my new design;

FIG. 2 is a rear elevational view thereof;

FIG. 3 is a left side elevational view thereof;

FIG. 4 is a right side elevational view thereof;

FIG. 5 is a top plan view thereof;

FIG. 6 is a bottom plan view thereof.

FIG. 7 is a front elevational view thereof;

FIG. 8 is a cross-sectional view taken along line VIII—VIII of FIG. 7;

FIG. 9 is a cross-sectional view taken along line IX—IX of FIG. 7:

FIG. 10 is a cross-sectional view taken along line X—X of FIG. 7;

FIG. 11 is a cross-sectional view taken along line XI—XI of FIG. 7;

FIG. 12 is a cross sectional view taken along line XII'-XII''—XII'''—XII'''' of FIG. 7;

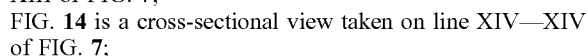
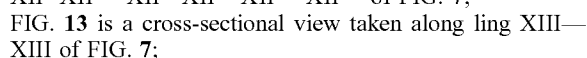


FIG. 15 is an enlarged view of the portion defined by lines XV—XV and XV'—XV' of FIG. 7:

FIG. 16 is a cross-sectional view thereof taken along line XVI—XVI of FIG. 15:

FIG. 17 is a front elevational view of the case for the disc cartridge of FIGS. 1-16 shown in a closed position;

FIG. 18 is a right side elevational view of FIG. 17;

FIG. 19 is a top plan view of FIG. 17; and,

FIG. 20 is an enlarged cross-sectional view taken along line XX—XX of FIG. 17.

FIG. 1




FIG. 2

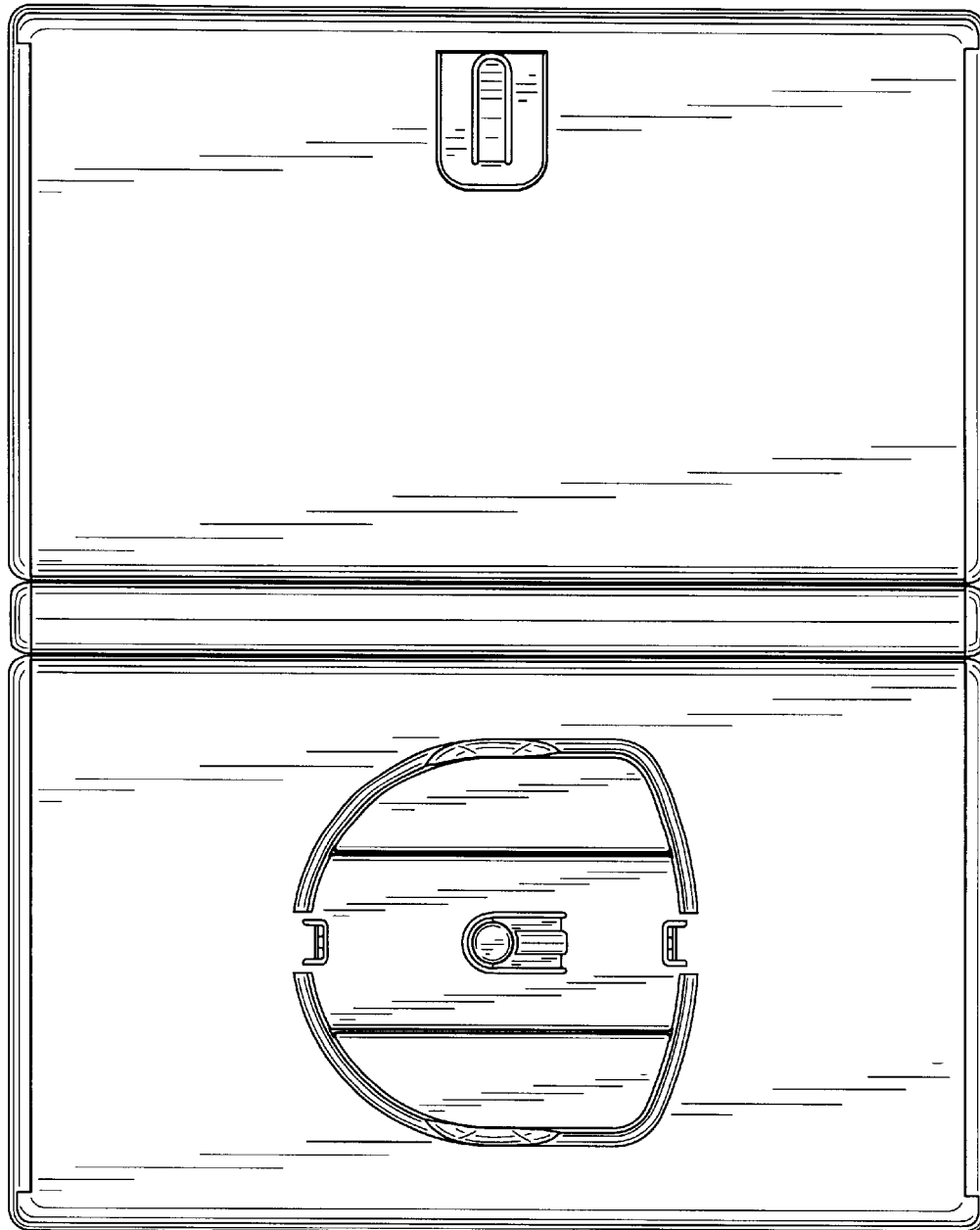


FIG. 3

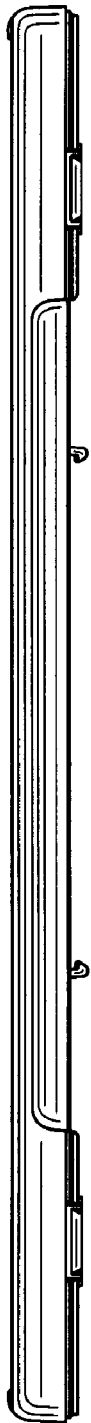


FIG. 4



FIG. 5



FIG. 6



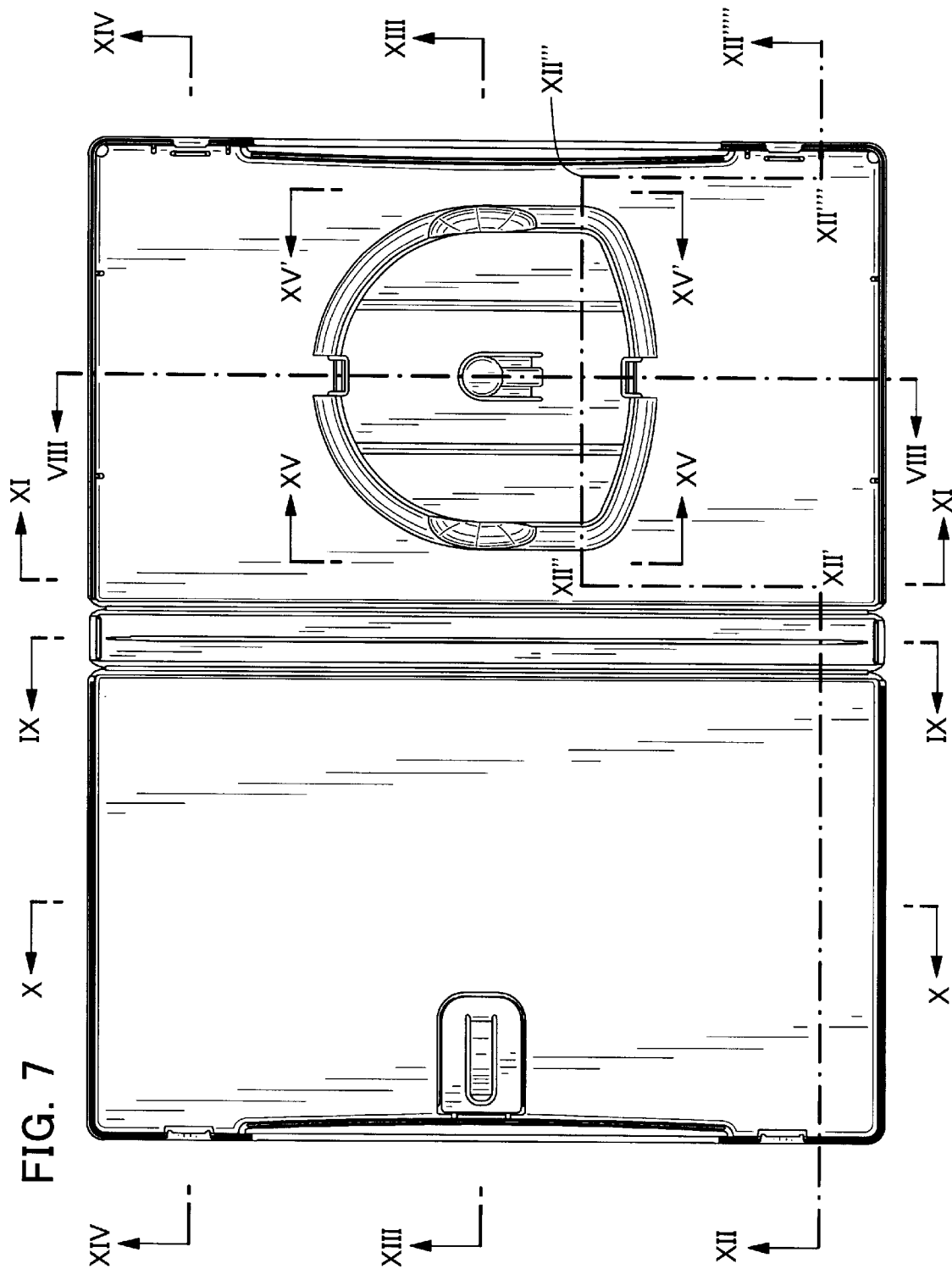


FIG. 8

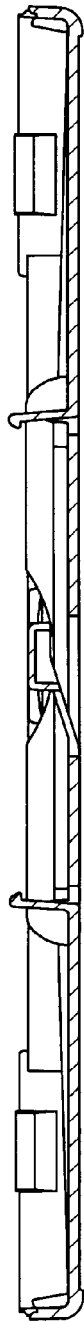


FIG. 9

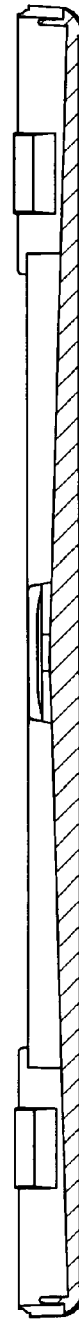


FIG. 10

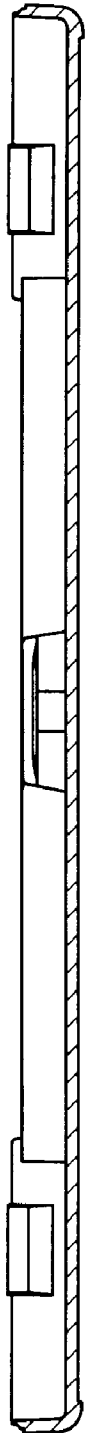


FIG. 11

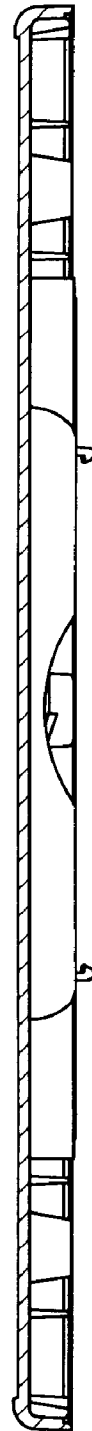


FIG. 12

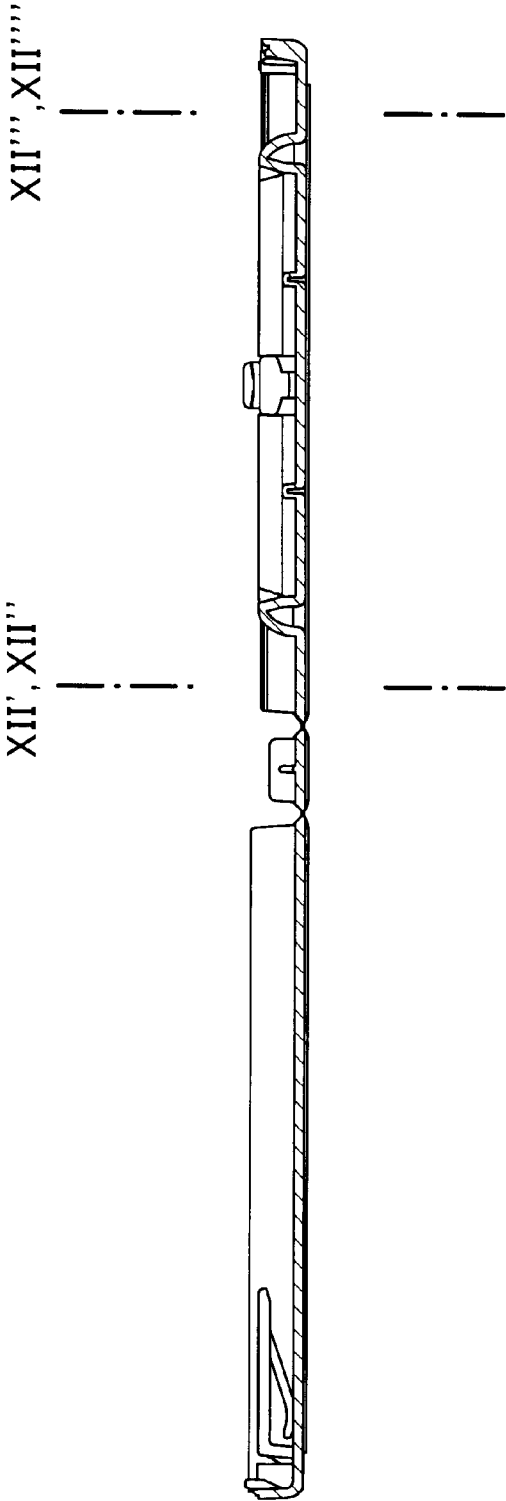


FIG. 13



FIG. 14

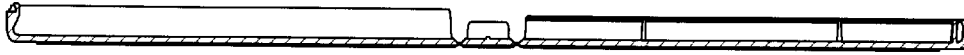


FIG. 15

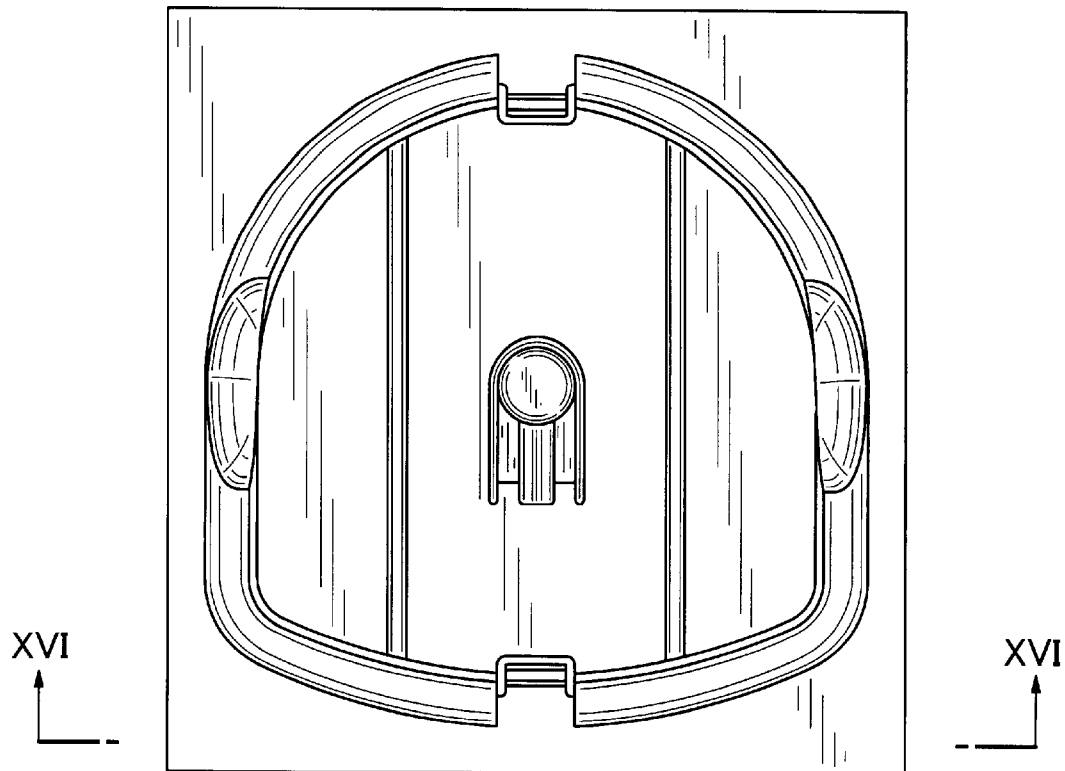


FIG. 16

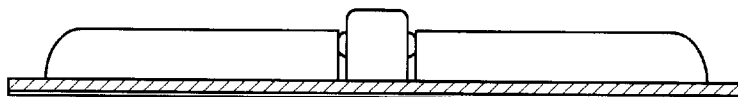


FIG. 17

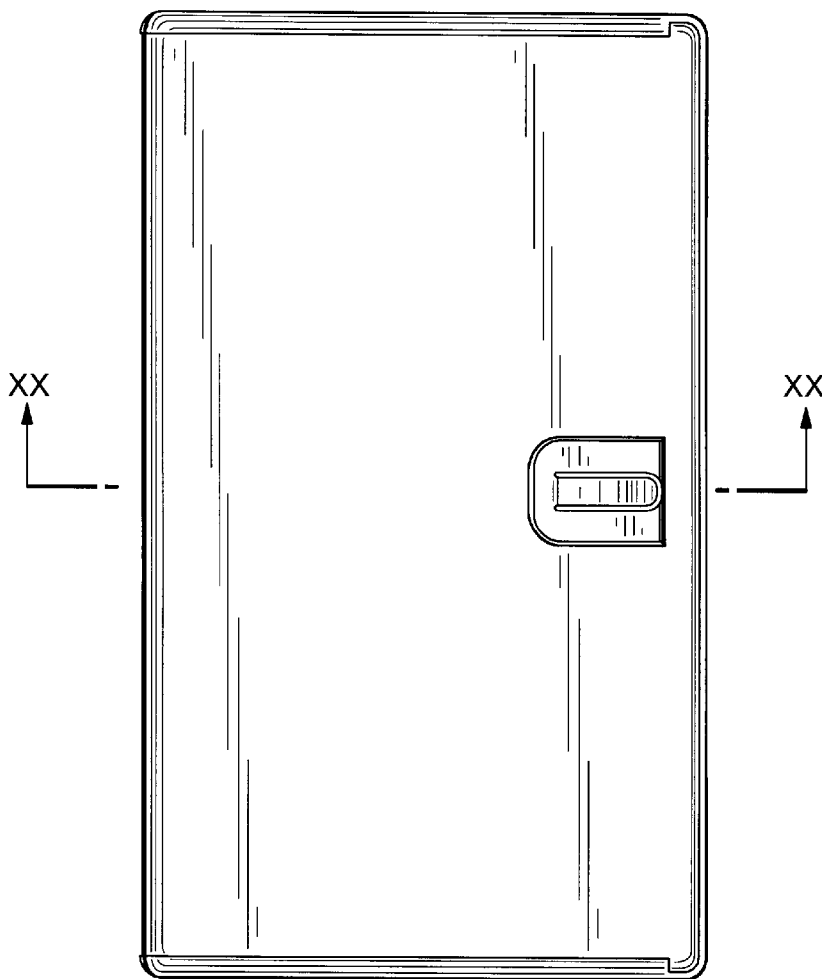


FIG. 18



FIG. 19


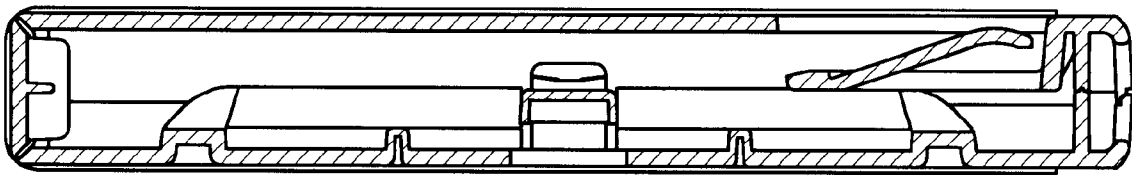


FIG. 20



UNITED STATES PATENT AND TRADEMARK OFFICE
CERTIFICATE OF CORRECTION

PATENT NO. : Des. 522,302 S
APPLICATION NO. : 29/213851
DATED : June 6, 2006
INVENTOR(S) : Teiyu Goto

Page 1 of 1

It is certified that error appears in the above-identified patent and that said Letters Patent is hereby corrected as shown below:

On the title page, ITEM (73) should read:

--(73) Assignee: Sony Computer Entertainment Inc.,
Toyko, (JP)

Signed and Sealed this

Twenty-ninth Day of August, 2006

A handwritten signature in black ink on a light gray dotted background. The signature reads "Jon W. Dudas" in a cursive, stylized script. The "J" is large and loops around the "on". The "W" is written with two distinct peaks. The "D" is large and loops around the "udas".

JON W. DUDAS

Director of the United States Patent and Trademark Office