



US00D751386S

(12) **United States Design Patent**
Markle et al.

(10) **Patent No.:** **US D751,386 S**

(45) **Date of Patent:** **** Mar. 15, 2016**

(54) **RAZOR PACKAGE**

(71) Applicant: **The Gillette Company**, Boston, MA (US)

(72) Inventors: **Andrew Anthony Markle**, New York, NY (US); **Carl Andrew Gerhards**, Astoria, NY (US)

(73) Assignee: **Gillette Company**, Boston, MA (US)

(**) Term: **14 Years**

(21) Appl. No.: **29/496,348**

(22) Filed: **Jul. 11, 2014**

Related U.S. Application Data

(62) Division of application No. 29/445,706, filed on Feb. 14, 2013, now Pat. No. Des. 715,140.

(51) **LOC (10) Cl.** **09-07**

(52) **U.S. Cl.**

USPC **D9/434**

(58) **Field of Classification Search**

USPC D9/686-692, 695, 697, 707, 708, 748, D9/749, 766, 767, 772, 773, 415, 419, 434, D9/457, 516, 550, 563, 526, 600, 658, 552, D9/503, 504; D19/10

CPC B65D 47/2081; B65D 83/0055; B65D 35/02; B65D 35/08; B65D 75/36; B65D 75/366

See application file for complete search history.

(56) **References Cited**

U.S. PATENT DOCUMENTS

D135,246 S 3/1943 Burke
D200,738 S 3/1965 Scheindel et al.
D266,829 S * 11/1982 Yoshizawa et al. D9/415
D429,146 S 8/2000 Thibiant et al.

D438,563 S 3/2001 Webb et al.
D451,014 S 11/2001 Otto
D456,814 S 5/2002 Pentz
D461,477 S 8/2002 Pentz
D468,198 S * 1/2003 Nakazawa et al. D9/415
D535,554 S 1/2007 Kent
D553,675 S * 10/2007 Hogg D19/10
D571,856 S 6/2008 Hammad et al.
D599,201 S * 9/2009 Seol et al. D9/432
D599,214 S * 9/2009 Born et al. D9/415
D614,491 S * 4/2010 Rhoad D9/415
D626,704 S 11/2010 Rogers et al.
D636,683 S 4/2011 Floyd et al.
D637,486 S 5/2011 Andrew
D639,179 S * 6/2011 Powers et al. D9/434
D640,929 S 7/2011 Swanson
D646,567 S 10/2011 Graham et al.

(Continued)

Primary Examiner — Susan Bennett Hattan

Assistant Examiner — Brett Miller

(74) *Attorney, Agent, or Firm* — Joanne N. Pappas; Kevin C. Johnson; Steven W. Miller

(57) **CLAIM**

The ornamental design for a razor package, as shown and described.

DESCRIPTION

FIG. 1 is a perspective view of a razor package showing my new design having a gradient pattern from the upper portion to the lower portion and a band on a razor package disposed between the upper and lower portion;

FIG. 2 is a front view thereof;

FIG. 3 is a back view thereof;

FIG. 4 is a right view thereof;


FIG. 5 is a left view thereof;

FIG. 6 is a top view thereof; and,

FIG. 7 is a bottom view thereof.

The broken lines depict portions of the razor package that form no part of the claimed design.

1 Claim, 5 Drawing Sheets



(56)

References Cited

U.S. PATENT DOCUMENTS

D649,066 S	11/2011	Arinsmier et al.	D684,467 S	6/2013	Macaulay et al.
D650,668 S	12/2011	Graham et al.	D684,468 S	6/2013	Macaulay et al.
D653,108 S	1/2012	Graham et al.	D691,058 S	10/2013	Akers, Jr.
D654,357 S *	2/2012	Arinsmier et al. D9/415	D691,470 S	10/2013	Macaulay et al.
D678,053 S *	3/2013	Marcinkowski D9/434	D704,738 S	5/2014	Jewitt
D678,054 S	3/2013	Powers et al.	D705,664 S *	5/2014	Markle et al. D9/600
			D724,946 S *	3/2015	Atkinson D9/457
			2002/0185543 A1	12/2002	Pentz et al.
			2009/0173104 A1	7/2009	Shunnarah

* cited by examiner

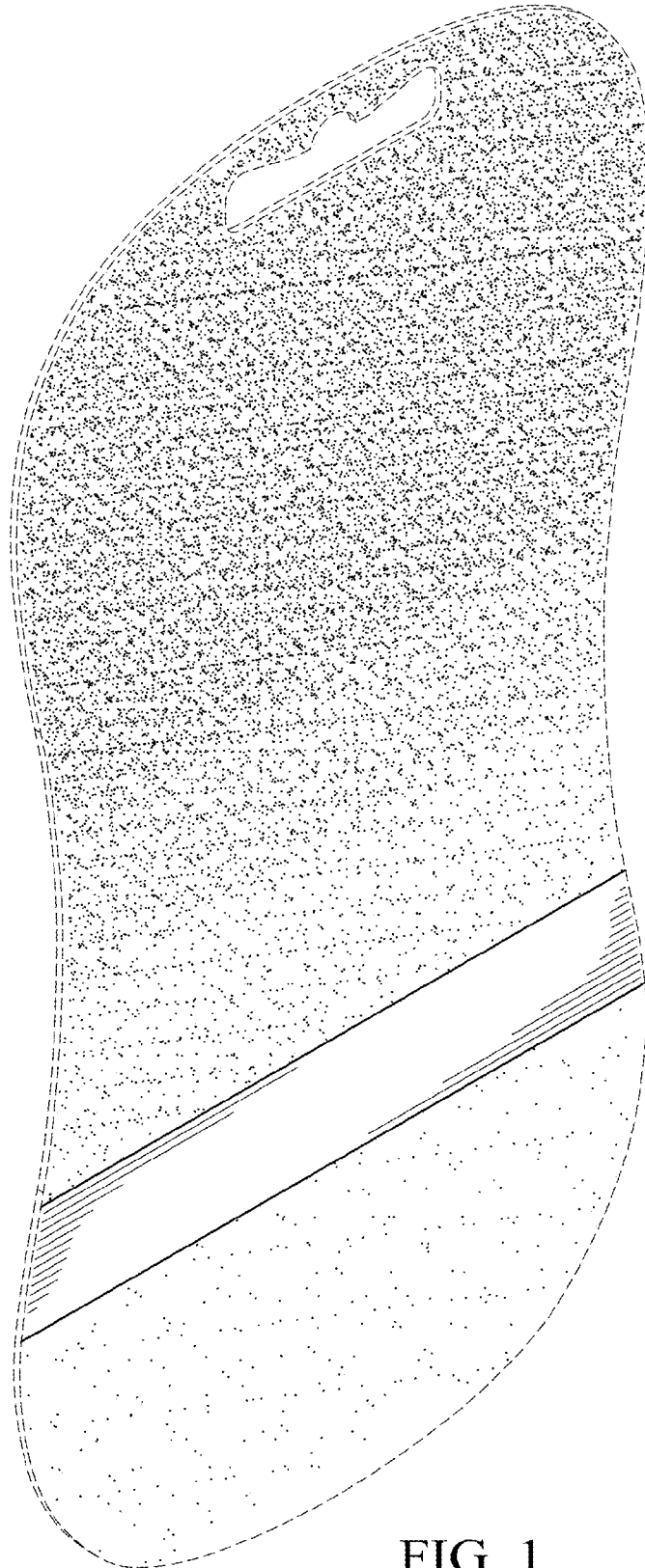


FIG. 1




FIG. 2




FIG. 3



FIG. 4



FIG. 5




FIG. 6

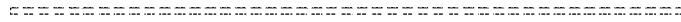


FIG. 7