

No. 817,752.

PATENTED APR. 17, 1906.

L. CHRISTENSEN.
CEMENT POST.

APPLICATION FILED JAN. 10, 1906.

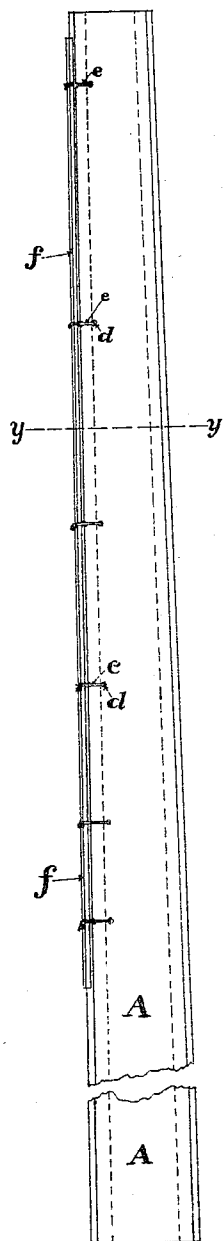


Fig. 1.

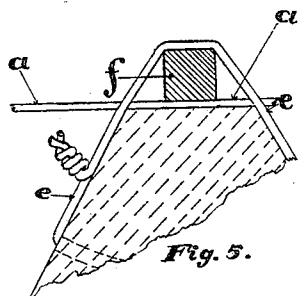


Fig. 5.

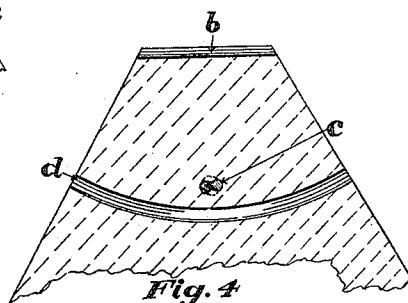


Fig. 4.

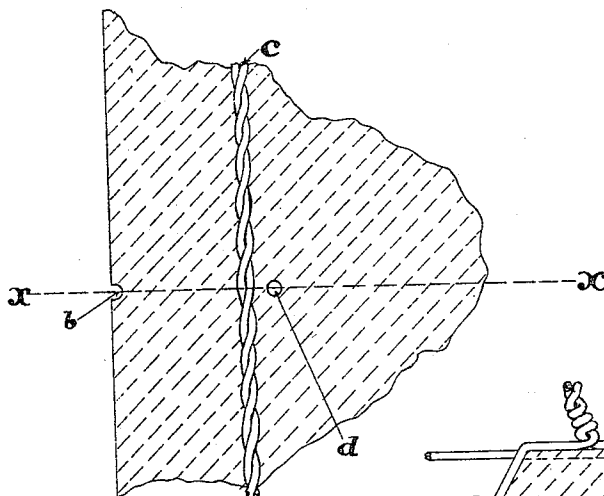


Fig. 2.

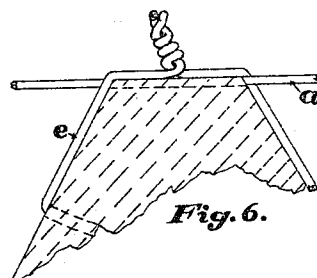


Fig. 6.

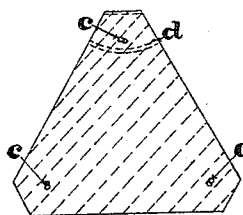


Fig. 3.

Witnesses,
J. Amerland
J. W. Lohr

Inventor
L. Christensen
per
H. B. Hardinger
Attorney.

UNITED STATES PATENT OFFICE.

LARS CHRISTENSEN, OF SIOUX CITY, IOWA.

CEMENT POST.

No. 817,752.

Specification of Letters Patent.

Patented April 17, 1906.

Application filed January 10, 1906. Serial No. 295,462.

To all whom it may concern:

Be it known that I, LARS CHRISTENSEN, a citizen of the United States, and a resident of Sioux City, in the county of Woodbury and State of Iowa, have invented a certain new and useful Improvement in Cement Posts; and I do declare the following to be a full, clear, and exact description of the same, reference being had to the accompanying drawings, forming a part thereof.

My invention relates to concrete or cement posts; and the object of the invention is to provide a post of composite material to which any number of fence-wires may be quickly, cheaply, and effectively secured. I attain this object by means of a triangular-shaped post reinforced by longitudinal wires and means for securing the fence-wires, consisting of short wires running through the post and a rod, as will be hereinafter more fully explained.

In the drawings, Figure 1 is a view of post in side elevation, showing means of attaching the fence-wires. Fig. 2 is a partial section of post, showing one of the longitudinal wires. Fig. 3 is a partial cross-section of post, taken on line *x x*, Fig. 2. Fig. 4 is an enlarged view of one corner of Fig. 3. Fig. 5 is a cross-section of post and rod, taken on line *y y*, Fig. 1, showing also wire attached. Fig. 6 is a partial section of post, showing means for attaching the fence-wires without the rod.

Referring now to the illustrations, in which like parts are designated by similar letters of reference, A is the post, made in a form or mold, of concrete, cement, or composite material, and tapering somewhat toward the top, as seen in Fig. 1. It is of general triangular shape with the points or edges removed, so as to form a hexagon with unequal sides. The fence-wires *a* are secured to one of the short sides or corners of the post. On this side narrow grooves *b* are formed at convenient intervals for the reception of the fence-wires. Running the length of the post, near each of the short sides, are double wires *c*, twisted, as shown in Fig. 2, to strengthen and reinforce the post. Openings *d*, curving inward toward the middle of the post and passing inside the twisted wires, are made at convenient intervals opposite the grooves and through the corner of the post to which the fence-wires are secured. Short wires *e* are adapted to be inserted in these openings and brought around the corner of the post, as seen in Figs. 5 and 6, where the ends are se-

cured by twisting them together. When more fence-wires are used than provision is made for by the short wire *e*, a rod *f*, as seen in Figs. 1 and 5, is placed against the face of the post and secured thereto by twisting the short wire *e* around the rod, the rod thus holding the fence-wires securely in the grooves of the posts. The short wires have a double purpose. First, they form convenient and effective means of securing to the post all the fence-wires ordinarily used in a fence by running the fence-wires between the short wires and the post through the loop formed after the ends of the short wires are twisted together or by bending the short wires around the fence-wires after the latter are adjusted in the grooves, one side of the wire passing above and one side below the fence-wire, as seen in Fig. 6. Second, if more wires are needed to be used, as in the case of hog-fence, the rod is placed alongside of the post after the wires are adjusted in the various grooves, and the short wires are then tightly twisted about the rod, which firmly secures the wires to the post.

The posts may be used either with or without the rods, depending upon the number of wires used in the fence and whether more or less than the number of short wires provided for. For ordinary purposes the means supplied by the short wires are sufficient, and the rods are required only when an extra number of wires is used.

Having described my invention, what I claim as new, and desire to secure by Letters Patent, is—

A concrete or cement post of triangular shape with points removed so as to form a hexagon with sides of unequal length, said post having grooves on one face thereof for the insertion of fence-wires and openings extended through the post for the insertion of wires to secure said fence-wires, longitudinal wires reinforcing said post, in combination with a rod adapted to be secured against the face of said post and wires for securing the rod against the post, substantially as described.

In witness whereof I have hereunto subscribed my name in the presence of two witnesses.

LARS CHRISTENSEN.

In presence of—

F. W. LOHR,

H. C. GARDINER