US00D557982S

(12) United States Design Patent

Ablo

(10) Patent No.: US D557,982 S
(45) Date of Patent: ** Dec. 25, 2007

(54) **STEAMER RACK**

(75) Inventor: **Famia E. Ablo**, Orlando, FL (US)

(73) Assignee: **Dart Industries Inc.**, Orlando, FL (US)

(**) Term: **14 Years**

(21) Appl. No.: **29/265,302**

(22) Filed: **Aug. 29, 2006**

(51) **LOC (8) Cl.** **07-02**
(52) **U.S. Cl.** **D7/409**
(58) **Field of Classification Search** ..... D6/403; D7/213, 323, 334–335, 354–360, 362–368, D7/387, 388, 391, 392.1, 402–409, 500, 538–550, D7/553.6, 554.1–554.2, 557, 560, 565–566, D7/570, 576, 584–587, 602, 608, 629; D10/91; D11/152, 164; 99/324–325, 349, 357, 385, 99/395, DIG. 14, 400, 403, 421 H, 425, 448–450, 99/483, 646 R; 108/24; 126/19 R, 20, 30, 126/275 R, 275 E, 369, 377, 384.1; 165/181, 165/185; 219/385, 386, 730, 759; 220/260–263, 220/306, 351, 366
See application file for complete search history.

(56) **References Cited**

U.S. PATENT DOCUMENTS

144,518	A	*	11/1873	Dunkleberger	99/449
254,770	A	*	3/1882	Hurd	99/450
755,786	A	*	3/1904	Martin	220/574
842,703	A	*	1/1907	Roberts	108/24
3,314,358	A	*	4/1967	Burns	99/349
3,941,967	A		3/1976	Sumi et al.	
D239,692	S	*	4/1976	Ashton	D7/388
D241,875	S	*	10/1976	Insalaco	D11/164
4,317,017	A		2/1982	Bowen	
D271,651	S	*	12/1983	Knutson	D7/570
4,689,458	A		8/1987	Levendusky et al.	
4,705,927	A		11/1987	Levendusky et al.	
D303,066	S	*	8/1989	Gadzinski et al.	D7/388
4,880,951	A		11/1989	Levinson	
4,892,213	A		1/1990	Mason, Jr.	
4,923,704	A		5/1990	Levinson	
D311,849	S	*	11/1990	Strand	D7/354
D316,505	S	*	4/1991	Chow	D7/667
5,045,660	A		9/1991	Levinson	
5,097,753	A	*	3/1992	Naft	99/341
5,139,166	A		8/1992	Smith	
D353,303	S		12/1994	Davis	
D359,202	S	*	6/1995	Cousins et al.	D7/667
5,558,798	A		9/1996	Tsai	
D378,566	S	*	3/1997	Cousins	D7/667
D391,440	S	*	3/1998	Cousins	D7/360
D401,107	S	*	11/1998	Rimback	D7/368
5,871,116	A		2/1999	Picchietti	
5,931,333	A		8/1999	Woodnorth et al.	
D435,481	S	*	12/2000	Wagner	D11/152
6,229,131	B1		5/2001	Koochaki	
D443,479	S	*	6/2001	Indekeu	D7/566
D461,686	S	*	8/2002	Ping Liu	D7/584
D466,369	S	*	12/2002	Alden	D7/409
D478,780	S	*	8/2003	Lugo et al.	D7/584
D486,408	S	*	2/2004	de Groote	D10/91

(Continued)

Primary Examiner—Mimosa De
Assistant Examiner—Ricky Pham
(74) *Attorney, Agent, or Firm*—John A. Doninger

(57) **CLAIM**

The ornamental design for a steamer rack, as shown and described.

DESCRIPTION

FIG. **1** is a top, right side and front perspective view of a steamer rack showing the new design;

FIG. **2** is a front elevation view thereof, the rear elevation being identical thereto;

FIG. **3** is a right side elevation view thereof, the left side elevation being identical thereto;

FIG. **4** is a top plan view thereof; and,

FIG. **5** is a bottom plan view thereof.

1 Claim, 3 Drawing Sheets

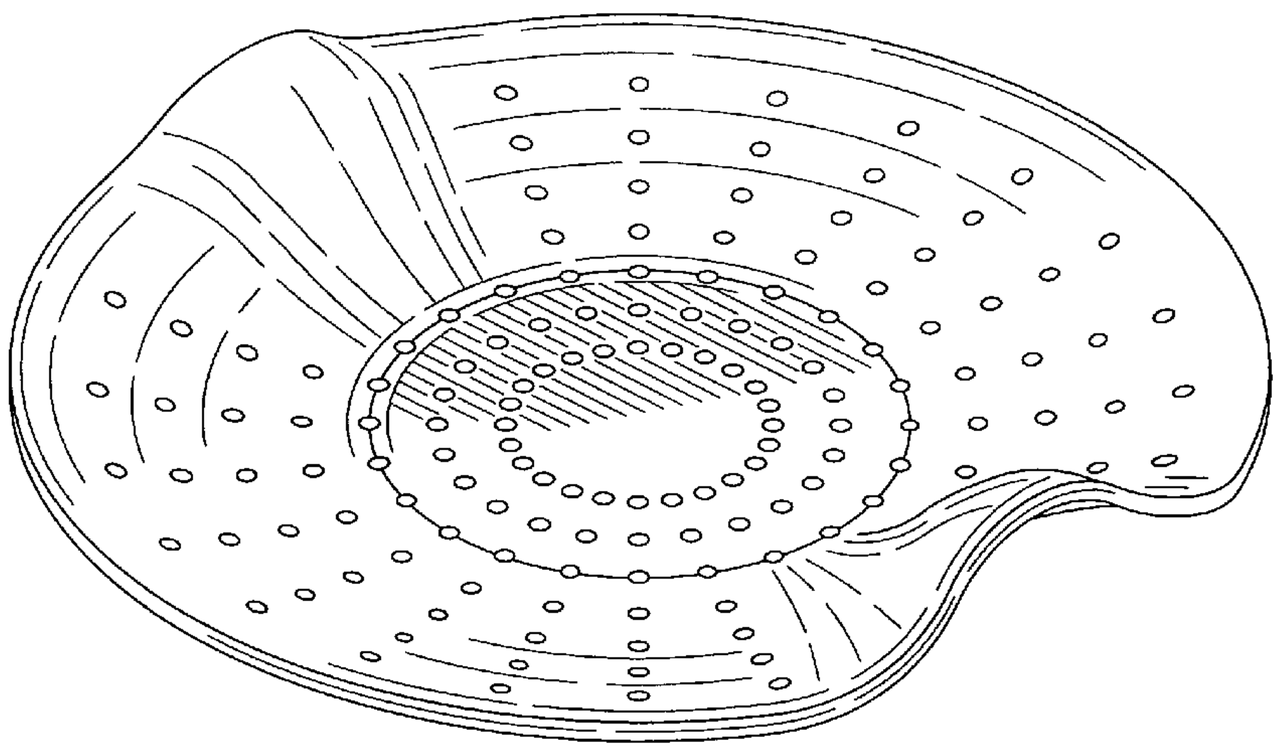

U.S. PATENT DOCUMENTS

D505,564	S	*	5/2005	Wagner	D6/403
D505,590	S	*	5/2005	Greiner et al.	D7/409
D513,462	S	*	1/2006	VanGilder et al.	D7/391
D514,372	S		2/2006	Kaposi et al.	
2001/0032843	A1	*	10/2001	Aronsson et al.	219/730
2004/0200845	A1		10/2004	Watzke et al.	

* cited by examiner

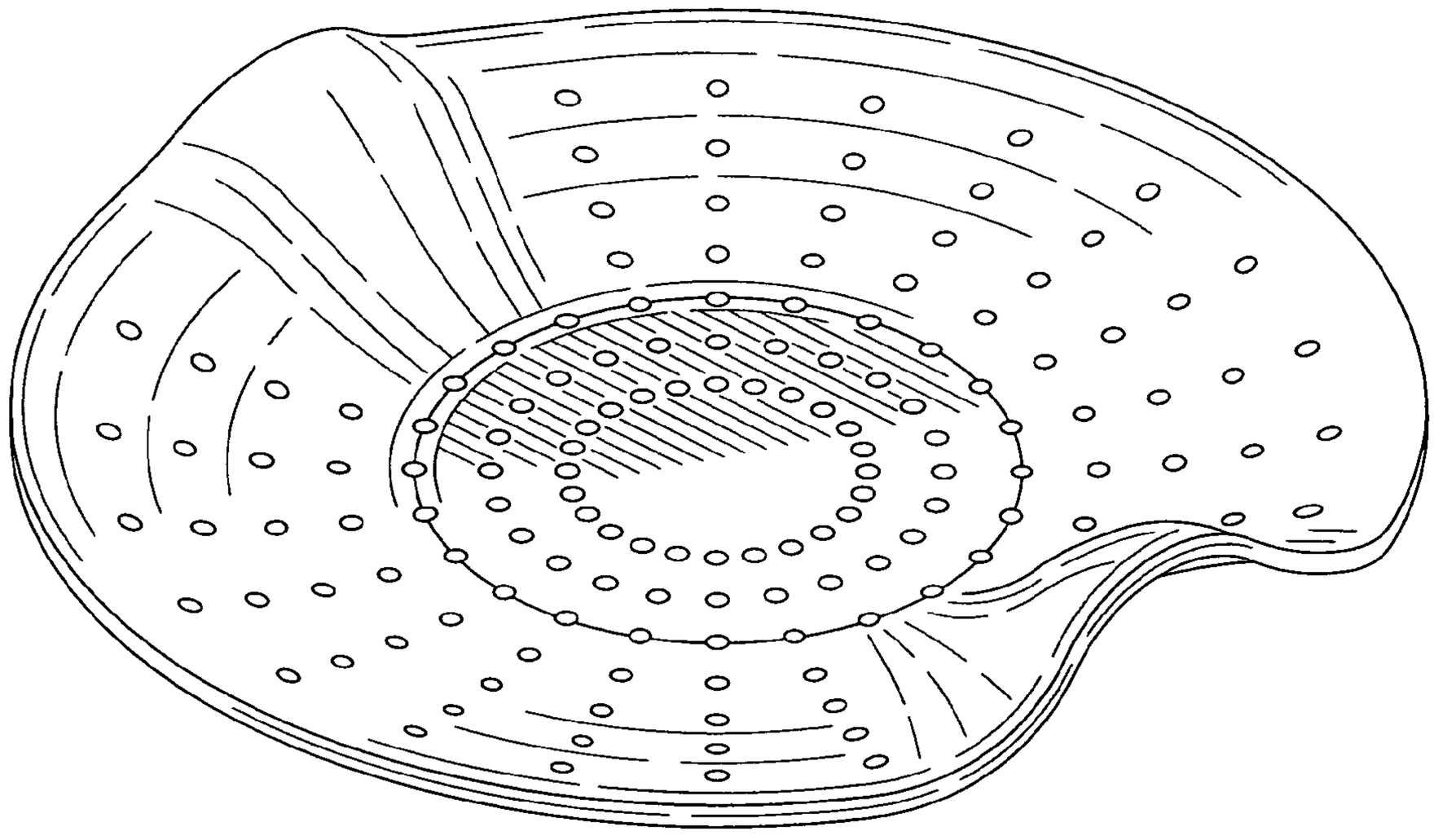

FIG. 1

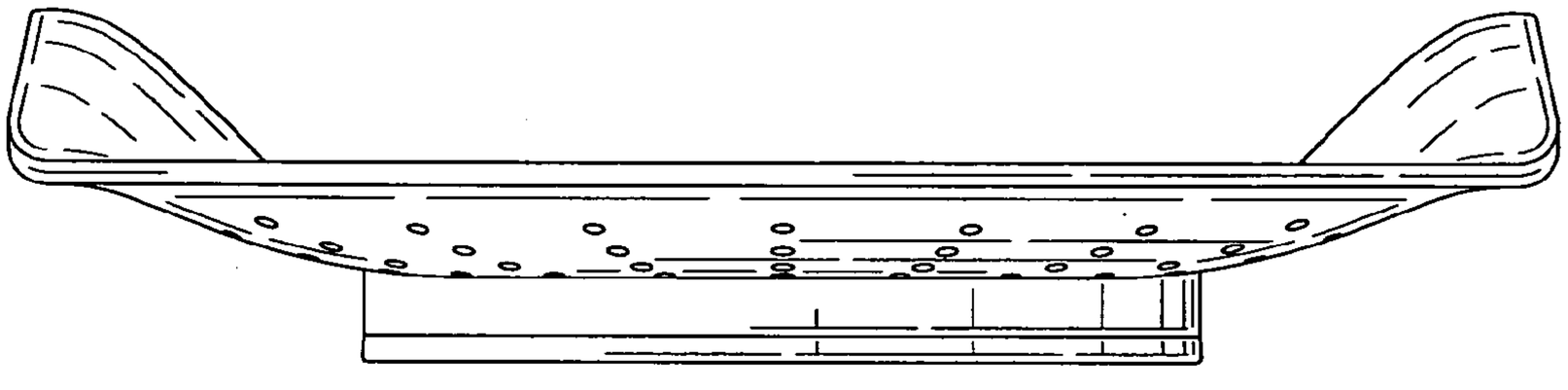

FIG. 2

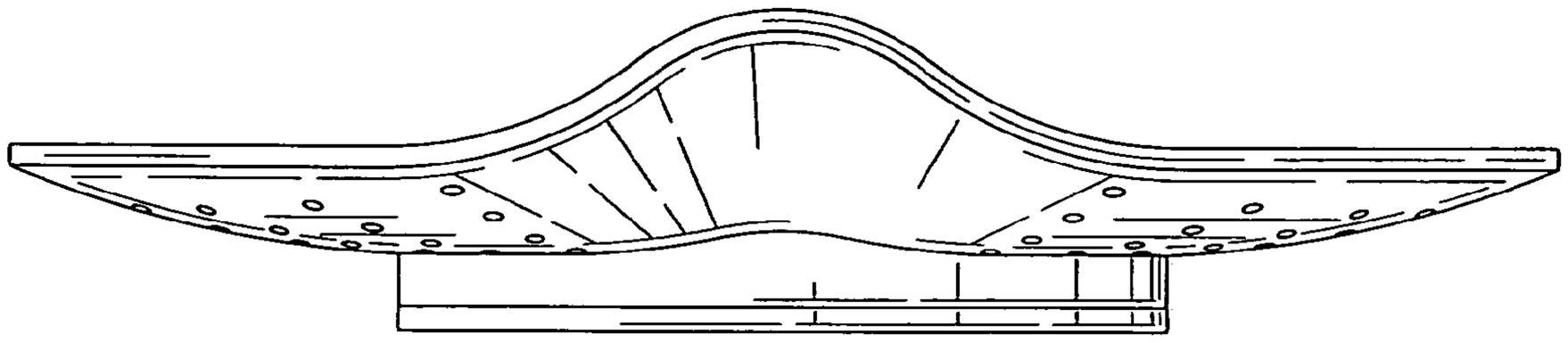

FIG. 3

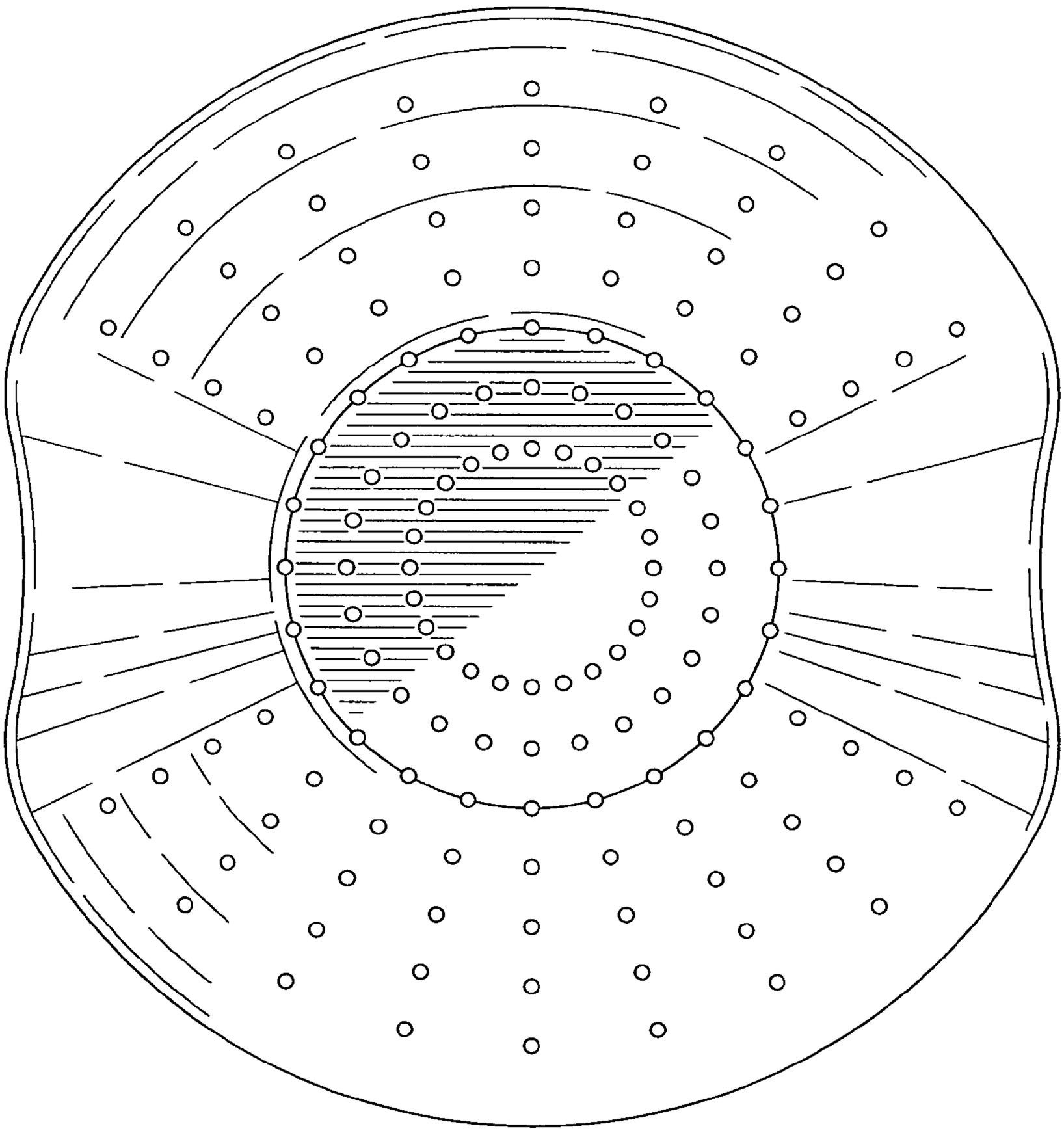

FIG. 4

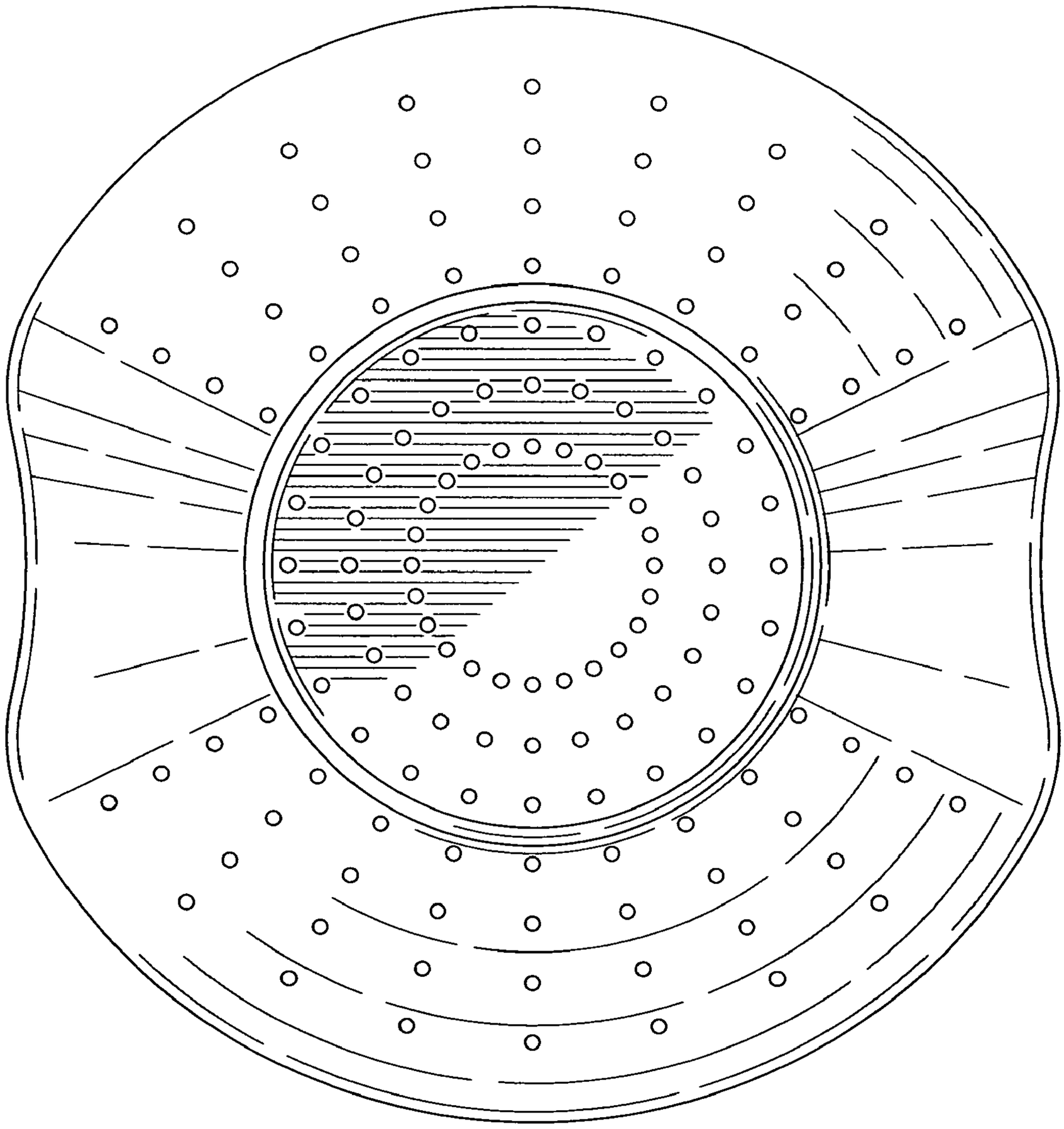

FIG. 5