

Europäisches Patentamt
European Patent Office
Office européen des brevets



(11) **EP 1 146 872 B1**

(12) **EUROPEAN PATENT SPECIFICATION**

(45) Date of publication and mention
of the grant of the patent:
21.06.2006 Bulletin 2006/25

(51) Int Cl.:
A61K 31/41 (2006.01) **A61K 31/415** (2006.01)
A61P 9/10 (2006.01)

(21) Application number: **00902628.7**

(86) International application number:
PCT/EP2000/000525

(22) Date of filing: **24.01.2000**

(87) International publication number:
WO 2000/044378 (03.08.2000 Gazette 2000/31)

(54) **USE OF ANGIOTENSIN II RECEPTOR ANTAGONISTS FOR TREATING ACUTE MYOCARDIAL INFARCTION**

VERWENDUNG VON ANGIOTENSIN II REZEPTORANTAGONISTEN ZUR BEHANDLUNG VON
AKUTEM MYOKARDISCHEN INFARKT

UTILISATION DES ANTAGONISTES DU RECEPTEUR D'ANGIOTENSINE II DANS LE TRAITEMENT
DE L'INFARCTUS AIGU DU MYOCARDE

(84) Designated Contracting States:
**AT BE CH CY DE DK ES FI FR GB GR IE IT LI LU
MC NL PT SE**
Designated Extension States:
SI

(74) Representative: **de Weerd, Petrus G.W. et al**
Novartis International AG
Corporate Intellectual Property
4002 Basel (CH)

(30) Priority: **26.01.1999 EP 99810061**
21.12.1999 US 468664

(56) References cited:
EP-A- 0 577 025 **EP-A- 0 702 013**
WO-A-92/10180 **WO-A-95/23792**
WO-A-97/49394 **US-A- 5 795 904**

(43) Date of publication of application:
24.10.2001 Bulletin 2001/43

(60) Divisional application:
06009525.4

- **N. MAKINO ET AL: "Regression of Hypertrophy After Myocardial Infarction Is Produced by the Chronic Blockade of Angiotensin Type 1 Receptor In Rats" JOURNAL OF MOLECULAR AND CELLULAR CARDIOLOGY, vol. 28, no. 3, 1996, pages 507-517, XP002106098**
- **D. L. CEILER ET AL: "Effect of Chronic Blockade of Angiotensin II Receptor Subtypes on aortic Compliance in Rats with Myocardial Infarction" JOURNAL OF CARDIOVASCULAR PHARMACOLOGY, vol. 31, no. 4, April 1998 (1998-04), pages 630-637, XP002106099**
- **IAN M. C. DIXON ET AL: "Effect of ramipril and Losartan on collagen expression in right and left heart after myocardial infarction" MOLECULAR AND CELLULAR BIOCHEMISTRY, vol. 165, 1996, pages 31-45, XP002106100**

(73) Proprietors:
• **Novartis AG**
4056 Basel (CH)
Designated Contracting States:
**BE CH CY DE DK ES FI FR GB GR IE IT LI LU MC
NL PT SE**
• **Novartis Pharma GmbH**
1230 Wien (AT)
Designated Contracting States:
AT

(72) Inventors:
• **MANN, Jessica, M.**
CH-4051 Basel (CH)
• **ODDOU, Pascale**
CH-4051 Basel (CH)
• **NEUHART, Eric, Michel**
F-68100 Mulhouse (FR)

Note: Within nine months from the publication of the mention of the grant of the European patent, any person may give notice to the European Patent Office of opposition to the European patent granted. Notice of opposition shall be filed in a written reasoned statement. It shall not be deemed to have been filed until the opposition fee has been paid. (Art. 99(1) European Patent Convention).

EP 1 146 872 B1

- HANATANI A ET AL: "INHIBITION BY ANGIOTENSIN II TYPE 1 RECEPTOR ANTAGONIST OF CARDIAC PHENOTYPIC MODULATION AFTER MYOCARDIAL INFARCTION" JOURNAL OF MOLECULAR AND CELLULAR CARDIOLOGY, vol. 27, 1 January 1995 (1995-01-01), pages 1905-1914, XP002910972
- SUN Y ET AL: "ANGIOTENSIN II RECEPTOR BINDING FOLLOWING MYOCARDIAL INFARCTION IN THE RAT" CARDIOVASCULAR RESEARCH, vol. 28, no. 11, 1 January 1994 (1994-01-01), pages 1623-1628, XP000601556

Remarks:

The file contains technical information submitted after the application was filed and not included in this specification

Description

[0001] The enzyme cascade of the renin-angiotensin system (RAS) comprises a series of biochemical events and, as is well known, there are a variety of approaches for using regulatory intervention to open up treatment possibilities, for example treatment of hypertension.

[0002] Angiotensinogen, an α 2-macroglycoprotein, is cleaved by the enzyme renin into the decapeptide angiotensin I, which is itself only very slightly active biologically. In the next step of the cascade, two further amino acids are cleaved off by the action of the enzyme angiotensin converting enzyme (ACE), which is mainly bound in the endothelium, with the formation of angiotensin II. The latter is regarded as being one of the most powerful natural vasoconstrictors.

[0003] The vasoconstrictive effects of angiotensin II are brought about by its action on the smooth muscle cells, and by stimulating formation of the adrenergic hormones adrenaline and noradrenaline and by increasing the activity of the sympathetic nervous system due to the formation of noradrenaline. In addition angiotensin II affects the electrolyte balance, generating, for example, antinatriuretic and antidiuretic effects in the kidney, and consequently promotes release of the peptide vasopressin from the pituitary, on the one hand, and of aldosterone from the adrenal glomerulosa, on the other. All these effects play an important role in blood pressure regulation.

[0004] Angiotensin II interacts with specific receptors on the surface of the target cells. Success has by now been achieved in identifying receptor subtypes which are, for example, designated AT₁ receptors and AT₂ receptors. Recently, considerable efforts have been made to identify the substances which bind selectively to the AT₁ receptor. These active compounds are called angiotensin II antagonists or angiotensin II receptor blockers. As a consequence of the inhibition of the AT₁ receptor, these antagonists can, for example, be employed as antihypertensives or for treating congestive heart failure.

Ischaemic Heart Disease - Acute Myocardial Infarction

[0005] Ischaemic heart disease is the leading cause of death in industrialised countries. The management of ischaemic heart disease essentially relies upon one of three strategies, comprising medical therapy, percutaneous transluminal procedures, such as coronary angioplasty and atherectomy, and coronary artery bypass grafting. Although medical treatment remains the mainstay of anti-ischaemic therapy, many patients undergo additional, invasive therapy in an attempt to restore coronary blood flow. However, there is increasingly intense discussion regarding not only the relative merits of these therapeutic approaches but also the point within the management of ischaemic heart disease at which they should be applied and the type of patient for which each is more appropriate.

[0006] Acute myocardial infarction (MI) strikes the majority of sufferers without prior warning and in the absence of clinically detectable predisposing risk factors (Braunwald E. Heart Disease - a Textbook of Cardiovascular Medicine. 1997). When patients come to the intensive unit in a hospital showing symptoms of acute MI, the diagnosis for acute MI requires that the patients must have

- (1) an increase in the plasma concentration of cardiac enzymes and
- (2) either a typical clinical presentation and/or typical ECG changes.

[0007] Either of the following parameters will fulfill the requirement for an increase in cardiac enzymes:

- Total creatine-kinase (CK) at least 2 times the upper limit of the normal range, or
- CK-MB (muscle-brain) above the upper limit of the normal range and at least 5% of the normal CK.

If total CK or CK-MB is not available, the following will be accepted in the fulfillment of the criteria for acute MI:

- Troponin T at least 3 times the upper limit of the normal range;
- Troponin I at least 3 times the upper limit of the normal range.

[0008] The use of Troponin T as a serum marker for MI is disclosed in V.V. Murthy and A. Karmen, J. Clin. Labor. Analys. 11: 125-128 (1997). The analytical performance and clinical utility of a sensitive immunoassay for determination of cardiac Troponin I can be taken from E. Davies et al. Clin. Biochem. 30: 479-490 (1997).

[0009] Typical ECG changes include evolving ST-segment or T-wave changes in two or more contiguous ECG leads, the development of new pathological Q/QS waves in two or more contiguous ECG leads, or the development of new left bundle branch block.

[0010] Secondary prevention, namely the implementation of therapy to postpone further coronary events thus continues to remain the major goal of prophylactic drug therapy in these patients.

[0011] Survivors of acute MI are at moderate risk of recurrent infarction or cardiac death. Morbidity and mortality

following an MI may be related to arrhythmias, to left ventricular dysfunction, and to recurrent MI. Aspirin is used for secondary prevention in survivors of MI. Because aspirin had a significant protective effect in secondary prevention of vascular disease, the possible benefit of aspirin in primary prevention has also been tested. However, several studies have shown that only a limited percent of the population at risk really benefits from aspirin therapy. For primary prevention, for instance, aspirin should be considered only in men over the age of 50 with uncontrolled risk factors for the development of coronary events (Cairns JA, Lewis HD, Meade TW, Sutton GC, Theroux P. Antithrombotic agents in coronary artery disease. Chest 108 (supp4):3805, 1995).

Secondary prevention of acute myocardial infarction

[0012] The concept of secondary prevention of reinfarction and death after recovery from an MI has been actively investigated for several decades. Problems in proving the efficacy of various interventions have been related both to the ineffectiveness of certain strategies and to the difficulty in proving a benefit as mortality and morbidity have improved following MI. Although secondary prevention drug trials generally have tested one form of therapy against placebo in an attempt to demonstrate a benefit of that therapy, the physician must remember that disciplined clinical care of the individual patients is far more important than rote use of an agent found beneficial in the latest drug trial.

Primary & secondary prevention - Epidemiological

[0013] From an epidemiological standpoint, primary prevention is the protection of health by personal and community-wide effects such as preserving good nutritional status, physical fitness and emotional well-being. Primary prevention includes general health promotion and specific protective measures. It can also be defined as prevention of disease by altering susceptibility or reducing exposure for susceptible individuals. It is difficult to see how the administration of the angiotensin II antagonist losartan, for example, could be viewed as a measure to promote general health. It would imply administering an angiotensin II antagonist to the population at large, with the - extremely difficult to quantify - aim of avoiding a MI in part of that population. Secondary prevention, on the other hand, includes all measures available to individuals and populations for the early detection and prompt and effective intervention to correct departures from good health. In short, secondary prevention aims to reduce prevalence by shortening the duration.

[0014] ACE inhibitors have been used for secondary prevention in patients with post-MI, i.e. the use of ACE inhibitors when the patient suffers his/her FIRST MI can PREVENT further complications related to the initial event and thus improve survival.

[0015] The development of the AT₁ receptor antagonists provides in addition to the ACE inhibitors a new, more specific pharmacological tool to inhibit the renin-angiotensin cascade. However, there are distinguishing features between AT₁ receptor antagonists and ACE inhibitors. One is manifested by the concomitant potentiation of bradykinin produced by ACE inhibitors, since the kinase II and converting enzyme are one in the same. The bradykinin related mechanism mediated through nitric oxide, prostaglandins, and endothelially derived hyper-polarizing factor may be responsible for a different clinical effect of ACE inhibitors. Furthermore, the effect of the AT₂ is not yet clear, as an inhibition of the AT₁ receptor leads to an increase of AT₂.

[0016] Treatment, on the other hand, implies implementing measures - changes in life-style, specific drugs such as antibiotics - which can modify the course of the disease (such as administering angiotensin converting enzyme inhibitors to patients with congestive heart failure in order to prolong their survival) and/or make the cause of the disease disappear. Once the acute MI has been diagnosed, the patient can be treated with a drug which is expected to - decrease his/her mortality rate and - improve short- and long-term prognosis. The rationale behind TREATING patients with an acute MI e.g. with the angiotensin II antagonist valsartan rests on preliminary preclinical scientific works which have shown that the administration of the compound does reduce the size of the MI, which, through its impact on left ventricular function, is one of the main determinants of survival.

[0017] The aim of the present invention is to provide a therapeutic approach for the treatment of acute MI and for the secondary prevention of acute MI.

[0018] It has surprisingly been found that angiotensin II receptor antagonists may be used for the treatment of acute MI and for the secondary prevention of acute MI.

[0019] This beneficial effect can be demonstrated by carrying out study comparing the efficacy of short-term or long-term application of a therapeutically effective angiotensin II antagonist to an established (recognised) therapy for this indication. Corresponding studies are, for example, designed by evaluating two parallel groups of patients in prospective multinational, multicenter, double-blind, randomized, actively controlled clinical study having statistical relevance. The first group comprises a population having a high risk of be susceptible to acute MI, e.g. exhibiting corresponding risk factors, like stress, high blood pressure diabetes, high body weight, family history, etc., which is treated with a therapeutically effective amount of an angiotensin II receptor antagonist, while the second group likewise comprises population having likewise a high risk of being susceptible to acute MI, however, treated with an angiotensin converting enzyme

inhibitor, such as captopril. The duration of such studies is variable and depends upon achieving a prespecified number or primary endpoints. For example, such study duration may normally be at least 4 years including 18 months of enrollment, but may also be shorter. All data and safety are monitored by an independent monitoring board performing analyses at timepoints during the study.

[0020] In order to fulfill the criteria of acute MI (cf. above),

(1) all patients must have an increase in the plasma concentration of cardiac enzymes, such as the total creatine-kinase (CK) to at least twice the upper limit of the normal range or the CK-MB is above the upper limit of the normal range and at least 5% of the total CK, and

(2) all patients must have either a typical clinical presentation and/or typical ECG changes, e.g. including evolving ST-segment or T-wave changes in two or more contiguous ECG leads or include the development of the new bundle branch block.

[0021] It can thus be proven that a long-term application with an angiotensin II receptor antagonist can be used for the treatment of acute MI and for the secondary prevention of acute MI.

[0022] The invention provides a pharmaceutical preparation for the treatment of acute MI and for the secondary prevention of acute MI, which comprises an AT₁ receptor antagonist or a pharmaceutically acceptable salt thereof, either alone or in combination with other accepted treatments (active ingredients) of the acute and chronic phases of MI, such as, for instance, ACEIs, beta blockers, aspirin, etc., for the treatment of acute MI, especially in the population at large (including high risk patients).

[0023] Preferred other accepted treatments (active ingredients) of the acute and chronic phases of MI to be used in a combination with AT₁ receptor antagonists are ACE inhibitors, including but not limited to a member of the group consisting of alacepril, benazepril, benazeprilat, captopril, ceronapril, cilazapril, delapril, enalapril, enalaprilat, fosinopril, imidapril, lisinopril, moxetipril, perindopril, quinapril, ramipril, spirapril, temocapril, andtrandolapril.

[0024] A combined pharmaceutical preparation for simultaneous, separate or sequential use for the treatment of acute MI and also for the secondary prevention of acute MI comprising an AT₁ receptor blocker and an other accepted treatment of the acute and chronic phases of MI which may be used for such treatment, e.g. selected from the group consisting of an ACE inhibitor, a beta-blocker and aspirin, in each case in a unit dosage form, in admixture with a pharmaceutically acceptable carrier.

[0025] A pharmaceutical combination for the treatment of acute MI and for the secondary prevention of acute MI comprising an AT₁ receptor blocker and an other accepted active ingredient for the treatment of acute and chronic phases of myocardial infarction, e.g. selected from the group consisting of an ACE inhibitor, a beta-blocker and aspirin, or, in each case, a pharmaceutically acceptable salt thereof in admixture with a pharmaceutically acceptable carrier.

[0026] All the more surprising is the experimental finding that the combined administration results not only in a beneficial, especially a complementary and synergistic, therapeutic effect but also in additional benefits resulting from combined treatment such as a surprising prolongation of efficacy, a broader variety of therapeutic treatment and surprising beneficial effects on diseases and conditions associated with acute MI.

[0027] Further benefits are that lower doses of the individual drugs to be combined according to the present invention can be used to reduce the dosage, for example, that the dosages need not only often be smaller but are also applied less frequently, or can be used in order to diminish the incidence of side effects. This is in accordance with the desires and requirements of the patients to be treated.

[0028] The invention also provides the use of an angiotensin II receptor antagonist or a pharmaceutically acceptable salt thereof, either alone or in combination with other accepted treatments of the acute and chronic phases of MI, such as, for instance, ACEIs, beta blockers, aspirin, etc., for the manufacture of a medicament for the treatment of acute MI and for the secondary prevention of acute MI, especially in the population at large (including high risk patients).

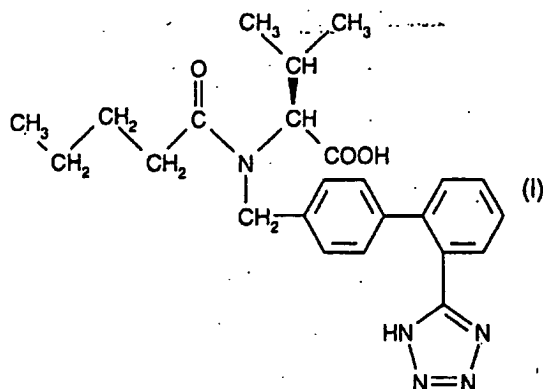
[0029] The invention furthermore relates to a method for the treatment of acute MI and for the secondary prevention of acute MI, especially in the population at large (including high risk patients) which comprises administering to a warm-blooded animal, including human, a therapeutically effective amount of an angiotensin II receptor antagonist or a pharmaceutically acceptable salt thereof, either alone or in combination with other accepted treatments of the acute and chronic phases of MI, such as, for instance, ACEIs, beta blockers, aspirin, etc..

[0030] The invention also relates to the use of an angiotensin II receptor antagonist or a pharmaceutically acceptable salt thereof, either alone or in combination with other accepted treatments of the acute and chronic phases of MI, such as, for instance, ACEIs, beta blockers, aspirin, etc., for the treatment of acute MI, especially in the population at large (including high risk patients).

[0031] Angiotensin II receptor antagonists include compounds having differing structural features. For example, mention may be made of the compounds which are listed in the European Patent Application having the publication No. 443983 (EP 443983), in particular in the compound claims and the final products of the working examples.

[0032] Preference is given to (S)-N-(1-carboxy-2-methylprop-1-yl)-N-pentanoyl-N-[2'-(1H-tetrazol-5-yl)biphenyl-4-yl-

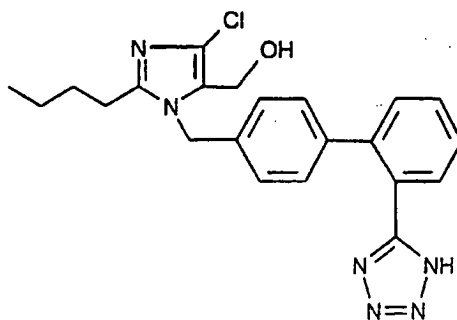
methyl]amine [Valsartan] of the formula



and its pharmaceutically utilizable salts.

20 **[0033]** Furthermore, reference is made to the compounds which are listed in European Patent Application having the publication No. 253310 (EP 253310), in particular in the compound claims and the final products of the working examples.

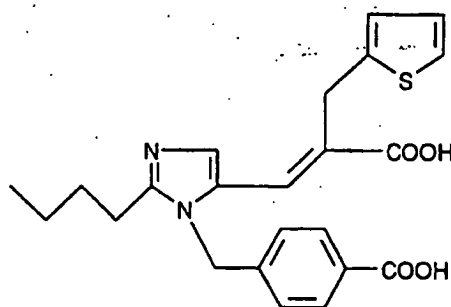
[0034] Preference is given to the compound [Losartan] of the following formula



and its pharmaceutically utilizable salts.

40 **[0035]** Furthermore, reference is made to the compounds listed in the European Patent Application having the publication No. 403159 (EP 403159), in particular in the compound claims and the final products of the working examples.

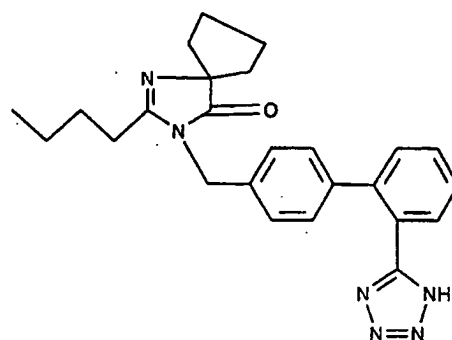
[0036] Preference is given to the compound [Eprosartan] of the following formula



55 and its pharmaceutically utilizable salts.

[0037] Furthermore, A-II antagonists comprises the compounds listed in the PCT Patent Application having the publication No. WO 91/14679, in particular in the compound claims and the final products of the working examples.

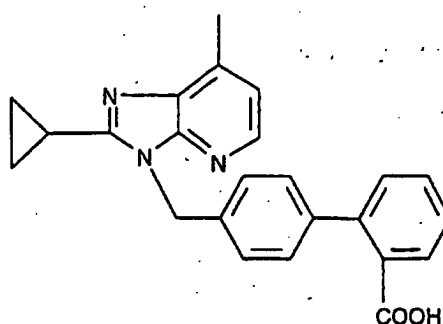
[0038] Preference is given to the compound [Irbesartan] of the following formula



and its pharmaceutically utilizable salts.

[0039] Furthermore, reference is made to the compounds listed in the European Patent Application having the publication No. EP 420237 (EP 420237), in particular in the compound claims and the final products of the working examples.

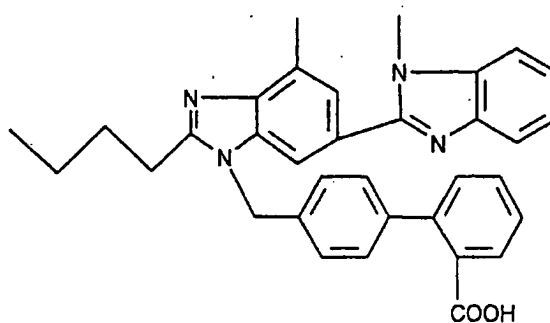
[0040] Preference is given to the compound [E-1477] of the following formula



and its pharmaceutically utilizable salts.

[0041] Furthermore, reference is made to the compounds listed in the European Patent Application having the publication No. 502314 (EP 502314), in particular in the compound claims and the final products of the working examples.

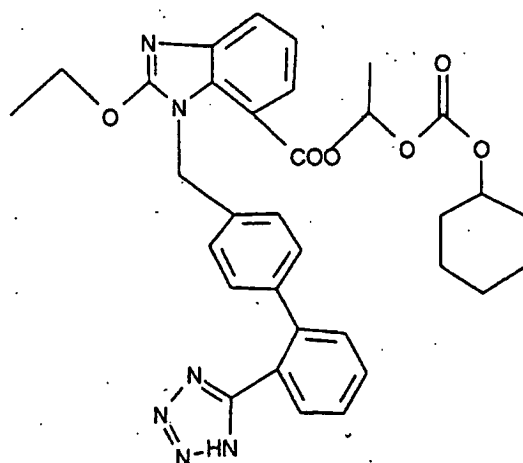
[0042] Preference is given to the compound [Telmisartan] of the following formula



and its pharmaceutically utilizable salts.

[0043] Furthermore, reference is made to the compounds listed in the European Patent Application having the publication No. 459136 (EP 459136), in particular in the compound claims and the final products of the working examples.

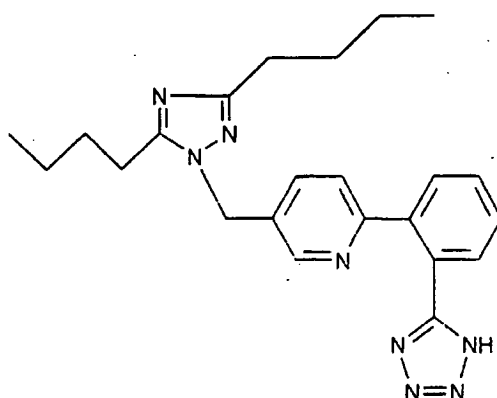
[0044] Preference is given to the compound [Candesartan] of the following formula



and its pharmaceutically utilizable salts.

[0045] Furthermore, reference is made to the compounds listed in European Patent Application having the publication No. 504888 (EP 504888), in particular in the compound claims and the final products of the working examples.

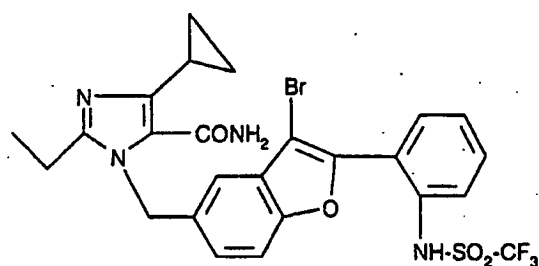
[0046] Preference is given to the compound [SC-52458] of the following formula



and its pharmaceutically utilizable salts.

[0047] Furthermore, reference is made to the compounds listed in the European Patent Application having the publication No. 514198 (EP 514198), in particular in the compound claims and the final products of the working examples.

[0048] Preference is given to the compound [Saprisatan] of the following formula

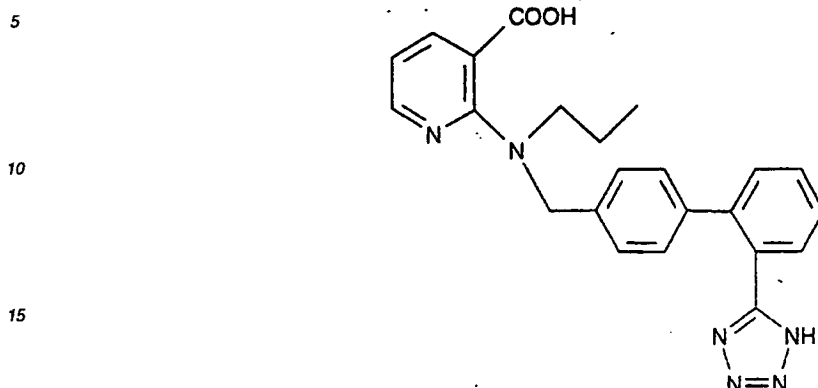


and its pharmaceutically utilizable salts.

[0049] Furthermore, reference is made to the compounds listed in the European Patent Application having the publi-

cation No. 475206 (EP 475206), in particular in the compound claims and the final products of the working examples.

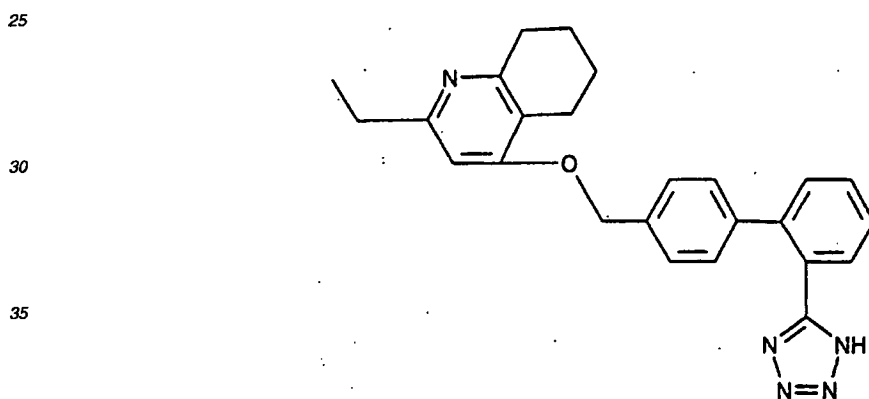
[0050] Preference is given to the compound of the following formula



20 and its pharmaceutically utilizable salts.

[0051] Furthermore, reference is made to the compounds listed in the PCT Patent Application having the publication No. WO 93/20816, in particular in the compound claims and the final products of the working examples.

[0052] Preference is given to the compound [ZD-8731] of the following formula



40 and its pharmaceutically utilizable salts.

[0053] Angiotensin II receptor antagonists which, for example, possess at least one basic centre can form acid addition salts. These are formed, for example, using strong inorganic acids, such as mineral acids, e.g. sulfuric acid, a phosphoric acid or a hydrohalic acid, using strong organic carboxylic acids, such as C₁-C₄alkanecarboxylic acids which are unsubstituted or substituted, for example, by halogen, e.g. acetic acid, such as saturated or unsaturated dicarboxylic acids, e.g. oxalic, malonic, succinic, maleic, fumaric, phthalic or terephthalic acid, such as hydroxycarboxylic acids, e.g. ascorbic, glycolic, lactic, malic, tartaric or citric acid, such as amino acids, e.g. aspartic or glutamic acid, or such as benzoic acid, or using organic sulfonic acids, such as C₁-C₄alkanesulfonic acids or arylsulfonic acids which are unsubstituted or substituted, for example, by halogen, e.g. methanesulfonic acid or p-toluenesulfonic acid. Examples of suitable salts with bases are metal salts, such as alkali metal or alkaline earth metal salts, e.g. sodium, potassium or magnesium salts, or salts with ammonia or an organic amine, such as morpholine, thiomorpholine, piperidine, pyrrolidine, a mono-, di- or tri-lower alkyl amine, e.g. ethyl-, tert-butyl-, diethyl-, diisopropyl-, triethyl-, tributyl- or dimethylpropyl-amines, or a mono-, di- or tri-hydroxy lower alkyl amine, e.g. mono-, di- or tri-ethanolamine. Furthermore, corresponding internal salts can be formed.

[0054] Pharmaceutical preparations are for enteral, such as oral, and also rectal or parenteral, administration to homeotherms, with the preparations comprising the pharmacological active compound either alone or together with customary pharmaceutical auxiliary substances. For example, the pharmaceutical preparations consist of from about 0.1 % to 100 %, preferably of from about 1 % to about 80 %, of the active compound. Pharmaceutical preparations for enteral or parenteral, and also for ocular, administration are, for example, in unit dose forms, such as coated tablets,

tablets, capsules or suppositories and also ampoules. These are prepared in a manner which is known per se, for example using conventional mixing, granulation, coating, solubilizing or lyophilizing processes. Thus, pharmaceutical preparations for oral use can be obtained by combining the active compound with solid excipients, if desired granulating a mixture which has been obtained, and, if required or necessary, processing the mixture or granulate into tablets or coated tablet cores after having added suitable auxiliary substances.

[0055] The dosage of the active compound can depend on a variety of factors, such as mode of administration, homeothermic species, age and/or individual condition. Normally, in the case of oral administration, an approximate daily dose of from about 10 mg to about 360 mg, for example in the case of Valsartan e.g. of about 40 mg, 80 mg, 160 mg or 320 mg, is to be estimated for a patient.

[0056] A preferred angiotensin II receptor antagonist is valsartan. Valsartan will be supplied in the form of suitable dosage unit form, for example, a capsule or tablet, and comprising a therapeutically effective amount, e.g. from about 20 to about 320 mg, of valsartan which may be applied to patients in the need to be treated for the secondary prevention of post-MI. The application of the active ingredient may occur up to three times a day, starting e.g. with a daily dose of 20 mg or 40 mg of valsartan, increasing via 80 mg daily and further to 160 mg daily up to 320 mg daily. Preferably, valsartan is applied twice a day with a dose of 80 mg or 160 mg, respectively, each. Corresponding doses may be taken, for example, in the morning, at mid-day or in the evening. Preferred is b.i.d. administration.

[0057] Preferred dosages for pharmaceutical combinations are therapeutically effective dosages, especially those which are commercially available. Especially preferred are low dose combinations. In case of ACE inhibitors, preferred dosage unit forms of ACE inhibitors are, for example, tablets or capsules comprising e.g. from about 5 mg to about 20 mg, preferably 5 mg, 10 mg or 20 mg, of benazepril; from about 6.5 mg to 100 mg, preferably 6.25 mg, 12.5 mg, 25 mg, 50 mg, 75 mg or 100 mg, of captopril; from about 2.5 mg to about 20 mg, preferably 2.5 mg, 5 mg, 10 mg or 20 mg, of enalapril; from about 10 mg to about 20 mg, preferably 10 mg or 20 mg, of fosinopril; from about 2.5 mg to about 4 mg, preferably 2 mg or 4 mg, of perindopril; from about 5 mg to about 20 mg, preferably 5 mg, 10 mg or 20 mg, of quinapril; or from about 1.25 mg to about 5 mg, preferably 1.25 mg, 2.5 mg, or 5 mg, of ramipril. Preferred is t.i.d. administration.

[0058] The following examples illustrate the above-described invention.

Formulation Example 1:

Film-Coated Tablets:

[0059]

Components	Composition Per Unit (mg)	Standards
Granulation		
Valsartan [= active ingredient]	80.00	
Microcrystalline cellulose/ Avicel PH 102	54.00	NF, Ph. Eur
Crospovidone	20.00	NF, Ph. Eur
Colloidal anhydrous silica / colloidal silicon dioxide / Aerosil 200	0.75	Ph. Eur/ NF
Magnesium stearate	2.5	NF, Ph. Eur
Blending		
Colloidal anhydrous silica / colloidal silicon dioxide / Aerosil 200	0.75	Ph. Eur/ NF
Magnesium stearate	2.00	NF, Ph. Eur
Coating		
Purified water *)	-	
DIOLACK pale red 00F34899	7.00	
Total tablet mass	167.00	
*) Removed during processing.		

The film-coated tablet is manufactured e.g. as follows:

[0060] A mixture of valsartan, microcrystalline cellulose, crospovidone, part of the colloidal anhydrous silica/colloidal

EP 1 146 872 B1

silicon dioxide/Aerosile 200, silicon dioxide and magnesium stearate is premixed in a diffusion mixer and then sieve through a screening mill. The resulting mixture is again pre-mixed in a diffusion mixer, compacted in a roller compacter and then sieve through a screening mill. To the resulting mixture, the rest of the colloidal anhydrous silica/colloidal silicon dioxide/Aerosile 200 are added and the final blend is made in a diffusion mixer. The whole mixture is compressed in a rotary tableting machine and the tablets are coated with a film by using Diolack pale red in a perforated pan.

Formulation Example 2:

Film-coated tablets:

[0061]

Components	Composition Per Unit (mg)	Standards
Granulation		
Valsartan [= active ingredient]	160.00	
Microcrystalline cellulose/ Avicel PH 102	108.00	NF, Ph. Eur
Crospovidone	40.00	NF, Ph. Eur
Colloidal anhydrous silica / colloidal silicon dioxide / Aerosil 200	1.50	Ph. Eur/ NF
Magnesium stearate	5.00	NF, Ph. Eur
Blending		
Colloidal anhydrous silica / colloidal silicon dioxide / Aerosil 200	1.50	Ph. Eur/ NF
Magnesium stearate	4.00	NF, Ph. Eur
Coating		
Opadry Light Brown 00F33172	10.00	
Total tablet mass	330.00	

[0062] The film-coated tablet is manufactured e.g. as described in Formulation Example 1.

Formulation Example 3:

Film-Coated Tablets:

[0063]

Components	Composition Per Unit (mg)	Standards
Core: Internal phase		
Valsartan [= active ingredient]	40.00	
Silica, colloidal anhydrous (Colloidal silicon dioxide) [= Glidant]	1.00	Ph. Eur, USP/NF
Magnesium stearate [= Lubricant]	2.00	USP/NF
Crospovidone [Disintegrant]	20.00	Ph. Eur
Microcrystalline cellulose [= Binding agent]	124.00	USP/NF
External phase		
Silica, colloidal anhydrous, (Colloidal silicon dioxide) [= Glidant]	1.00	Ph. Eur, USP/NF
Magnesium stearate [Lubricant]	2.00	USP/NF

EP 1 146 872 B1

Table continued

Film coating		
Opadry® brown OOF 16711 *)	9.40	
Purified Water **)		
Total tablet mass	199.44	
*) The composition of the Opadry® brown OOF16711 coloring agent is tabulated below.		
**) Removed during processing		

Opadry® Composition:

[0064]

Ingredient	Approximate % Composition
Iron oxide, black (C.I. No. 77499, E 172)	0.50
Iron oxide, brown (C.I. No. 77499, E 172)	0.50
Iron oxide, red (C.I. No. 77491, E 172)	0.50
Iron oxide, yellow (C.I. No. 77492, E 172)	0.50
Macrogolum (Ph. Eur)	4.00
Titanium dioxide (C.I. No. 77891, E 171)	14.00
Hypromellose (Ph. Eur)	80.00

[0065] The film-coated tablet is manufactured e.g. as described in Formulation Example 1.

Formulation Example 4:

Capsules:

[0066]

Components	Composition Per Unit (mg)
Valsartan [= active ingredient]	80.00
Microcrystalline cellulose	25.10
Crospovidone	13.00
Povidone	12.50
Magnesium stearate	1.30
Sodium lauryl sulphate	0.60
Shell	
Iron oxide, red (C.I. No. 77491, EC No. E 172)	0.123
Iron oxide, yellow (C.I. No. 77492, EC No. E 172)	0.123
Iron oxide, black (C.I. No. 77499, EC No. E 172)	0.245
Titanium dioxide	1.540
Gelatin	74.969
Total tablet mass	209.50

EP 1 146 872 B1

[0067] The tablet is manufactured e.g. as follows:

Granulation/Drying

5 [0068] Valsartan and microcrystalline cellulose are spray-granulated in a fluidised bed granulator with a granulating solution consisting of povidone and sodium lauryl sulphate dissolved in purified water. The granulate obtained is dried in a fluidised bed dryer.

Milling/Blending

10 [0069] The dried granulate is milled together with crospovidone and magnesium stearate. The mass is then blended in a conical screw type mixer for approximately 10 minutes.

Encapsulation

15 [0070] The empty hard gelatin capsules are filled with the blended bulk granules under controlled temperature and humidity conditions. The filled capsules are dedusted, visually inspected, weightchecked and quarantied until by Quality assurance department.

20 Formulation Example 5:

Capsules:

[0071]

25

Components	Composition Per Unit (mg)
Valsartan [= active ingredient]	160.00
Microcrystalline cellulose	50.20
30 Crospovidone	26.00
Povidone	25.00
Magnesium stearate	2.60
35 Sodium lauryl sulphate	1.20
Shell	
Iron oxide, red (C.I. No. 77491, EC No. E 172)	0.123
40 Iron oxide, yellow (C.I. No. 77492, EC No. E 172)	0.123
Iron oxide, black (C.I. No. 77499, EC No. E 172)	0.245
45 Titanium dioxide	1.540
Gelatin	74.969
Total tablet mass	342.00

50

[0072] The formulation is manufactured e.g. as described in Formulation Example 4.

Formulation Example 6:

55 Hard Gelatine Capsule:

[0073]

EP 1 146 872 B1

Components	Composition Per Unit (mg)
Valsartan [= active ingredient]	80.00
Sodium laurylsulphate	0.60
Magnesium stearate	1.30
Povidone	12.50
Crospovidone	13.00
Microcrystalline cellulose	21.10
Total tablet mass	130.00

Formulation Example 7:

[0074] A hard gelatin capsule, comprising as active ingredient e.g. (S)-N-(1-carboxy-2-methylprop-1-yl)-N-pentanoyl-N-[2'-(1H-tetrazol-5-yl)biphenyl-4-yl-methyl]amine, can be formulated, for example, as follows:

Composition:

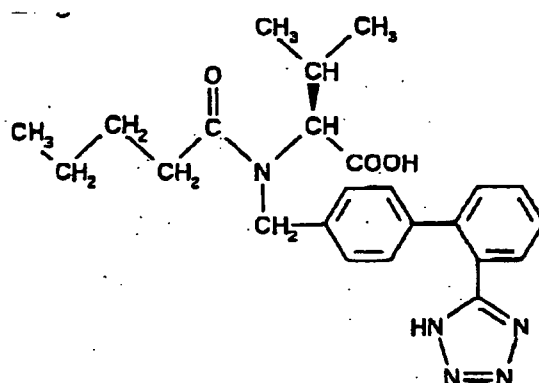
[0075]

(1) valsartan	80.0 mg
(2) microcrystalline cellulose	110.0 mg
(3) polyvidone K30	45.2 mg
(4) sodium lauryl sulfate	1.2 mg
(5) crospovidone	26.0 mg
(6) magnesium stearate	2.6 mg

[0076] Components (1) and (2) are granulated with a solution of components (3) and (4) in water. The components (5) and (6) are added to the dry granulate and the mixture is filled into size 1 hard gelatin capsules.

Claims

1. Use of an angiotensin II antagonist or a pharmaceutically acceptable salt thereof for the manufacture of a medicament for the treatment of acute myocardial infarction (acute MI).
2. Use of an angiotensin II receptor antagonist or a pharmaceutically acceptable salt thereof in combination with an other accepted active ingredient for the manufacture of a medicament for the treatment of acute MI.
3. Use according to claim 1 or 2 for the manufacture of a medicament for the treatment of high risk patients.
4. Use according to any one of claims 2 to 3 wherein the angiotensin II receptor antagonist is valsartan of formula



or a pharmaceutically acceptable salt thereof.

5. Use according to any one of claims 2 to 4 wherein an other accepted active ingredient for the treatment of acute MI and for the secondary prevention of acute MI is selected from the group consisting of alacepril, benazepril, benazeprilat, captopril, ceronapril, cilazapril, delapril, enalapril, enalaprilat, fosinopril, imidapril, lisinopril, moveitopril, perindopril, quinapril, ramipril, spirapril, temocapril, andtrandolapril.

6. Use according to claim 5 wherein an other accepted active ingredient is captopril.

7. Use according to any one of claims 1 to 6 for simultaneous, separate or sequential use.

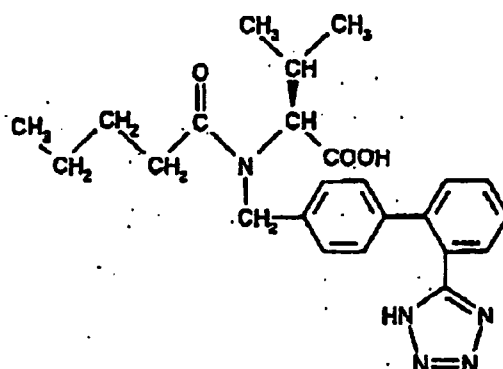
Patentansprüche

1. Verwendung eines Angiotensin-II-Antagonisten oder eines pharmazeutisch annehmbaren Salzes hiervon zur Herstellung eines Arzneimittels zur Behandlung eines akuten Myokardinfarkts (akuten MI).

2. Verwendung eines Angiotensin-II-Rezeptorantagonisten oder eines pharmazeutisch annehmbaren Salzes hiervon in Kombination mit einem anderen annehmbaren Wirkstoff zur Herstellung eines Arzneimittels zur Behandlung des akuten MI.

3. Verwendung nach Anspruch 1 oder 2 zur Herstellung eines Arzneimittels zur Behandlung von Hochrisikopatienten.

4. Verwendung nach einem der Ansprüche 2 bis 3, worin der Angiotensin-II-Rezeptorantagonist Valsartan der folgenden Formel



oder ein pharmazeutisch annehmbares Salz hiervon ist.

5. Verwendung nach einem der Ansprüche 2 bis 4, worin ein weiterer anerkannter Wirkstoff zur Behandlung eines akuten MI und zur sekundären Prävention des akuten MI aus der Gruppe ausgewählt ist, die besteht aus Alacepril, Benazepril, Benazeprilat, Captopril, Ceronapril, Cilazapril, Delapril, Enalapril, Enaprilat, Fosinopril, Imidapril, Lisinopril, Moveltopril, Perindopril, Quinapril, Ramipril, Spirapril, Temocapril und Trandolapril.

6. Verwendung nach Anspruch 5, worin ein weiterer anerkannter Wirkstoff Captopril ist.

7. Verwendung nach einem der Ansprüche 1 bis 6 zur gleichzeitigen, getrennten oder aufeinanderfolgenden Verwendung.

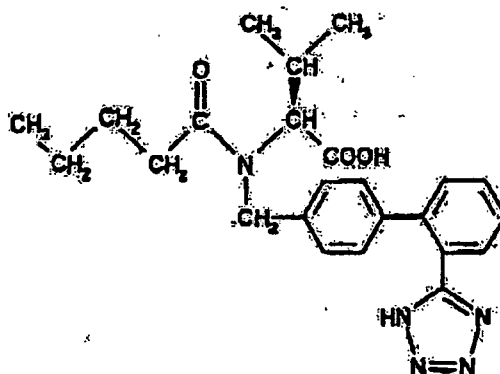
Revendications

1. Utilisation d'un antagoniste d'angiotensine II ou de l'un de ses sels pharmaceutiquement acceptables pour la préparation d'un médicament pour le traitement de l'infarctus du myocarde aigu (IM aigu).

2. Utilisation d'un antagoniste du récepteur d'angiotensine II ou de l'un de ses sels pharmaceutiquement acceptables en combinaison avec un autre ingrédient actif accepté pour la préparation d'un médicament pour le traitement de l'IM aigu.

3. Utilisation selon la revendication 1 ou 2 pour la préparation d'un médicament pour le traitement de patients à haut risque.

4. Utilisation selon l'une quelconque des revendications 2 et 3, dans laquelle l'antagoniste du récepteur d'angiotensine II est le valsartan de formule :



ou l'un de ses sels pharmaceutiquement acceptables.

5. Utilisation selon l'une quelconque des revendications 2 à 4, dans laquelle un autre ingrédient actif accepté pour le traitement de l'IM aigu et pour la prévention secondaire de l'IM aigu est choisi dans le groupe constitué par l'alacépril, le bénazépril, le bénazéprilat, le captopril, le céronapril, le cilazapril, le délapril, l'énalapril, l'énaprilat, le fosinopril, l'imidapril, le lisinopril, le moveltopril, le périndopril, le quinapril, le ramipril, le spirapril, le témocapril et le trandolapril.

6. Utilisation selon la revendication 5, dans laquelle un autre ingrédient actif accepté est le captopril.

7. Utilisation selon l'une quelconque des revendications 1 à 6 pour une utilisation simultanée, distincte ou séquentielle.