

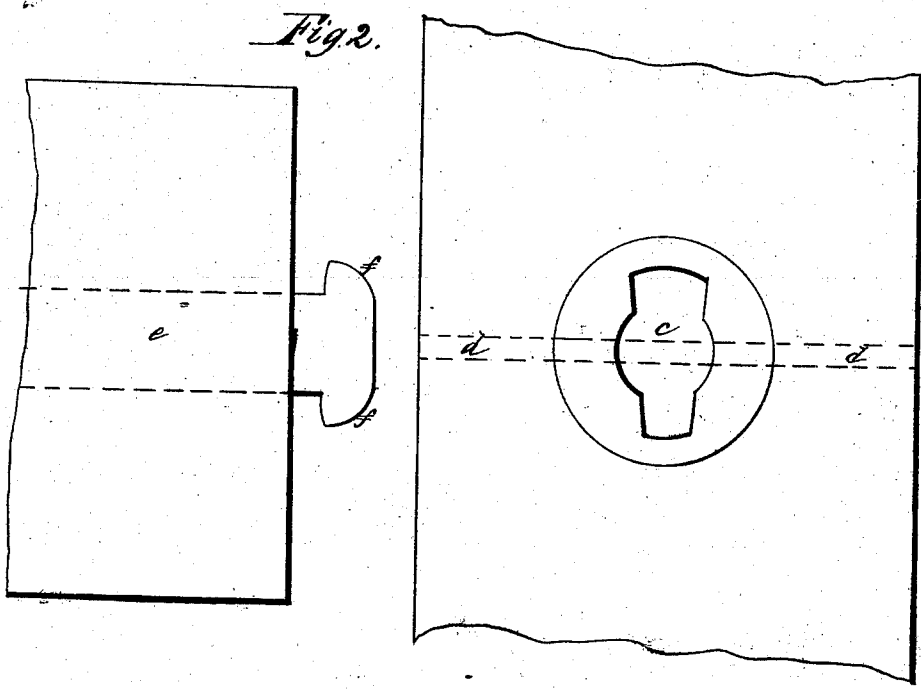
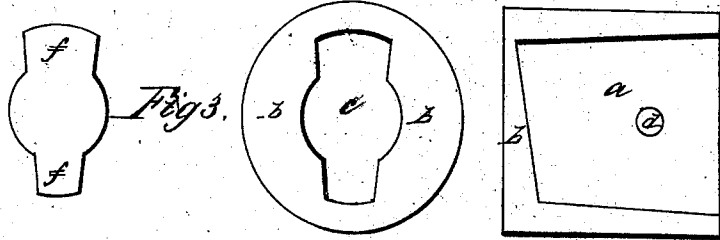
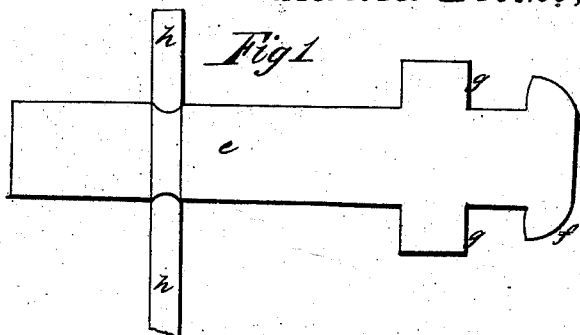
The specifications in this patent
do not in any way

J. Guild,

Bedstead Fastening,

No. 3,387,

Patented Dec. 20, 1843.



UNITED STATES PATENT OFFICE.

JOSEPH GUILD, OF CINCINNATI, OHIO.

BEDSTEAD-FASTENING.

Specification of Letters Patent No. 3,387, dated December 20, 1843.

To all whom it may concern:

Be it known that I, JOSEPH GUILD, of the city of Cincinnati, county of Hamilton, and State of Ohio, have invented a new and useful Improvement in the method of fastening and connecting the rails of bedsteads with the posts by means of cast-iron fastenings made on the principle of the screw or inclined plane; and I do hereby declare that the following is a full, clear, and exact description of the construction and operation of the same, reference being had to the annexed drawing, making a part of the specification.

Figure 1, represents a sectional view of the same. Fig. 2, shows the method of fastening the iron in the posts and rails. Fig. 3, is an end view of the fastenings.

Fig. 1, letter *a*, shows the cast iron cylinder one and three quarters of an inch in diameter by the same in depth made open on the back end that goes into the post and having an opening in the front end in the shape of a key hole as shown in Fig. 3, letter *c*. This is let into the post by boring a hole of the same diameter as the cylinder and driving the same in until it is flush with the post and iron pin, is then driven in the hole in the side of the cylinder shown in Fig. 1, letter *d*, by boring a hole the size of the pin in the post opposite the same as shown in Fig. 2, letter *d*, where the dotted lines show the pin.

b, b, Fig. 1, are inclined planes cast on the inside of the outer end of the cylinder

forming the screw; into this the shank, Fig. 1, letter *e*, is inserted by means of the opening before described and the dogs cast on the end of the shank by being turned partly around take hold of the inside of the cylinder on the inclined plane and screw up the rail firmly to the post. On the shank Fig. 1 are dogs cast on the sides as shown by the letters *g, g*; these are about half an inch wide by three eighths of an inch thick and are intended to prevent the shank from turning in the rail in screwing it up; there is likewise a pin passing through the shank, as shown at Fig. 1, letter *h*.

The parts being fastened as above described by the iron shanks being put into the ends of the rails and the iron cylinders fixed in the posts as before described the end of the rail which will fit either of the cylinders in the posts is entered therein at the opening *c* and by turning the rail partly around with a wrench made to fit the same it is firmly screwed up to a joint to the posts at each end. The other rails are then introduced in the same manner into the posts and screwed up.

What I claim as my invention is—

The cast iron cylinder introduced into the bed post and fastened with the pin in the manner described.

JOSEPH GUILD.

Witnesses:

WM. CLAUSON,
E. SINGER.