



US00D738339S

(12) **United States Design Patent**  
**Seo et al.**

(10) **Patent No.:** **US D738,339 S**

(45) **Date of Patent:** **\*\* Sep. 8, 2015**

(54) **TELEVISION RECEIVER**

(71) Applicant: **LG Electronics Inc.**, Seoul (KR)

(72) Inventors: **Minji Seo**, Gyeonggi-do (KR);  
**Youngyoung Kim**, Seoul (KR);  
**Byungmu Huh**, Seoul (KR); **Sunguk Kim**, Gyeonggi-do (KR); **Kyongtae Han**, Gyeonggi-do (KR)

(73) Assignee: **LG Electronics Inc.**, Seoul (KR)

(\*\*) Term: **14 Years**

(21) Appl. No.: **29/484,632**

(22) Filed: **Mar. 12, 2014**

(30) **Foreign Application Priority Data**

Sep. 13, 2013 (KR) ..... 30-2013-0047420

(51) **LOC (10) Cl.** ..... **14-03**

(52) **U.S. Cl.**  
USPC ..... **D14/126**

(58) **Field of Classification Search**

USPC ..... D14/125-134, 239, 371, 374-377, 450,  
D14/448, 336, 159; D6/300; D10/15, 26;  
D16/241; D21/329, 515, 577, 333,  
D21/331; 312/7.2; 345/104, 156, 168, 87,  
345/173, 690; 446/484, 175; 273/148 B;  
248/917-924, 465; 348/836, 838, 180,  
348/184, 325, 739

CPC ..... H05K 5/0004; H05K 5/0017; H05K 5/02;  
H05K 5/0216; G06F 1/1601; G06F 1/1643  
See application file for complete search history.

(56) **References Cited**

**U.S. PATENT DOCUMENTS**

D458,237 S \* 6/2002 Niitsu ..... D14/126  
D653,636 S \* 2/2012 Lee et al. .... D14/126

(Continued)

**FOREIGN PATENT DOCUMENTS**

KR 30-0672766 12/2012  
KR 30-0673553 12/2012

(Continued)

**OTHER PUBLICATIONS**

Reid, "Crave TV: Alienware's bad boy ALX PC and curved display,"  
Publication Date: Jan. 8, 2008. /http://crave.cnet.co.uk/desktops/  
crave-tv-alienwares-bad-boy-alxpc-and-curved-display-49294958/.

(Continued)

*Primary Examiner* — Eric Goodman

*Assistant Examiner* — Clese Moore, Jr.

(74) *Attorney, Agent, or Firm* — Morgan, Lewis & Bockius LLP

(57) **CLAIM**

The ornamental design for a television receiver, as shown and described.

**DESCRIPTION**

FIG. 1 is a perspective view of a television receiver showing our new design;

FIG. 2 is a front view thereof;

FIG. 3 is a rear view thereof;

FIG. 4 is a left side view thereof where the right side view is a mirror image;

FIG. 5 is a top plan view thereof;

FIG. 6 is a bottom plan view thereof;

FIG. 7 is a rear perspective view thereof;

FIG. 8 is a perspective view thereof showing the middle state in which the display part of the television has been partially bent;

FIG. 9 is a left side view of FIG. 8;

FIG. 10 is a top plan view of FIG. 8;

FIG. 11 is a bottom plan view of FIG. 8;

FIG. 12 is a rear perspective view of FIG. 8;

FIG. 13 is a right side perspective view of FIG. 8;

FIG. 14 is a perspective view thereof showing the state in which the display part of television has been completely bent; FIG. 15 is a left side view of FIG. 14; FIG. 16 is a top plan view of FIG. 14;

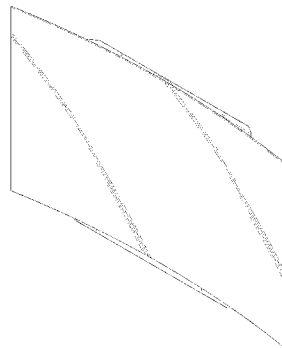

FIG. 17 is a bottom plan view of FIG. 14;

FIG. 18 is a rear perspective view of FIG. 14; and,

FIG. 19 is a right side perspective view of FIG. 14.

The broken lines shown illustrate portions of the television receiver that form no part of the claimed design.

**1 Claim, 16 Drawing Sheets**



(56)

References Cited

OTHER PUBLICATIONS

U.S. PATENT DOCUMENTS

D682,799 S \* 5/2013 Hwang Bo et al. .... D14/126  
 D701,499 S \* 3/2014 Kim et al. .... D14/126  
 D715,244 S \* 10/2014 Jang et al. .... D14/126  
 D719,116 S \* 12/2014 Bang et al. .... D14/126  
 D719,117 S \* 12/2014 Huh et al. .... D14/126  
 D720,316 S \* 12/2014 Huh et al. .... D14/126  
 D721,666 S \* 1/2015 Son et al. .... D14/126  
 D722,300 S \* 2/2015 Won ..... D14/126  
 D723,488 S \* 3/2015 Seo et al. .... D14/126  
 D724,042 S \* 3/2015 Chang ..... D14/126  
 D724,555 S \* 3/2015 Cha et al. .... D14/126  
 D725,061 S \* 3/2015 Kim et al. .... D14/126  
 D725,062 S \* 3/2015 Cho et al. .... D14/126  
 D725,064 S \* 3/2015 Kim et al. .... D14/126  
 D725,618 S \* 3/2015 Shin et al. .... D14/126  
 D726,137 S \* 4/2015 Lee et al. .... D14/126  
 D727,866 S \* 4/2015 Ryu et al. .... D14/126

FOREIGN PATENT DOCUMENTS

KR 30-0673555 12/2012  
 KR 30-0675774 1/2013

Jobling, "Shinoda Shows Off 125in Wide, 1mm Thick Plasma,"  
 Publication Date: May 19, 2008. /<http://www.trustedreviews.com/news/Shinoda-Shows-Off-125in-Wide-1mm-Thick-Plasma/>.  
 Ali, "Huge Curved TV for Gamers—Ostendo CRVD," Publication  
 Date: Nov. 24, 2009. /<http://forum-xcitefun.net/huge-curved-tv-for-gamers-ostendo-crvd-t39928.html/>.  
 Divirgilio, "Benny drive's 160-inch curved rear screen racing simulator is the big daddy of all," Publication Date: Jul. 13, 2012. /<http://www.bornrich.com/benny-drives-160-inch-curved-rear-screen-racing-simulator-big-daddy.html/>.  
 Covert, "AUO Curved Displays, Ultra Thin LCDs on the Way,"  
 Publication Date: May 20, 2008. /<http://gizmodo.com/392248/auo-curved-displays-ultra-thin-lcds-on-the-way/>.  
 Dubey, "iView Curved Display iMac Concept showcased by Nuno Teixeira," Publication Date: Mar. 3, 2008. /<http://www.techshout.com/hardware/2008/03/iview-curved-display-imac-concept-showcased-by-nuno-teixeira/>.  
 Publication Date: Jan. 9, 2013. /<http://jongamk.tistory.com/2099/>.

\* cited by examiner

FIG. 1

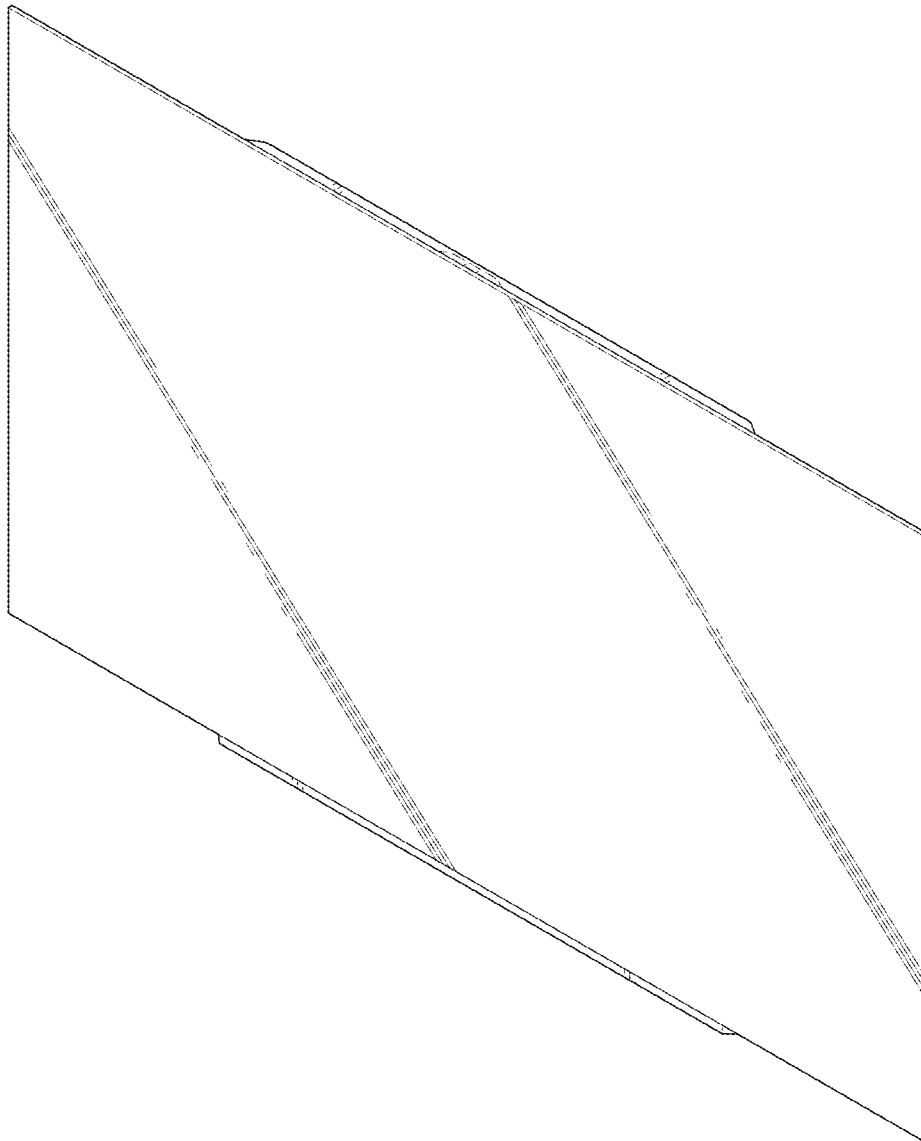


FIG. 2

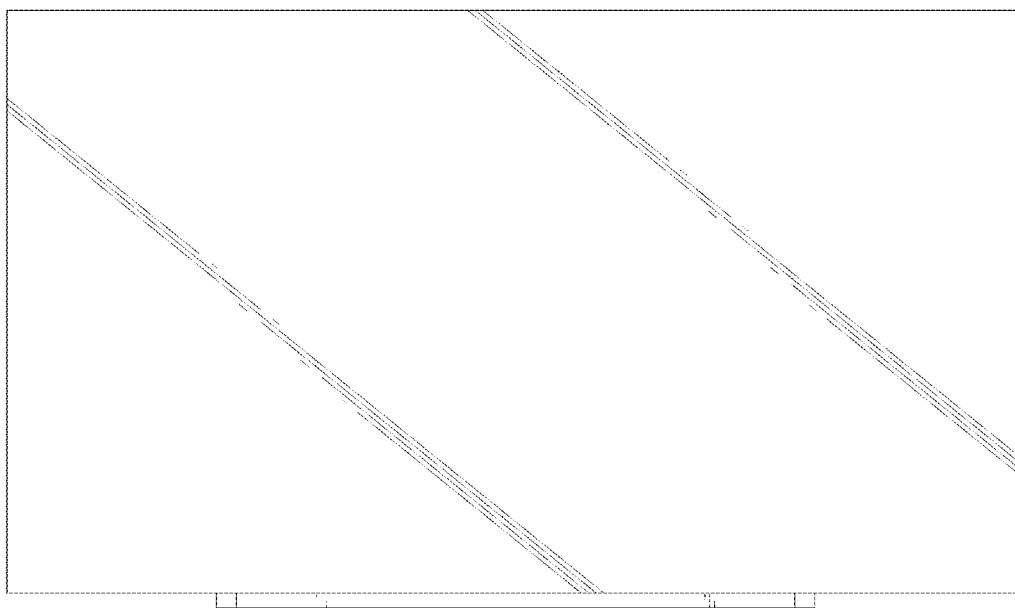


FIG. 3

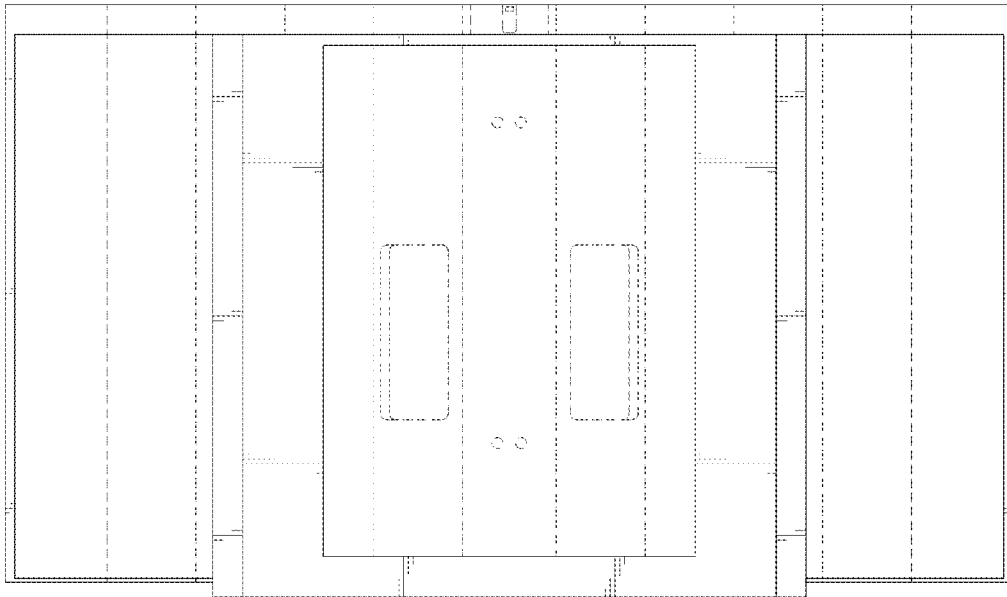


FIG. 4



FIG. 5




FIG. 6




FIG. 7

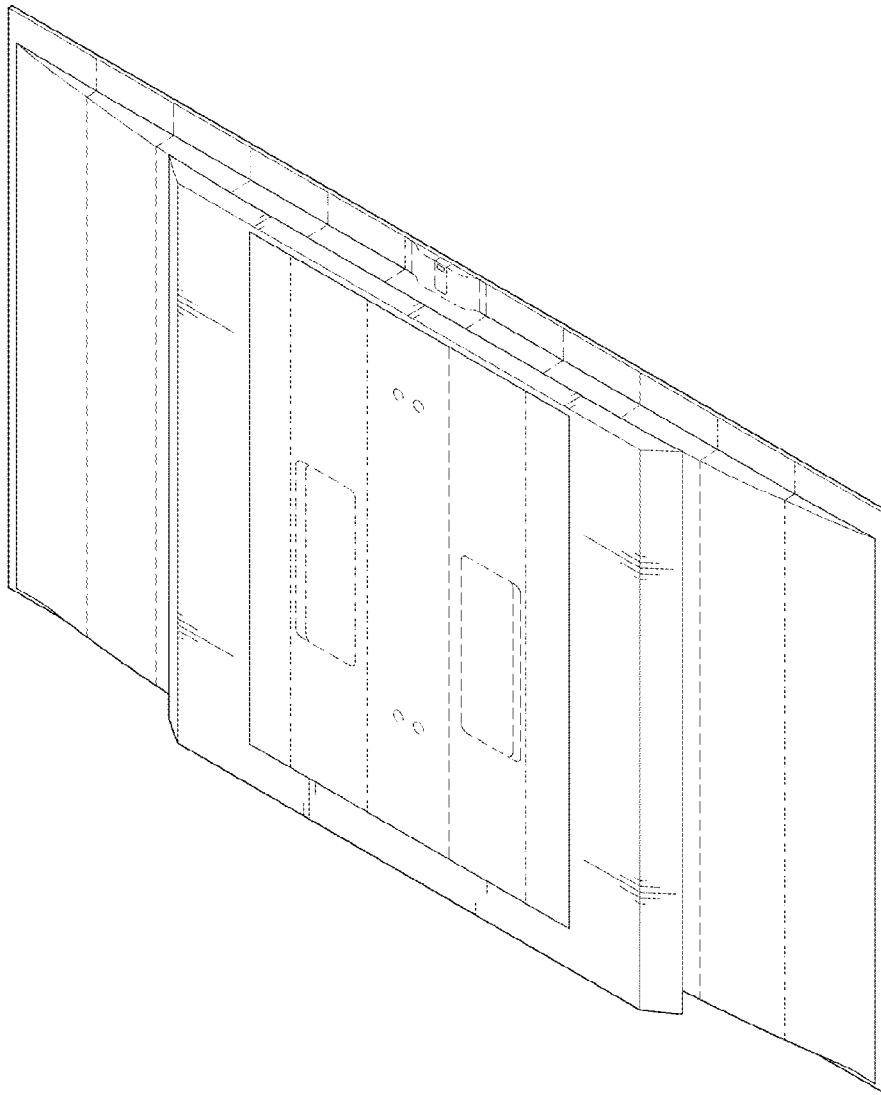


FIG. 8

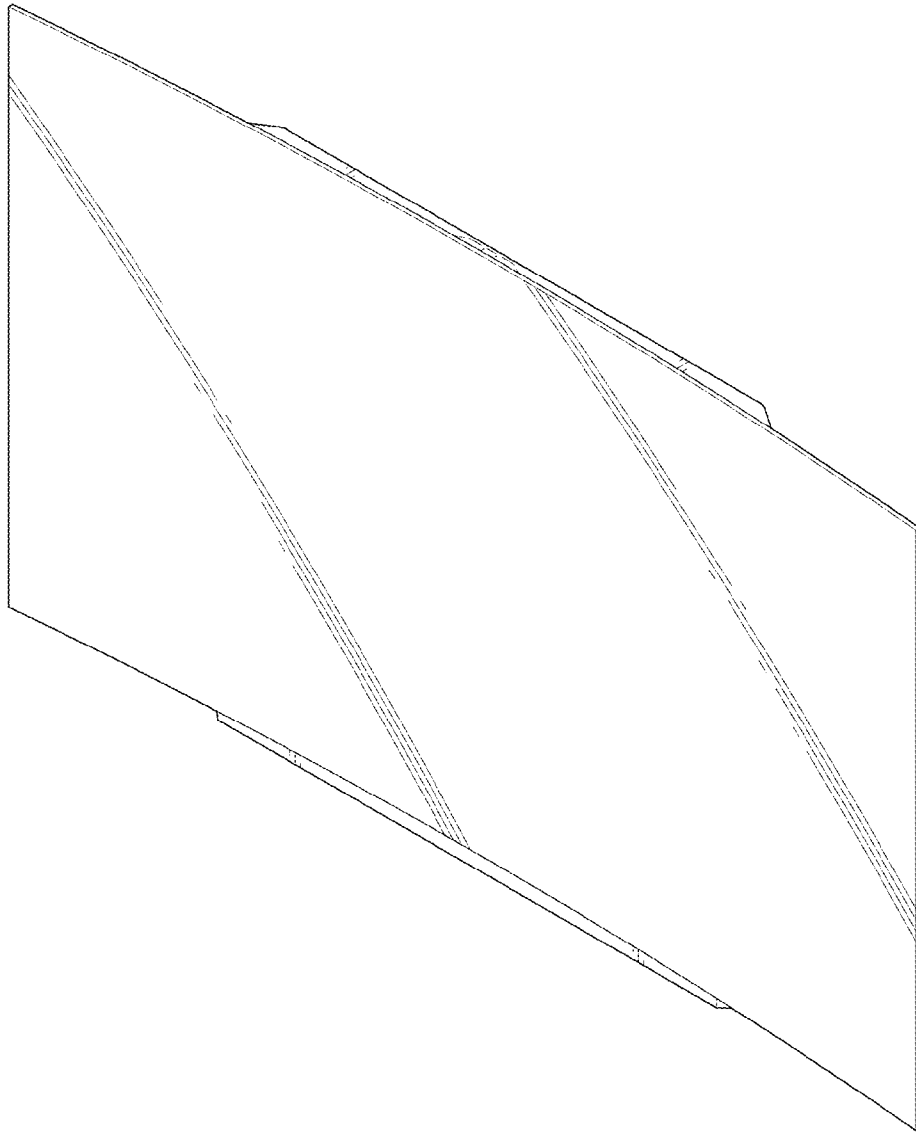


FIG. 9



FIG. 10

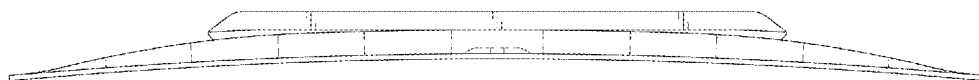


FIG. 11

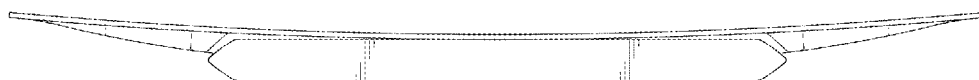


FIG. 12

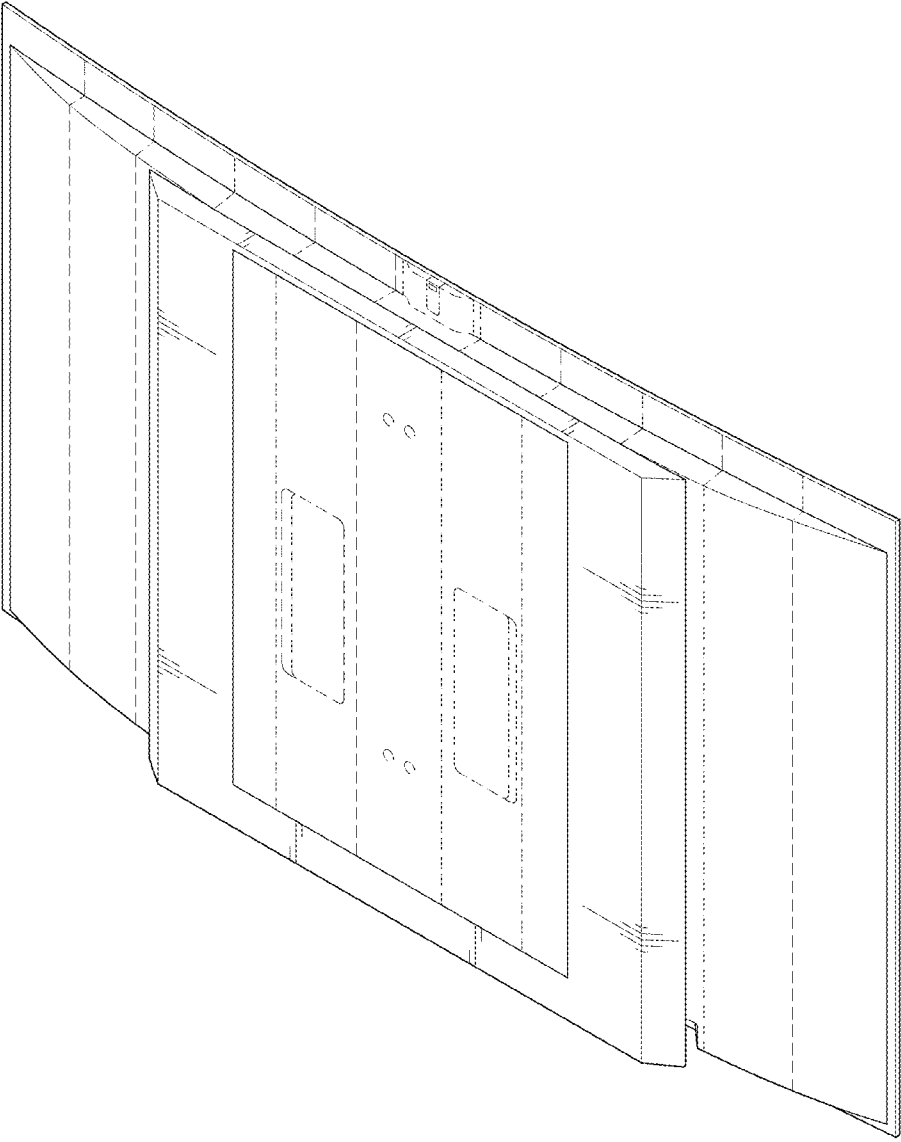


FIG. 13

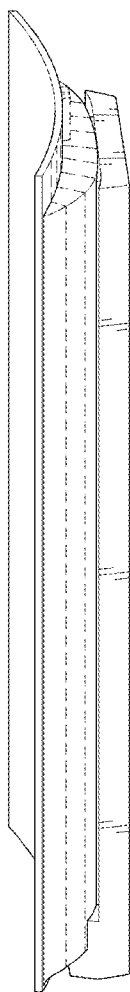


FIG. 14

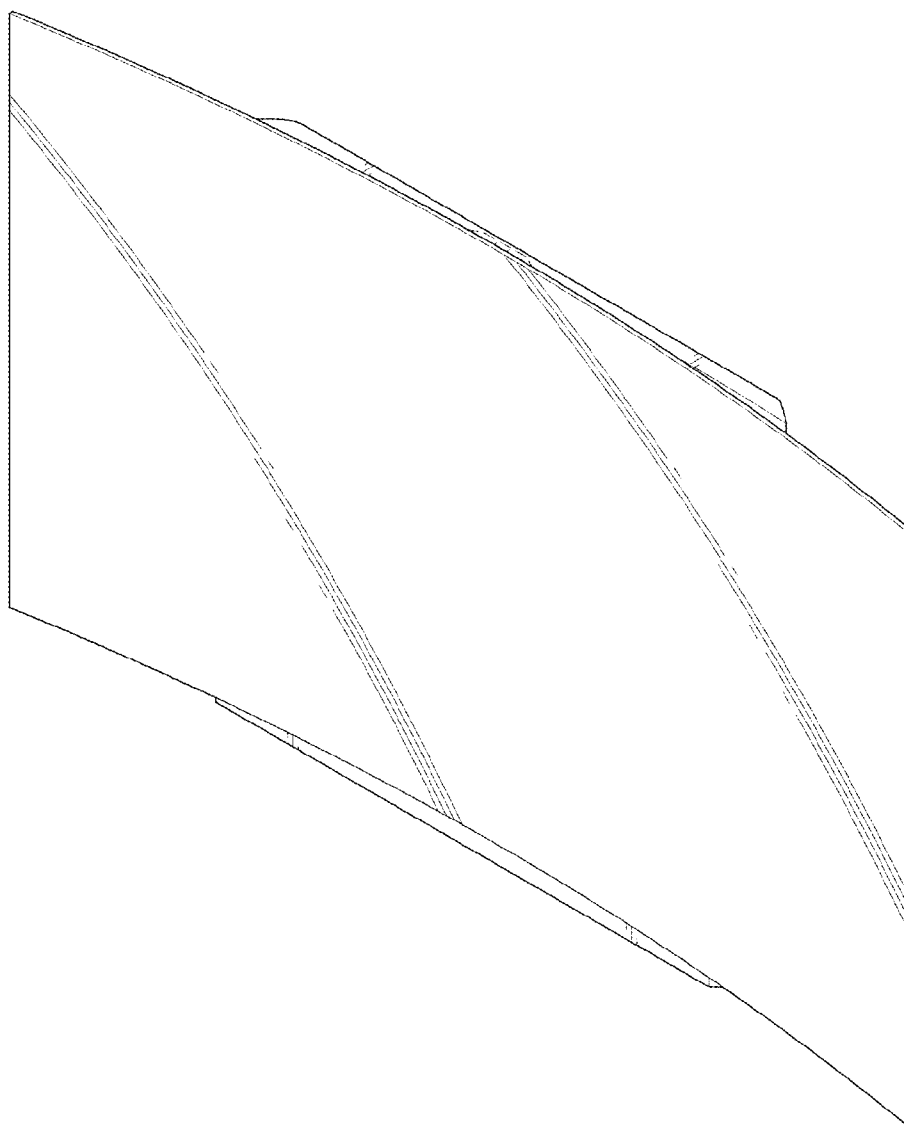


FIG. 15

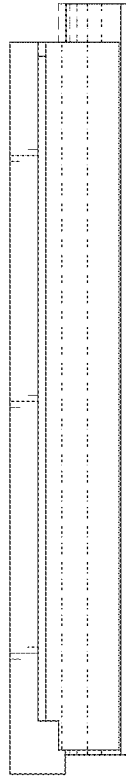


FIG. 16




FIG. 17

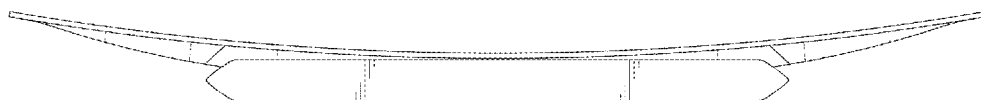


FIG. 18

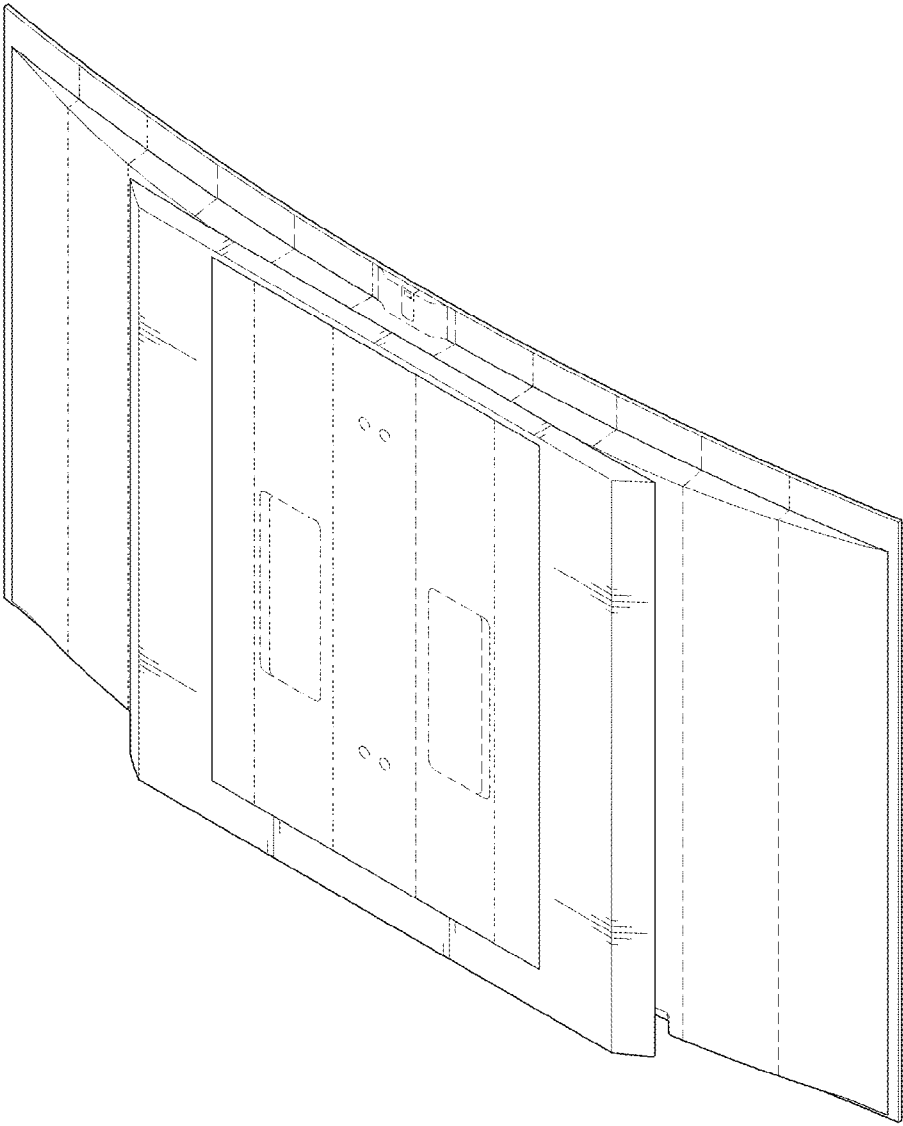


FIG. 19

