US00D326267S

United States Patent [19]

Weiser et al.

[11] Patent Number: Des. 326,267

[45] Date of Patent: ** May 19, 1992

[54] **PORTABLE TELEPHONE AMPLIFIER UNIT**

[76] Inventors: **Margaret A. Weiser; Isaac Weiser,** both of 4760 Corbin Ave., Tarzana, Calif. 91356

[**] Term: **14 Years**

[21] Appl. No.: **447,116**

[22] Filed: **Dec. 7, 1989**

[52] **U.S. Cl.** **D14/243;** D14/140

[58] **Field of Search** D14/243; 379/440, 420, 379/165

[56] **References Cited**

U.S. PATENT DOCUMENTS

D. 226,487	3/1973	Genaro et al.	D14/243
D. 266,085	9/1982	Perhaeside	D14/243
D. 269,432	6/1983	Kowalik et al.	D14/243
D. 282,179	1/1986	Yuen	D14/243 X
D. 287,127	12/1986	Yuen	D14/243
D. 302,689	8/1989	Murakami et al.	D14/245 X
D. 311,541	10/1990	Carre	D14/243 X
2,402,341	6/1946	Patterson	D14/243 X
2,498,153	2/1950	Bussieres	179/1
2,506,715	5/1950	Ffolliott	179/81

Primary Examiner—Horace B. Fay, Jr.
Attorney, Agent, or Firm—Cislo & Thomas

[57] **CLAIM**

The ornamental design for a portable telephone amplifier unit, as shown and described.

DESCRIPTION

FIG. **1** is a left side, top and front perspective view of a portable telephone amplifier unit showing our new design;
FIG. **2** is a front elevational view thereof;
FIG. **3** is a right side elevational view thereof;
FIG. **4** is a back elevational view thereof;
FIGS. **5** and **6** are respectively top and bottom plan views thereof; and,
FIG. **7** is a left side elevational view thereof.

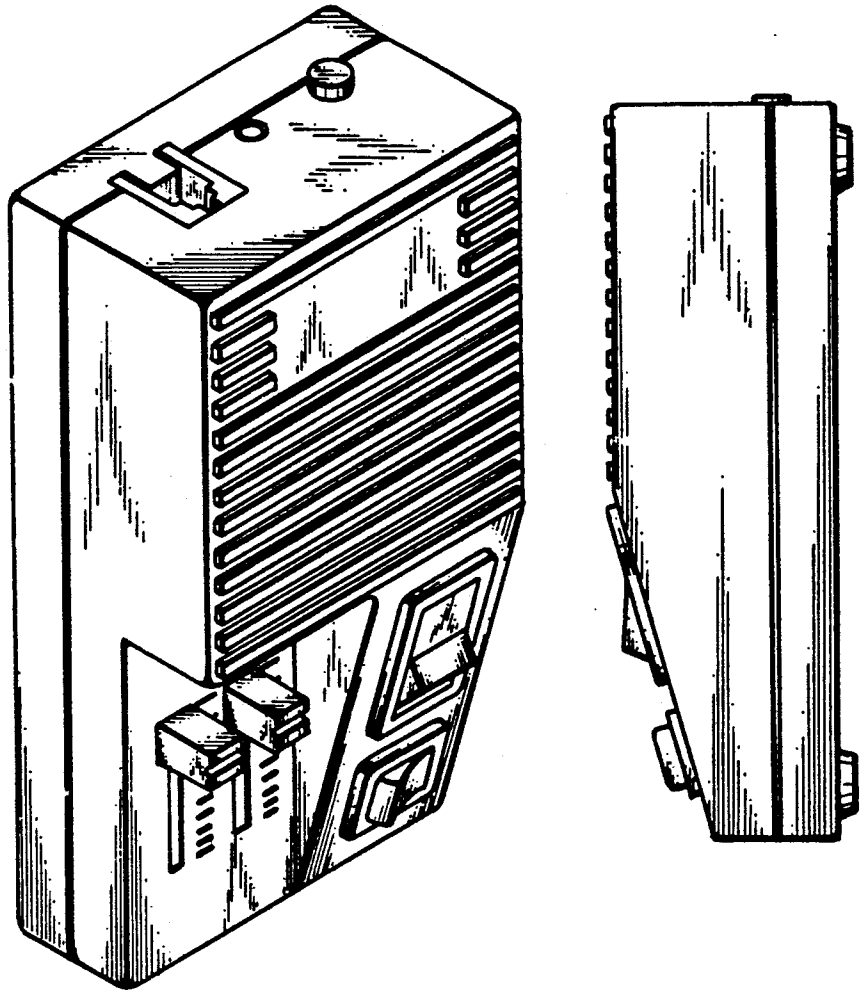

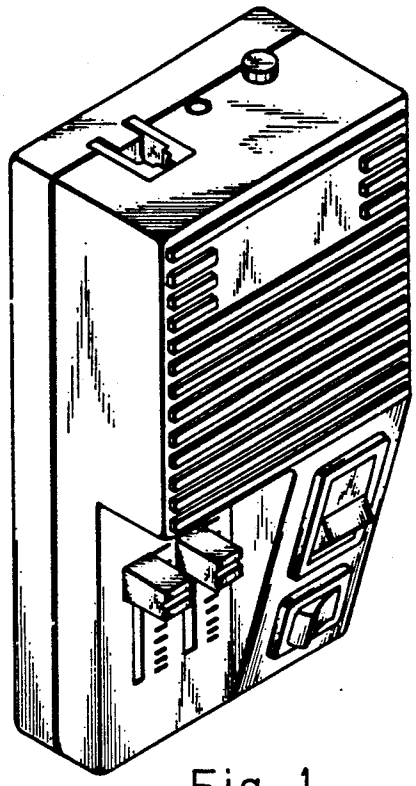

Fig. 1.



Fig. 2.



Fig. 3.

Fig. 4.

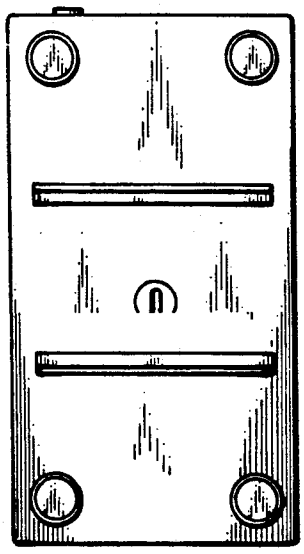

Fig. 5.

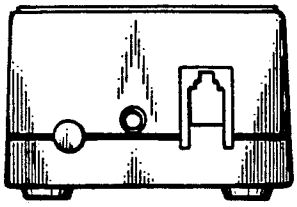

Fig. 6.

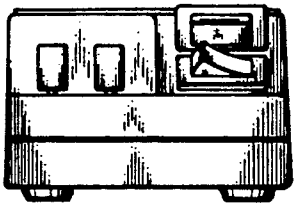

Fig. 7.

