



US00D463524S

(12) **United States Design Patent**  
Ellis et al.

(10) **Patent No.:** **US D463,524 S**

(45) **Date of Patent:** **\*\* Sep. 24, 2002**

(54) **FILTER ELEMENT**

(75) Inventors: **Mark Simon Ellis**, Southsea (GB);  
**Jeffrey Stamp**, Emsworth (GB)

(73) Assignee: **Pall Corporation**, East Hills, NY (US)

(\*\*) Term: **14 Years**

(21) Appl. No.: **29/133,191**

(22) Filed: **Nov. 27, 2000**

(30) **Foreign Application Priority Data**

May 26, 2000 (GB) ..... 2093142

(51) **LOC (7) Cl.** ..... **23-01**

(52) **U.S. Cl.** ..... **D23/209**

(58) **Field of Search** ..... D23/207, 209;  
210/497.01, 499, 493.1

(56) **References Cited**

**U.S. PATENT DOCUMENTS**

- 3,698,562 A \* 10/1972 Farrow et al. .... 210/497
- 5,741,421 A \* 4/1998 Erdmannsdoerfer et al. .... 210/493.1
- 5,876,601 A \* 3/1999 Geibel et al. .... 210/493.1
- 5,902,482 A \* 5/1999 Seeley et al. .... 210/293.1
- 5,942,114 A \* 8/1999 Rieker ..... 210/497.01

- D414,544 S \* 9/1999 Ward et al. .... D23/209
- 5,988,400 A \* 11/1999 Karachevtcev et al. .. 210/493.1
- 6,103,119 A \* 8/2000 Clements et al. .... 210/493.1
- 6,156,198 A \* 12/2000 Bartels ..... 210/497.01

\* cited by examiner

*Primary Examiner*—Robin V. Taylor

(74) *Attorney, Agent, or Firm*—Leydig Voit & Mayer, Ltd.

(57) **CLAIM**

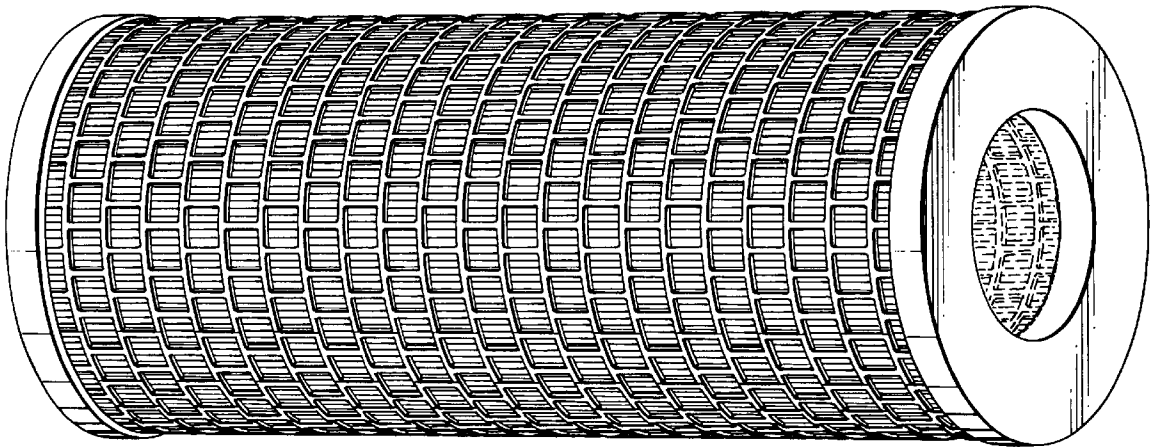
The ornamental design for a filter element, as shown and described.

**DESCRIPTION**

FIG. 1 is a perspective view from one end of the first embodiment of a filter element showing our new design; FIG. 2 is a perspective view from the other end thereof; FIG. 3 is a side elevational view thereof; FIG. 4 is a perspective view taken from one end of a second embodiment; FIG. 5 is a perspective view taken from the opposite end thereof; and, FIG. 6 is a side elevational view thereof.

The broken line showing of interior structure in FIGS. 1 and 2 is for illustrative purposes only and forms no part of the claimed design.

**1 Claim, 6 Drawing Sheets**






Fig. 1.




Fig.2.




Fig. 3.




Fig.4.




Fig. 5.




Fig. 6.