

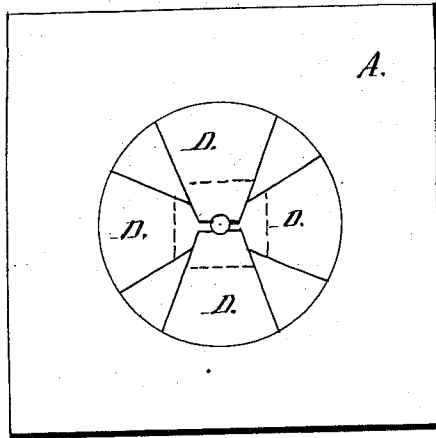
*D. A. Reid.*

*Cane Stripping.*

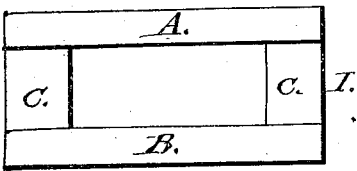
*N<sup>o</sup> 104,882.*

*Patented Jan. 28, 1870.*

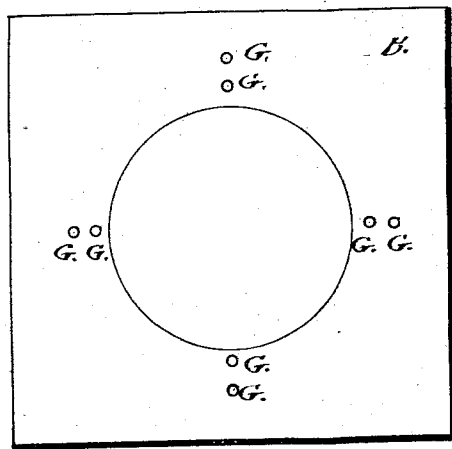
*Fig. 1.*



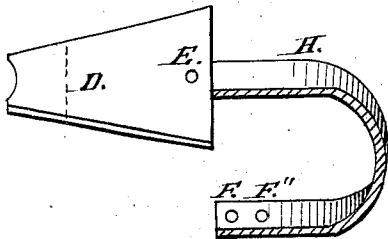
*Fig. 3.*



*Fig. 2.*



*Fig. 4.*



**WITNESSES:**

*James S. Starr*  
*James W. Hays*

**INVENTOR:**

*David A. Reid*  
*40. A. Soudak*  
*Att'y*

# UNITED STATES PATENT OFFICE.

DAVID A. REID, OF WAYNE TOWNSHIP, WAYNE COUNTY, INDIANA.

## IMPROVEMENT IN SORGHUM-STRIPPERS.

Specification forming part of Letters Patent No. 104,882, dated June 28, 1870.

*To all whom it may concern:*

Be it known that I, DAVID A. REID, of Wayne township, Wayne county, and State of Indiana, have invented certain Improvements in Sorghum-Strippers, of which the following is a specification.

The nature of my invention consists in riveting plates of steel on circling springs. The plates are made tapering, with the small ends toward the center, and the large ends riveted onto the springs, said springs being screwed onto a board or frame. The four plates are arranged so that a part of a circle in the small end of each plate forms a partial circle, between which the sorghum is inserted the top end foremost, so that when it is pulled through the springs will give back, so as to admit the large end of the sorghum-stalk (or let it pass through) and strip off the leaves, the object being to strip off the leaves of sorghum much faster than is done in the ordinary way.

In the accompanying drawings, Figure 1 is a view of the face of my sorghum-stripper. Fig. 2 is the back board. Fig. 3 shows the front and back boards framed with corner-pieces, one edge of each board being shown, and two of four corner-pieces forming a frame. Fig. 4 is one of the springs with one of the steel plates riveted onto the end of it.

The same letters refer to corresponding parts in the several figures.

A is the front of the machine.

B is the back of the machine, to which the springs H are screwed, there being four of said springs H, having a steel-plate, D, attached to each.

C C are two of four pieces, which, with the front and back boards, form a frame.

D D D D are the plates of steel, which are made about four inches wide at the back end and about two and a half wide at the point,

the point being cut out to form part of a circle. Each plate is dished a little at the small end, so that when they (the plates) are put together they present a dishing front which has a tendency to guide the stalk of sorghum to the center. By pulling the stalk through, the plates will recede from the front board, and the plates will accommodate themselves to the size of the sorghum-stalk and strip off the leaves.

E is one of the rivets which secure the plate D to the springs H. FF are holes in the other end of the springs H, through which screws are inserted into the holes G G in the back board, B.

G G G G G G G G are holes in the back board, B, in which the screws are inserted to secure the springs H.

H is one of four springs, one being attached to each of the four plates D.

I is a frame.

I am aware of the patent of G. Hollinger, and that he uses springs that spring outward from the center to accommodate themselves to the size of the stalk only, while my circling springs both spring outward and backward, so that they not only strip off the blades, but by their forward spring they throw off the surplus blades, and by that means clear themselves, which is not the case with Mr. Hollinger's. I do not claim anything claimed by him.

What I claim as my invention is—

Combining the circling springs H and plates D with the boards A and B, arranged and operated as above described, for the purposes set forth.

DAVID A. REID.

Witnesses:

JAMES S. STARR,  
THOS. A. DUGDALE.