



US0D1069107S

(12) **United States Design Patent**
Hedbratt

(10) **Patent No.:** **US D1,069,107 S**

(45) **Date of Patent:** **** Apr. 1, 2025**

(54) **SANITARY PANTS**

(71) Applicant: **Essity Hygiene and Health Aktiebolag**, Gothenburg (SE)

(72) Inventor: **Anita Hedbratt**, Gothenburg (SE)

(73) Assignee: **Essity Hygiene and Health Aktiebolag**, Gothenburg (SE)

(**) Term: **15 Years**

(21) Appl. No.: **29/869,826**

(22) Filed: **Jan. 10, 2023**

(30) **Foreign Application Priority Data**

Jul. 11, 2022	(EM)	009083272-0001
Jul. 11, 2022	(EM)	009083272-0002
Jul. 11, 2022	(EM)	009083272-0003
Jul. 11, 2022	(EM)	009083272-0004
Jul. 11, 2022	(EM)	009083272-0005
Jul. 11, 2022	(EM)	009083272-0006
Jul. 11, 2022	(EM)	009083272-0007
Jul. 11, 2022	(EM)	009083272-0008
Jul. 11, 2022	(EM)	009083272-0009
Jul. 11, 2022	(EM)	009083272-0010
Jul. 11, 2022	(EM)	009083272-0011
Jul. 11, 2022	(EM)	009083272-0012
Jul. 11, 2022	(EM)	009083272-0013
Jul. 11, 2022	(EM)	009083272-0014
Jul. 11, 2022	(EM)	009083272-0015
Jul. 11, 2022	(EM)	009083272-0016
Jul. 11, 2022	(EM)	009083272-0017
Jul. 11, 2022	(EM)	009083272-0018
Jul. 11, 2022	(EM)	009083272-0019
Jul. 11, 2022	(EM)	009083272-0020

(51) **LOC (15) Cl.** **24-04**

(52) **U.S. Cl.**
USPC **D24/125; D24/126; D2/712**

(58) **Field of Classification Search**

USPC D2/712, 713; D5/32, 53; D24/124-126, D24/189, 190; D30/145

(Continued)

(56) **References Cited**

U.S. PATENT DOCUMENTS

D171,943 S * 4/1954 Katz D2/712
D342,997 S * 1/1994 Buck D24/126

(Continued)

Primary Examiner — L. A. Grabenstetter

(74) Attorney, Agent, or Firm — Buchanan Ingersoll & Rooney PC

(57) **CLAIM**

The ornamental design for a sanitary pants, as shown and described.

DESCRIPTION

FIG. 1 is a front view of a first embodiment of a sanitary pants showing my new design.

FIG. 2 is a back view thereof.

FIG. 3 is a perspective view thereof.

FIG. 4 is a left side view thereof.

FIG. 5 is a right side view thereof.

FIG. 6 is a top view thereof.

FIG. 7 is a bottom view thereof.

FIG. 8 is a front view of a second embodiment showing my new design.

FIG. 9 is a back view thereof.

FIG. 10 is a perspective view thereof.

FIG. 11 is a left side view thereof.

FIG. 12 is a right side view thereof.

FIG. 13 is a top view thereof; and,

FIG. 14 is a bottom view thereof.

The broken lines shown in some of the figures are for illustrational purposes only and form no part of the claimed design.

1 Claim, 14 Drawing Sheets



(58) **Field of Classification Search**

CPC A61F 13/15; A61F 13/64; A61F 13/476;
A61F 13/5611; A61F 13/5633; A61F
2013/16; A61F 2013/4708

See application file for complete search history.

(56) **References Cited**

U.S. PATENT DOCUMENTS

D453,259	S *	2/2002	Kim	D2/700
D514,223	S *	1/2006	Hermansson	D24/126
D543,275	S *	5/2007	Hermansson	D24/126
D583,935	S *	12/2008	Sasayama	D24/126
D629,890	S *	12/2010	Hedbratt	D24/126
D657,868	S *	4/2012	Gehrke	D24/126
D737,022	S *	8/2015	Campello	D2/712
D760,892	S *	7/2016	Hedbratt	D24/126
D932,617	S *	10/2021	Hale	D24/125
D933,817	S *	10/2021	Hale	D24/125
D1,017,189	S *	3/2024	Dalin	D2/712
D1,029,452	S *	6/2024	Dalin	D2/712
2020/0107974	A1 *	4/2020	Persson	A61F 13/51458

* cited by examiner



FIG. 1




FIG. 2



FIG. 3

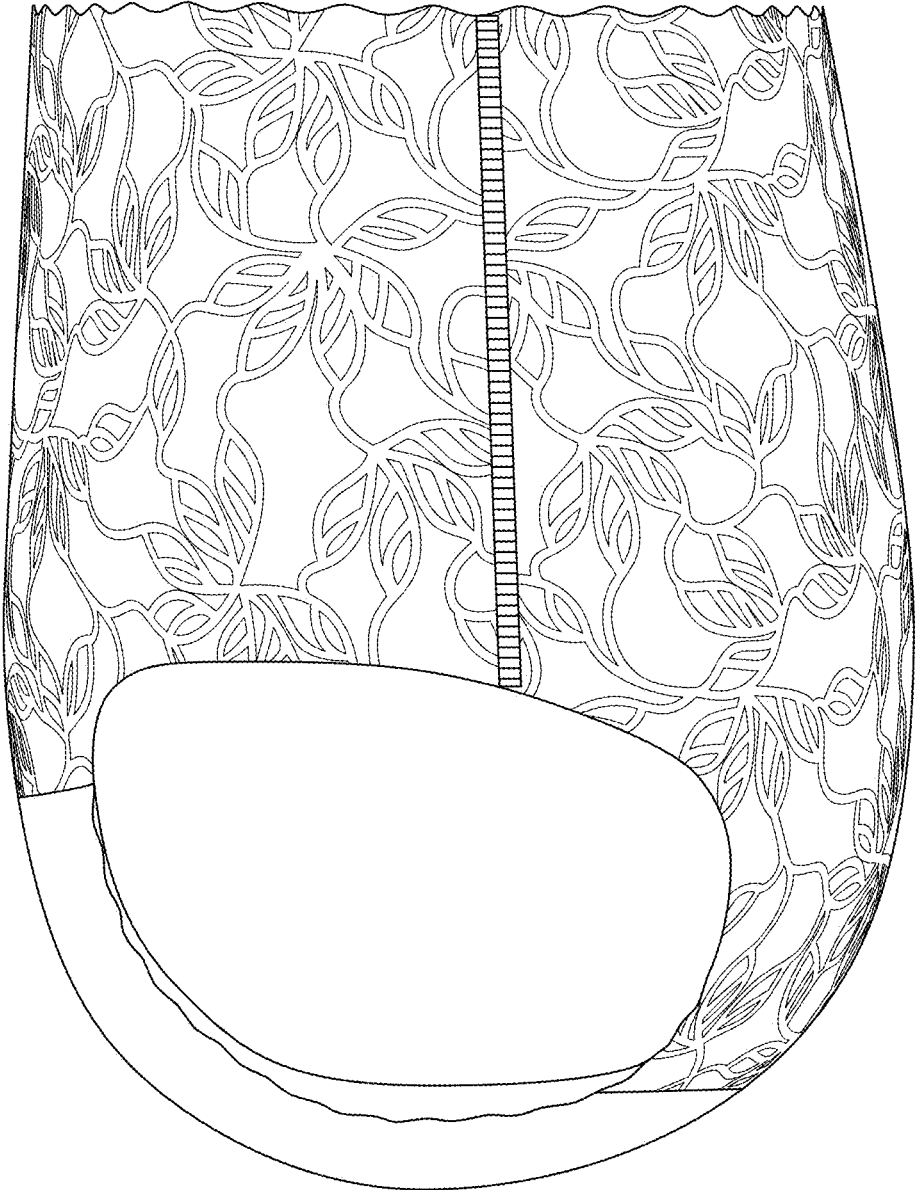


FIG. 4



FIG. 5

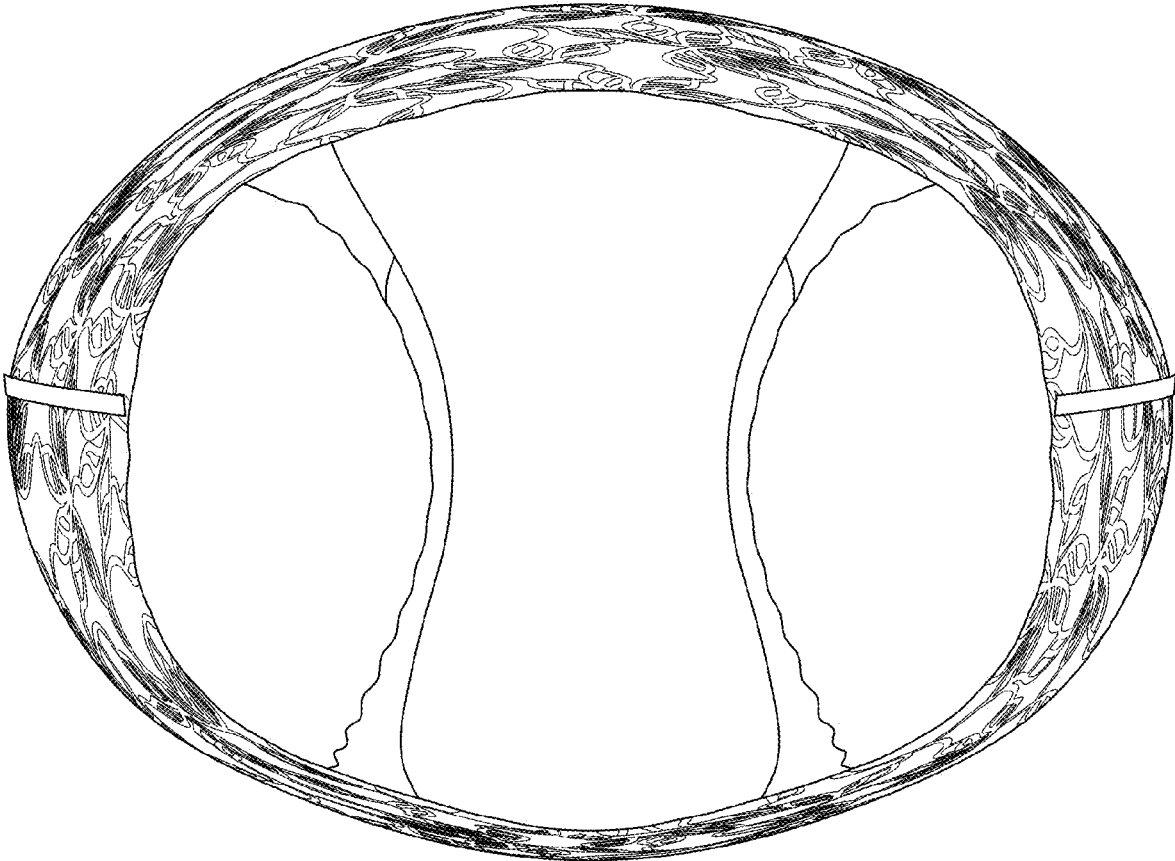


FIG. 6

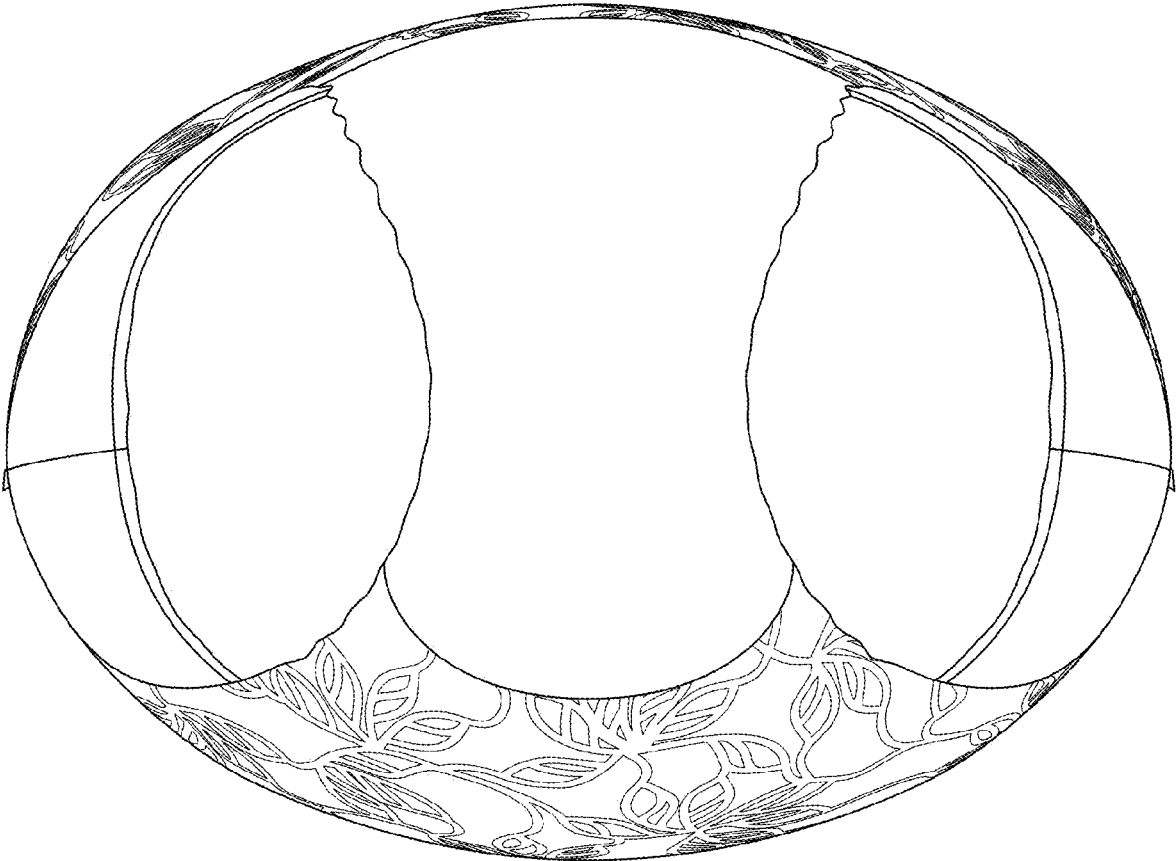


FIG. 7



FIG. 8




FIG. 9



FIG. 10




FIG. 11



FIG. 12

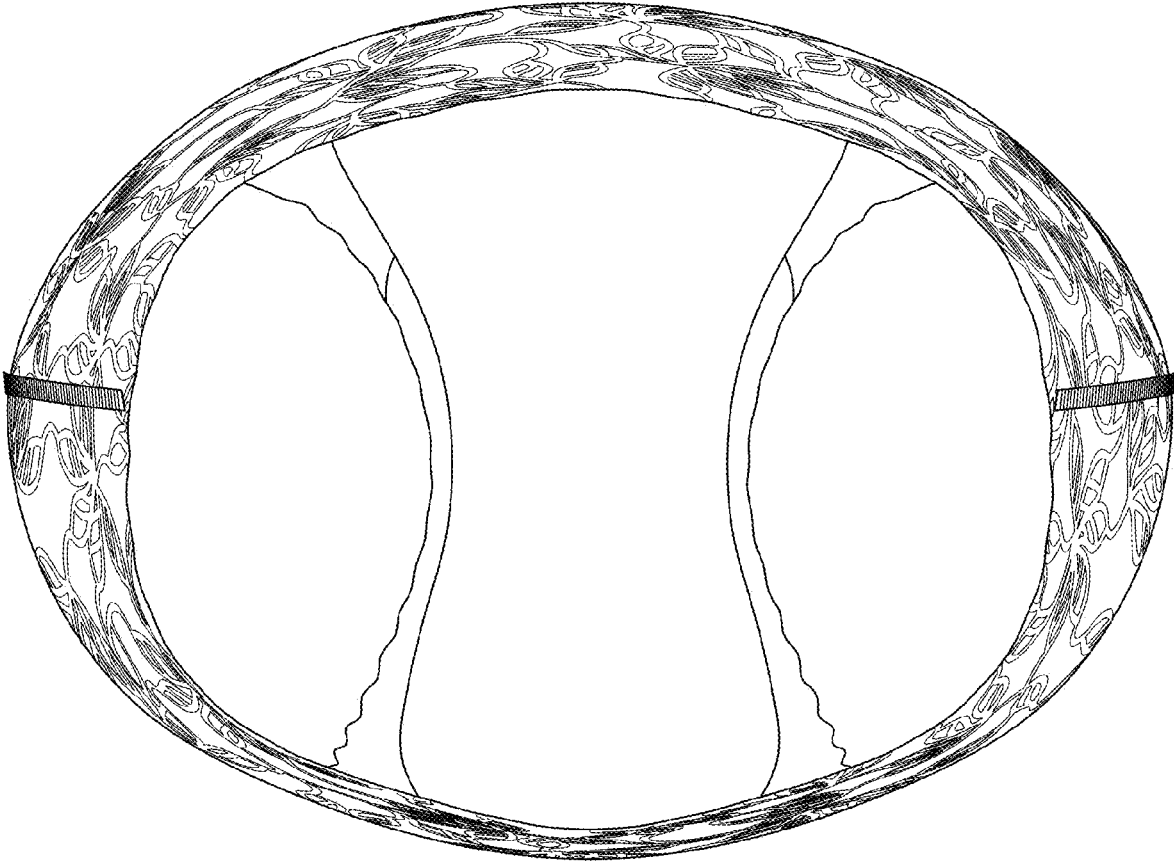


FIG. 13

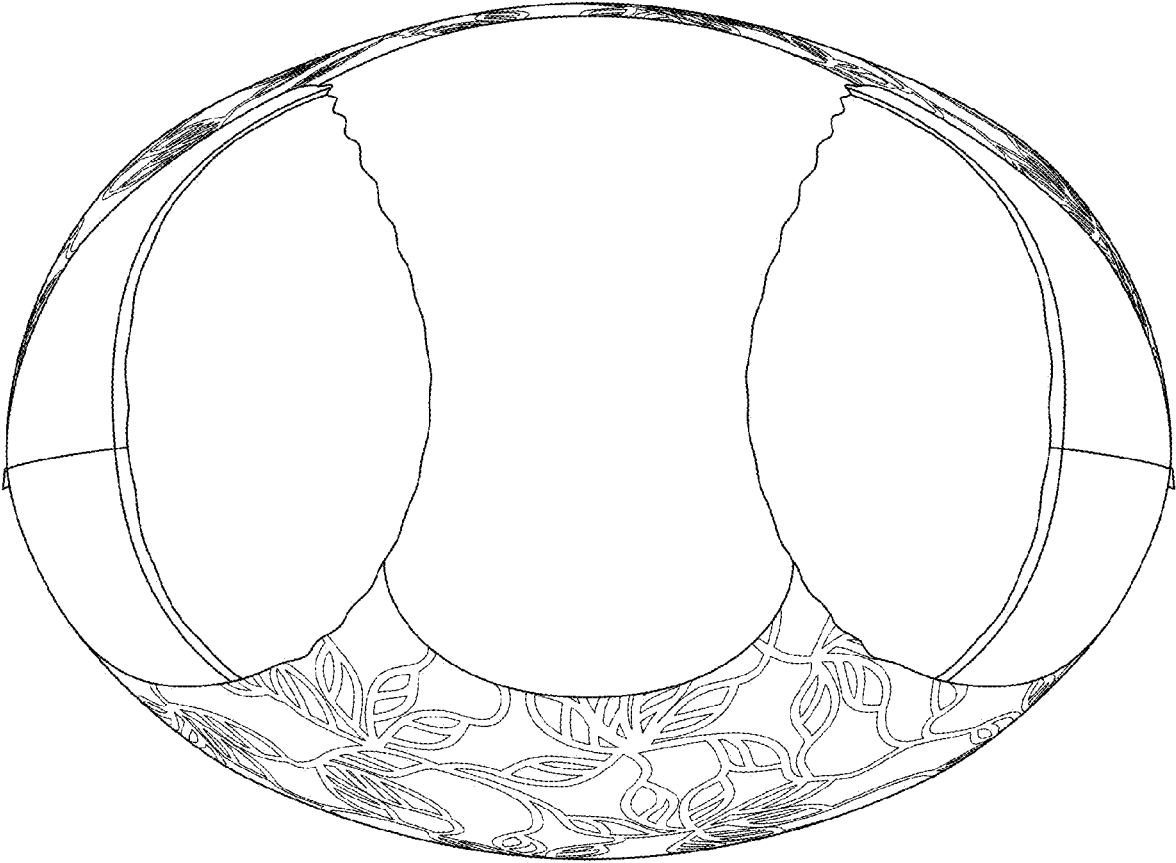


FIG. 14