



## INTERNATIONAL APPLICATION PUBLISHED UNDER THE PATENT COOPERATION TREATY (PCT)

<p>(51) International Patent Classification <sup>6</sup> : A61K 38/00, 38/06, C07K 5/00, C07C 229/00</p>	A1	<p>(11) International Publication Number: <b>WO 96/41638</b></p> <p>(43) International Publication Date: 27 December 1996 (27.12.96)</p>
<p>(21) International Application Number: PCT/US95/07463</p> <p>(22) International Filing Date: 13 June 1995 (13.06.95)</p> <p>(71) Applicant: SANOFI WINTHROP, INC. [US/US]; 90 Park Avenue, New York, NY 10016 (US).</p> <p>(72) Inventors: DOLLE, Roland, E.; 550 Prince Frederick Street, King of Prussia, PA 19406 (US). GRAYBILL, Todd, L.; 1380 Miller Road, Pottstown, PA 19465 (US). OSIFO, Irennegbe, K.; 2433 Oakland Drive, W. Norristown, PA 19403-2646 (US). HARRIS, Alex, L.; 2609 Sombrosa Street, Carlsbad, CA 92009 (US). MILLER, Matthew, S.; 2120 Dawn Lane, Newtown, PA 18940 (US).</p> <p>(74) Agent: DUPONT, Paul, E.; Sanofi Winthrop, Inc., Patent Dept., 9 Great Valley Parkway, P.O. Box 3026, Malvern, PA 19355 (US).</p>		<p>(81) Designated States: AU, CA, HU, JP, MX, European patent (AT, BE, CH, DE, DK, ES, FR, GB, GR, IE, IT, LU, MC, NL, PT, SE).</p> <p><b>Published</b> <i>With international search report.</i></p>
<p>(54) Title: CALPAIN INHIBITORS FOR THE TREATMENT OF NEURODEGENERATIVE DISEASES</p>		
<p>(57) Abstract</p>		
<p>Novel amino acid analogs are provided having the formula (I): Z-A<sub>3</sub>-A<sub>2</sub>-A<sub>1</sub>-Q, wherein Z is H or a protecting group; A<sub>3</sub> and A<sub>2</sub> are independently an optionally protected valine, leucine, alanine, isoleucine, phenylalanine, tyrosine, glycine, 2-arylglycine having either <u>D</u> or <u>L</u> stereochemistry or a chemical bond; A<sub>1</sub> is an optionally protected valine, leucine, isoleucine, alanine, phenylalanine, tyrosine, 2-phenyl-glycine, 2-phenethyl-glycine, 2-aryl-glycine; Q is H, CH<sub>2</sub>OCOL, CH<sub>2</sub>OL, CH<sub>2</sub>SL, CH<sub>2</sub>X, NHNHCOCH<sub>2</sub>OCOL, NHNHCOCH<sub>2</sub>OL, NHNHCOCH<sub>2</sub>SL, wherein L is an optionally substituted aryl or optionally substituted heteroaryl; and X is Cl, Br or F, and a pharmaceutically acceptable salt thereof.</p>		

**FOR THE PURPOSES OF INFORMATION ONLY**

Codes used to identify States party to the PCT on the front pages of pamphlets publishing international applications under the PCT.

AM	Armenia	GB	United Kingdom	MW	Malawi
AT	Austria	GE	Georgia	MX	Mexico
AU	Australia	GN	Guinea	NE	Niger
BB	Barbados	GR	Greece	NL	Netherlands
BE	Belgium	HU	Hungary	NO	Norway
BF	Burkina Faso	IE	Ireland	NZ	New Zealand
BG	Bulgaria	IT	Italy	PL	Poland
BJ	Benin	JP	Japan	PT	Portugal
BR	Brazil	KE	Kenya	RO	Romania
BY	Belarus	KG	Kyrgystan	RU	Russian Federation
CA	Canada	KP	Democratic People's Republic of Korea	SD	Sudan
CF	Central African Republic	KR	Republic of Korea	SE	Sweden
CG	Congo	KZ	Kazakhstan	SG	Singapore
CH	Switzerland	LI	Liechtenstein	SI	Slovenia
CI	Côte d'Ivoire	LK	Sri Lanka	SK	Slovakia
CM	Cameroon	LR	Liberia	SN	Senegal
CN	China	LT	Lithuania	SZ	Swaziland
CS	Czechoslovakia	LU	Luxembourg	TD	Chad
CZ	Czech Republic	LV	Latvia	TG	Togo
DE	Germany	MC	Monaco	TJ	Tajikistan
DK	Denmark	MD	Republic of Moldova	TT	Trinidad and Tobago
EE	Estonia	MG	Madagascar	UA	Ukraine
ES	Spain	ML	Mali	UG	Uganda
FI	Finland	MN	Mongolia	US	United States of America
FR	France	MR	Mauritania	UZ	Uzbekistan
GA	Gabon			VN	Viet Nam

## CALPAIN INHIBITORS FOR THE TREATMENT OF NEURODEGENERATIVE DISEASES

### BACKGROUND OF THE INVENTION

#### Field of the Invention

This invention relates to a series of novel amino acid analogs which exhibit selective inhibition of Calpain I, to compositions containing the novel amino acid analogs and methods for therapeutic use. The Calpain I inhibitors described in this invention comprise novel amino acid derivatives which possess particular utility in treatment of neurodegenerative diseases.

#### Reported Developments

Calpain is a cytosolic protease enzyme found in all mammalian tissue and cell types. There are two forms of the enzyme with different sensitivities to calcium; the high-sensitivity form, calpain I, is activated by a low calcium concentration (2-75  $\mu\text{M}$ ), and the low-sensitivity form, calpain II, is activated by a higher calcium concentration (200-800  $\mu\text{M}$ ). Although calpain II is the prominent form, calpain I is concentrated in synapses and neuronal cell bodies and is thought to be involved in the phenomenon of long-term synaptic potentiation.

The location of active calpain explain how calpain can promote: (1) down-regulation of membrane-associated active protein kinase C; (2) formation of a calpain-activated soluble kinase; and (3) reorganization of the cytoskeleton (Melloni, E., and Pontremoli, S. (1989), The Calpains, Trends Neurosci. 12, 438-44). Inactivation of the kinase results in repression of superoxide anion production, a process correlated to the protein kinase C-mediated phosphorylation of membrane proteins. Formation of a soluble, fully active kinase, operating in association with active calpain, results in selective modification in the organization of the cytoskeletal proteins,

which is correlated with the extracellular discharge of granule contents. These conclusions have been reached by specific and direct inhibition of the proteinases, which results in: (1) a significant increase in superoxide anion production; (2) a marked decrease in the down-regulation of protein kinase C activity; (3) reduced formation of calpain-activated protein kinase; (4) decreased phosphorylation and phosphorylation-mediated proteolytic degradation of cytoskeletal proteins; and (5) inhibition of granule exocytosis.

In addition, studies of (Lee, K. S., Frank, S., Vanderklish, P., Arai, A., and Lynch, G. (1991), Inhibition of Proteolysis Protects Hippocampal Neurons from Ischemia, Proc. Nat. Acad. Sci. USA, 88, 7233) suggest that the inhibition of calpain may protect from various ischemia induced-neurodegeneration, essential hypertension, and benefits CNS disorders, and stroke.

A wide variety of a-peptidyl analogs are reported to inhibit the action of proteases (Mehdi, Shujaath, Cell-Penetrating Inhibitors of Calpain, TIPS, 16, 150 April 1991). These peptidyl analogs include: epoxisuccinates (E-64), leupeptin (CH<sub>3</sub>CO-Leu-Leu-ArgH), and ketopeptides. However, these inhibitors suffer from some of the following disadvantages:

weak enzyme specificity,  
lack of inhibitory potency,  
inhibit wide variety of proteases in addition to calpain I, and  
multi-inhibition of various enzymes. limits their therapeutic applicability.


A limited number of peptidyl methyl ketone analogs constitute a well-known class of compounds having enzymatic (papain, cathepsin B) inhibition activity. These analogs, however, are essentially devoid of potency and selectivity in inhibiting calpain I.

In spite of various known calpain inhibitors, no effective therapy has yet been developed for the majority of ischemia-induced neurodegenerative diseases, CNS disorders, and stroke. Consequently, there is a need for therapeutic agents effective in the treatment and prevention of these diseases.

5

**SUMMARY OF THE INVENTION**

Novel amino acid analogs are provided having the formula (I)



wherein

Z is H or a protecting group;

10  $A_3$  and  $A_2$  are independently an optionally protected valine, leucine, alanine, isoleucine, phenylalanine, tyrosine, glycine, 2-arylglycine having either D or L stereochemistry or a chemical bond;

$A_1$  is an optionally protected valine, leucine, isoleucine, alanine, phenylalanine, tyrosine, 2-phenyl-glycine, 2-phenethyl-glycine, 2-aryl-glycine;

15 Q is H,  $CH_2OCOL$ ,  $CH_2OL$ ,  $CH_2SL$ ,  $CH_2X$ ,  $NHNHCOCH_2OCOL$ ,  $NHNHCOCH_2OL$ ,  $NHNHCOCH_2SL$ , wherein

L is an optionally substituted aryl or optionally substituted heteroaryl; and

X is Cl, Br or F, and a pharmaceutically acceptable salt thereof.

20 As used herein the following terms shall be understood to have the following meanings, unless otherwise indicated.

"Alkyl" means a saturated or an unsaturated aliphatic hydrocarbon which may be either straight- or branched-chain. Preferred groups have no  
25 more than about 12 carbon atoms and may be methyl, ethyl and structural isomers of propyl, butyl, pentyl, hexyl, heptyl, octyl, nonyl, decyl, undecyl and dodecyl.

"Lower alkyl" means an alkyl group as above, having 1 to 7 carbon  
30 atoms. Suitable lower alkyl groups are methyl, ethyl, n-propyl, isopropyl, butyl, tert-butyl, n-pentyl, neopentyl, n-hexyl, and n-heptyl.

"Aryl" means phenyl and substituted phenyl.

"Substituted phenyl" means a phenyl group in which one or more of the hydrogens has been replaced by the the same or different substituents including halo, lower alkyl, nitro, amino, acylamino, hydroxyl, lower alkoxy, aryl, heteroaryl, lower alkoxy, alkylsulfonyl, trifluoromethyl, morpholinoethoxy, morpholino-sulfonyl, and carbobenzoxy-methylsulfamoyl.

"Heteroaryl" means pyridyl, pyrimidyl, tetrazolyl or thiadiazolyl.

"Substituted heteroaryl" means a heteroaryl group in which one or more of the hydrogens has been replaced by the same or different substituents including halo, lower alkyl, nitro, amino, acylamino, hydroxyl, lower alkoxy, aryl, heteroaryl, lower alkoxy, alkylsulfonyl, trifluoromethyl, morpholinoethoxy, morpholiho-sulfonyl, and carbobenzoxy-methylsulfamoyl.

A "protecting group" is a radical attached to an oxygen, sulfur, or nitrogen atom, respectively, which radical serves to protect the oxygen, sulfur, or nitrogen functionally against undesired reaction. Such protecting groups are well known in the art, many are described in "The Peptides", E. Gross and J. Meienhofer, Eds. Vol. 3 Academic Press, NY (1981).

The N-protecting groups can be N-acyl, N-alkoxycarbonyl, N-arylmethoxycarbonyl and N-arylsulfonyl protecting groups.

Suitable O-protecting groups include benzyl, tert-butyl, methyl, tosyl ad carbobenzoxy groups.

S-protecting groups include methyl, tert-butyl, benzyl and carbobenzoxy groups.

Pharmaceutically acceptable salts include both acid and base addition salts. Pharmaceutically acceptable acid addition salt refers to those salts which retain the biological effectiveness and properties of the free bases and which are not biologically or otherwise undesirable, formed with inorganic acids such as hydrochloric acid, hydrobromic acid, sulfuric acid,

nitric acid, phosphoric acid, and the like, and organic acids such as acetic acid, propionic acid, glycolic acid, pyruvic acid, fumaric acid, tartaric acid, citric acid, benzoic acid, cinnamic acid, mandelic acid, methanesulfonic acid, and p-toluenesulfonic acid and the like. Pharmaceutically acceptable base addition salts include those derived from inorganic bases such as sodium, potassium, lithium, ammonium, calcium, magnesium, iron, zinc, copper, manganese, aluminum salts and the like. Particularly preferred are the ammonium, potassium, sodium, calcium and magnesium salts. Salts derived from pharmaceutically acceptable organic non-toxic bases include salts of primary, secondary, and tertiary amines, substituted amines including naturally occurring substituted amines, cyclic amines and basic ion exchange resins, such as isopropylamine, tripropylamine, ethanolamine, 2-diethylaminoethanol, 2-dimethylaminoethanol, dicyclohexylamine, lysine, arginine, histidine, caffeine, procain, hydrabamine, choline, betaine, ethylendiamine, glucosamine, methylglucamine, theobromine, purines, peperiziner, piperidine, polyamine resins and the like. Particularly preferred organic non-toxic bases are isopropylamine, diethylamine, ethanol-amine, dicyclohexylamine, choline and caffeine.

This invention also contemplates pharmaceutically acceptable acid-addition salts of the compounds of Formula I. It is well known in the pharmacological arts that nontoxic addition salts of pharmacologically active amine compounds do not differ in activities from their free base. All stereoisomers as well as optical isomers related to the novel calpain inhibitory amino acid analogs described herein are also considered to be within the scope of this invention.

The amino acid analogs of the present invention are selective calpain inhibitors. More particularly, the amino acid analogs of the present invention bind at the active site of the proteolytic enzyme, specifically calpain I.

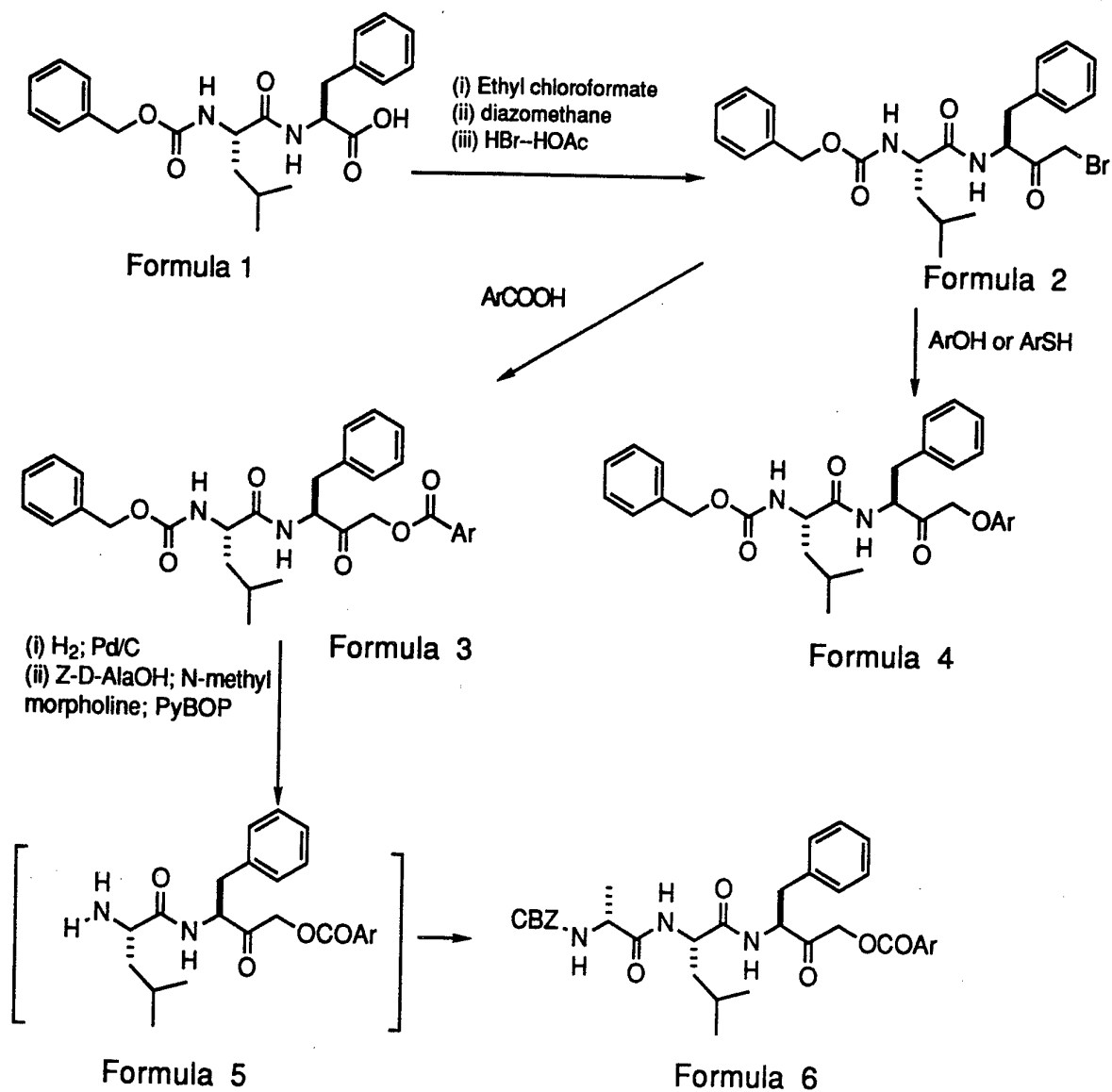
The present invention further provides pharmaceutical compositions comprised of the above-described novel amino acid analog inhibitors and

method of treating ischemia-induced neurodegenerative diseases, stroke, myocardial infarction, CNS disorders, and immunological diseases involving interleukin 1.

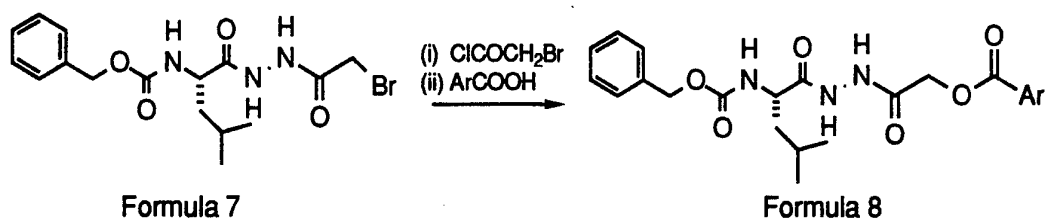
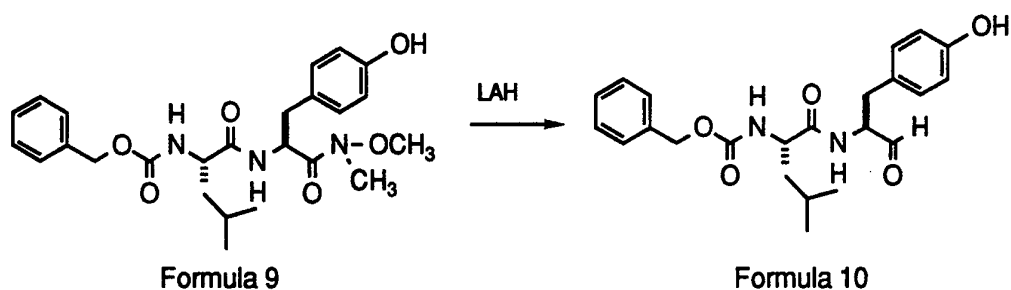
**DETAILED DESCRIPTION OF THE INVENTION**

The compounds of the present invention are prepared by the general synthetic methods described in Schemes 1, 2 and 3.

5

**Scheme 1**

10

**Scheme 2****Scheme 3**

15 The first step of this procedure involves the synthesis of N-protected dipeptidic bromomethyl ketone (formula 2). Methods for the preparation of various dipeptides (formula 1) are well established in the art. The N-protected dipeptide (formula 1), which in some cases is commercially available, is then converted to the corresponding bromoketone (formula 2) by way of hydrobromination or hydrohalogenation of a diazomethyl ketone intermediate. A displacement reaction of the bromomethyl or chloromethyl ketone by an aromatic carboxylic acid or alcohol (or thiol) then yields the desired arylcarboxymethyl ketone (formula 3) or aryloxy (or aryl-thio)methyl ketone (formula 4) of the invention.

25 The N-protected dipeptidic arylcarboxymethyl ketone (formula 3) is deprotected by conventional hydrogenolysis and the resulting free amino

dipeptide analog (formula 5) is readily converted to the corresponding tripeptidic arylcarboxymethyl ketone (formula 6) under standard peptide coupling conditions as shown in Scheme 1.

5        The preparation of various amino acid N-arylcboxyacetyl-hydrazides (for example formula 8) involves the synthesis of amino acid bromoacetyl hydrazide by reacting the corresponding amino acid hydrazide (formula 7) with a haloacyl halide. The resulting haloacyl-hydrazide is then readily  
10 converted to the arylcarboxyacetyl-hydrazide (formula 8) or aryloxyacetyl-hydrazide by coupling with arylcarboxylic acid or aryl alcohol respectively (Scheme 2).

The peptidic aldehydes (for example formula 10) of this invention are readily prepared by synthesizing the corresponding peptidic N-methoxy-N-  
15 methylamide analogs (for example formula 9) via standard synthesis followed by LAH reduction of the above amides.

The following examples will further illustrate the compounds of the present invention.

20

### Example 1

#### N-Benzyloxycarbonyl-D-alanyl-L-leucyl-L-phenylalanine 2,6-difluorophenyl carboxymethyl ketone

25

#### (a) N-Benzyloxycarbonyl-L-leucyl-L-phenylalanine bromomethyl ketone

N-Benzyloxycarbonyl-L-leucyl-L-phenylalanine (10.16 g, 24.63 mmol) was dissolved in dry THF (100 mL) under nitrogen. The solution was cooled  
30 to -15°C, N-methylmorpholine (2.98 mL 22.1 mmol) was added followed by dropwise addition of isobutyl chloroformate (3.35 mL, 25.86 mmol) over a 5 min period. A solution of dried diazomethane in ether (50 mmol in 100 mL ether dried over Na<sub>2</sub>SO<sub>4</sub>; from Diazald-Aldrich) was poured into the

reaction mixture. The reaction mixture (-15°C) was allowed to slowly warm to 0°C after 1 hr, and then held 1 hr at room temperature.

5 The reaction mixture was cooled to 0°C, 47 mL of 50% HBr/AcOH added with stirring at 0°C, and the resulting mixture was transferred to a separatory funnel with 500 mL of water. The aqueous phase was extracted with ethyl acetate (3x) and the organic layer was washed successively with water, 0.3N KHSO<sub>4</sub>, saturated NaHCO<sub>3</sub> solution, water, and brine. The organic layer was dried over MgSO<sub>4</sub>, filtered, and concentrated to yield a  
10 white solid which was recrystallized from dichloromethane/hexane to afford 10.35 g (86%) of N-benzyloxycarbonyl-L-leucyl-L-phenylalanine bromomethyl ketone.

15 (b) N-Benzyloxycarbonyl-L-leucyl-L-phenylalanine 2,6-difluoro-phenylcarboxymethyl ketone

2,6-Difluorobenzoic acid (65 mg, 0.41 mmol) was added to a solution of N-benzyloxycarbonyl-L-leucyl-L-phenylalanine bromo-methyl ketone  
20 (200 mg, 0.41 mmol) and potassium fluoride in dry DMF under nitrogen. The reaction mixture was poured into ether and the organic layer was washed successively with water, 5% NaHCO<sub>3</sub>, water, and brine. The ether solution was dried over MgSO<sub>4</sub> and concentrated to afford a solid product which was recrystallized from ether/hexane to yield 165 mg (70%) of N-  
25 benzyloxycarbonyl-L leucyl-L-phenylalanine 2,6-difluorophenylcarboxymethyl ketone, m.p. 108-9°C.

(c) L-Leucyl-L-phenylalanine 2,6-difluorophenylcarboxymethyl ketone

30 To a mixture of N-benzyloxycarbonyl-L-leucyl-L-phenylalanine 2,6-difluorophenylcarboxymethyl ketone (670 mg, 1.18 mmol) in anhydrous ethanol under nitrogen was added 10% palladium on carbon (67 mg), and the mixture was cooled to 0°C. The nitrogen atmosphere was then replaced with hydrogen gas by equalizing with hydrogen supplied from a balloon.

When the atmosphere was exchanged for hydrogen, 6N HCl solution (0.39 mL) was added and the solution was allowed to stir for 1.5 hr at room temperature. The reaction mixture was filtered through celite and the filtrate was concentrated *in vacuo* to afford the hydrochloride salt of L-leucyl-L-phenylalanine 2,6-difluorophenylcarboxymethyl ketone.

(d) N-Benzoyloxycarbonyl-D-alanyl-L-leucyl-L-phenylalanine 2,6-difluorophenylcarboxymethyl ketone

To a mixture of L-leucyl-L-phenylalanine 2,6-difluorophenacyloxymethyl ketone hydrochloride (180 mg, 0.394 mmol; azeotroped with toluene), benzyloxycarbonyl-D-alanine (97 mg, 0.43 mmol), benzotriazol-1-yloxy-tripyrrolidinophosphonium hexafluoro-phosphate (225 mg, 0.43 mmol) was added under nitrogen 5 mL of dichloromethane, and the resulting mixture was cooled to 0°C. N-Methylmorpholine (117 mg, 1.06 mmol) was added to the above mixture and the resulting reaction mixture was stirred for 30 min at 0°C, and then stirred at room temperature overnight. The mixture was poured into water, extracted with ethyl acetate, and the organic layer was washed successively with 0.3N KHSO<sub>4</sub>, saturated NaHCO<sub>3</sub>, and brine. The organic layer was dried over Na<sub>2</sub>SO<sub>4</sub> and concentrated *in vacuo* and the residue was purified by chromatography eluting with 30-50% ethyl acetate/hexane to afford 111 mg (45%) of N-benzyloxycarbonyl-D-alanyl-L-leucyl-L-phenylalanine 2,6-difluorophenacyloxymethyl ketone, m.p. 171-2°C.

Employing the synthetic procedure described in Scheme 1 and Example 1 the following additional calpain inhibitors were synthesized.

Example 2

Benzyloxycarbonyl-L-leucyl-L-phenylalanine 2,6-dichloro-3-[(2-morpholino)-ethoxy]phenylcarboxymethyl ketone

5

Example 3

Benzyloxycarbonyl-L-leucyl-L-tyrosine 2,6-dichlorophenylcarboxymethyl ketone

10

Example 4

Benzyloxycarbonyl-L-prolyl-L-leucyl-L-phenylalanine 2,6-dichlorophenylcarboxymethyl ketone

15

Example 5

Benzyloxycarbonyl-L-leucyl-glycine 2,6-dichloro-3-(morpholinosulfonyl)phenylcarboxymethyl ketone

20

Example 6

Benzyloxycarbonyl-L-leucyl-L-phenylalanine 2,6-dichloro-3-(morpholinosulfonyl)phenylcarboxymethyl ketone

25

30

Example 7

Benzyloxycarbonyl-glycyl-L-leucyl-L-phenylalanine 2,6-difluoro-phenylcarboxymethyl ketone

35

**Example 8**

5 **Benzyloxycarbonyl-L-leucyl-L-tyrosine 2,6-dichloro-3-**  
**(morpholino-sulfonyl)phenylcarboxymethyl ketone**

**Example 9**

10 **Benzyloxycarbonyl-L-leucyl-L-alanine 2,6-dichloro-3-**  
**(morpholino-sulfonyl)phenylcarboxymethyl ketone**

**Example 10**

15 **Benzyloxycarbonyl-L-leucyl-L-phenylalanine 2,6-dichlorophenyl-**  
**carboxymethyl ketone**

**Example 11**

20 **Benzyloxycarbonyl-L-valyl-L-phenylalanine 2,6-dichlorophenyl-**  
**carboxymethyl ketone**

**Example 12**

25 **Benzyloxycarbonyl-L-leucyl-L-phenylalanine 2,6-difluorophenyl-**  
**carboxymethyl ketone**

30

**Example 13**

35 **Tert-Butyloxycarbonyl-L-leucyl-L-phenylalanine 2,6-**  
**difluorophenyl-carboxymethyl ketone**

**Example 14**

5 **Benzyloxycarbonyl-L-leucyl-L-tyrosine 2,6-**  
**difluorophenylcarboxymethyl ketone**

**Example 15**

10 **Benzyloxycarbonyl-L-leucyl-L-glycine 2,6-**  
**dichlorophenylcarboxymethyl ketone**

**Example 16**

15 **Benzyloxycarbonyl-L-leucyl-L-glycine 3,6-dichloro-2-**  
**acetamido-phenylcarboxymethyl ketone**

**Example 17**

20 **p-Toluenesulfonyl-L-leucyl-L-phenylalanine 2,6-**  
**difluorophenylcarboxymethyl ketone**

**Example 18**

25 **Benzyloxycarbonyl-L-leucyl-L-phenylalanine 2,6-**  
**dimethylphenylcarboxymethyl ketone**

**Example 19**

30 **Benzyloxycarbonyl-L-leucyl-L-glycine 2-acetamido-6-**  
**chlorophenyl-carboxymethyl ketone**

35

**Example 20**

5 **Benzyloxycarbonyl-L-leucyl-L-alanine 2-acetamido-6-chlorophenyl-carboxymethyl ketone**

**Example 21**

10 **Benzyloxycarbonyl-L-N-methyleucyl-L-phenylalanine 2,6-difluorophenylcarboxymethyl ketone**

**Example 22**

15 **Benzyloxycarbonyl-L-N-methyleucyl-L-phenylalanine 2,6-dichloro-3-[2-(morpholino)ethoxy]phenylcarboxymethyl ketone**

**Example 23**

20 **Benzyloxycarbonyl-L-valyl-L-phenylalanine 2-acetamido-6-chlorophenylcarboxymethyl ketone**

**Example 24**

25 **Benzyloxycarbonyl-L-N-methyleucyl-L-phenylalanine 2,6-dichloro-3-(morpholinosulfonyl)phenylcarboxymethyl ketone**

30

**Example 25**

35 **Benzyloxycarbonyl-L-leucyl-L-phenylalanine 2,6-dichloro-3-(carbobenzoxyethylsulfamoyl)phenylcarboxymethyl ketone**

**Example 26**

5 **Benzyloxycarbonyl-L-leucyl-L-alanine 2,6-dichloro-3-**  
**(carbobenzoxymethylsulfamoyl)phenylcarboxymethyl ketone**

**Example 27**

10 **Benzyloxycarbonyl-L-leucyl-L-alanine 2,6-dichloro-3-[2-**  
**(morpholino)ethoxy]phenylcarboxymethyl ketone**

**Example 28**

15 **Benzyloxycarbonyl-L-leucyl-L-alanine 2,6-**  
**dimethoxyphenylcarboxymethyl ketone**

**Example 29**

20 **Benzyloxycarbonyl-L-leucyl-L-alanine 2,6-**  
**chlorophenylcarboxymethyl ketone**

**Example 30**

25 **Benzyloxycarbonyl-L-leucyl-L-phenylalanine 2-acetamido-6-**  
**chlorophenylcarboxymethyl ketone**

**Example 31**

30 **Benzyloxycarbonyl-L-leucyl-L-glycine 2-acetamido-3,6-**  
**dichlorophenyl-carboxymethyl ketone**

35

**Example 32**

5 **Benzyloxycarbonyl-L-leucyl-L-phenylalanine 2-  
pyridylcarboxymethyl ketone**

**Example 33**

10 **Benzyloxycarbonyl-L-leucyl-L-glycine 2,6-  
fluorophenylcarboxymethyl ketone**

**Example 34**

15 **Benzyloxycarbonyl-L-leucyl-L-alanine 2,6-  
difluorophenylcarboxymethyl ketone**

**Example 35**

20 **Benzyloxycarbonyl-L-valyl-L-alanine 2,6-  
bistrifluoromethylphenyl-carboxymethyl ketone**

**Example 36**

25 **p-Nitrobenzyloxycarbonyl-L-leucyl-L-phenylalanine 2,6-  
difluorophenyl-carboxymethyl ketone**

**Example 37**

30 **Benzyloxycarbonyl-L-leucyl-L-phenylalanine 1-  
naphthylcarboxymethyl ketone**

35

**Example 38**

5 **Benzyloxycarbonyl-L-leucyl-L-phenylalanine 2,6-dichloro-3-benzyloxyphenylcarboxymethyl ketone**

**Example 39**

10 **N-Benzyloxycarbonyl-L-leucyl-N-(2,6-dichlorophenylcarboxyacetyl)hydrazide**

To a solution of N-benzyloxycarbonyl-L-leucyl-N-(bromoacetyl) hydrazide (50 mg, 0.12 mmol) and 2,6-dichlorobenzoic acid (29 mg, 0.15 mmol) in dry DMF (5 mL) was added potassium fluoride (18 mg) in one portion. The resulting mixture was poured into water, extracted with ether, and the organic layer was washed successively with water, 5% NaHCO<sub>3</sub>, water, and brine. The organic layer was dried over MgSO<sub>4</sub> and concentrated to afford 56 mg (88%) of N-benzyloxycarbonyl-L-leucyl-N-(2,6-dichlorophenylcarboxyacetyl) hydrazide, m.p. 103-5°C.

Employing the synthetic procedure described in Example 39, the following compounds were made.

**Example 40**

25 **N-Benzyloxycarbonyl-L-leucyl-N-methyl, N-(2-acetamido-6-chlorophenylcarboxy-acetyl)hydrazide**

**Example 41**

30 **N-Benzyloxycarbonyl-L-leucyl-N-(2-acetamido-6-chlorophenylcarboxy-acetyl)hydrazide**

**Example 42**

5 **Benzyloxycarbonyl-L-leucyl-L-tyrosine 2,6-dichloro-3-[2-(morpholino)ethoxy]phenylcarboxymethyl ketone**

**Example 43**

10 **Methoxycarbonyl-D-alanyl-L-leucyl-L-phenylalanine 2,6-dichloro-3-[2-(morpholino)ethoxy]phenylcarboxymethyl ketone**

**Example 44**

15 **Benzyloxycarbonyl-D-alanyl-L-leucyl-L-tyrosine 2,6-dichloro-3-[2-(morpholino)ethoxy]phenylcarboxymethyl ketone**

**Example 45**

20 **Benzyloxycarbonyl-L-valyl-L-phenylalanine 2,6-dichloro-3-[2-(morpholino)ethoxy]phenylcarboxymethyl ketone**

**Example 46**

25 **Benzyloxycarbonyl-L-valyl-glycine 2,6-dichloro-3-(carbobenzoxy-methylsulfamoyl)phenylcarboxymethyl ketone**

**Example 47**

30 **Benzyloxycarbonyl-L-leucyl-L-alanine 2,6-dichloro-3-[2-(morpholino)-ethoxy]phenylcarboxymethyl ketone**

35

**Example 48**

**Benzyloxycarbonyl-L-leucyl-glycine 2,6-dichloro-3-[2-(morpholino)-ethoxy]phenylcarboxymethyl ketone**

5

**Example 49**

**Methoxycarbonyl-D-alanyl-L-leucyl-L-phenylalanine 2,6-difluorophenylcarboxymethyl ketone**

10

**Example 50**

**Benzyloxycarbonyl-L-alanyl-L-glycine 2,6-dichloro-3-(carbobenzoxy-methylsulfamoyl)phenylcarboxymethyl ketone**

15

**Example 51**

**Benzyloxycarbonyl-glycyl-L-phenylalanine 2,6-dichloro-3-(carbenezoxymethylsulfamoyl)phenylcarboxymethyl ketone**

20

**Example 52**

**Benzyloxycarbonyl-L-valyl-glycine 2,6-dichlorophenylcarboxymethyl ketone**

25

**Example 53**

**Benzyloxycarbonyl-glycyl-L-phenylalanine 2,6-dichlorophenylcarboxymethyl ketone**

30

35

Example 54

Benzyloxycarbonyl-L-phenylalanyl-L-alanine 2,6-dichloro-3-[2-  
(morpholino)ethoxy]phenylcarboxymethyl ketone

5

Example 55

Benzyloxycarbonyl-L-phenylalanyl-glycine 2,6-  
dichlorophenylcarboxymethyl ketone

10

Example 56

Benzyloxycarbonyl-D-alanyl-L-leucyl-glycine 2,6-dichloro-3-[2-  
(morpholino)ethoxy]phenylcarboxymethyl ketone

15

Example 57

Benzyloxycarbonyl-L-leucyl-glycine 2,6-  
dichlorophenylcarboxymethyl ketone

20

Example 58

Benzyloxycarbonyl-L-phenylalanyl-glycine 2,6-  
dichlorophenylcarboxymethyl ketone

25

Example 59

Benzyloxycarbonyl-L-alanyl-glycine 2,6-  
dichlorophenylcarboxymethyl ketone

30

35

**Example 60****Benzyloxycarbonyl-L-phenylalanyl-L-alanine 2,6-bistrifluoromethylphenylcarboxymethyl ketone**

5

**Example 61****N-Benzyloxycarbonyl-L-leucyl-L-phenylalanine 2,6-dichlorophenoxyethyl ketone**

10

To a solution of benzyloxycarbonyl-L-leucyl-L-phenylalanine bromomethyl ketone (100 mg, 0.204 mmol), 2,6-dichlorophenol 34 mg, 0.204 mmol) and K<sub>2</sub>CO<sub>3</sub> (29 mg, 0.204 mmol) in 8 mL of DMF was added  
15 tetra-n-butyl-ammonium iodide (8 mg) and the resulting mixture was stirred overnight at room temperature. The mixture was diluted with ethyl acetate, washed with water and brine, and the organic layer was dried over Na<sub>2</sub>SO<sub>4</sub>. The solvent was concentrated in vacuo to afford 80 mg of N-benzyloxycarbonyl-L-leucyl-L-phenylalanine 2,6-dichlorophenoxyethyl  
20 ketone, as a white solid, m.p. 102-4°C.

Employing the synthetic procedure described in Example 61 and Scheme 1 the following additional calpain inhibitors were synthesized.

25

**Example 62****N-Benzyloxycarbonyl-L-leucyl-L-phenylalanine 2-[1-(3-pyridyl)tetrazolyl]thiomethyl ketone**

30

**Example 63****N-Benzyloxycarbonyl-L-leucyl-L-phenylalanine 2-[(4-morpholinoethyl)-tetrazolyl]thiomethyl ketone**

35

Example 64

5 N-Benzylloxycarbonyl-L-leucyl-L-phenylalanine 2-[(5-methylthio)tetrazolyl]thiomethyl ketone

Example 65

10 N-Benzylloxycarbonyl-L-leucyl-L-phenylalanine 2-[(5-methylthio)tetrazolyl]thiomethyl ketone

Example 66

15 N-Benzylloxycarbonyl-L-leucyl-L-phenylalanine 2,6-difluorophenylthiomethyl ketone

Example 67

20 N-Benzylloxycarbonyl-L-valyl-L-phenylalanine 2,6-difluorophenoxymethyl ketone

Example 68

25 N-Benzylloxycarbonyl-L-leucyl-L-phenylalanine 2-pyrimidylthiomethyl ketone

Example 69

30 N-Benzylloxycarbonyl-L-leucyl-L-phenylalanine 2-(1-phenyl)-tetrazolylthiomethyl ketone

To a solution of benzyloxycarbonyl-L-leucyl-L-phenylalanine bromomethyl ketone (150 mg, 0.306 mmol) and 2-mercapto-phenyl-tetrazole (57.2 mg, 0.32 mmol) in 2 mL of DMF was added  $K_2CO_3$  (42.3 mg, 0.306 mmol) at room temperature and the resulting reaction mixture was stirred overnight. The mixture was poured into 50 mL of water and then extracted with ethyl acetate. The organic layer was washed with 0.3N  $KHSO_4$ , 5%  $NaHCO_3$ , water, and brine and dried over  $Na_2SO_4$ . The solvent was concentrated *in vacuo* to afford 168 mg (94%) of N-benzyloxycarbonyl-L-leucyl-L-phenylalanine 2-(1-phenyl)-tetrazolylthio-methyl ketone, as a white solid, m.p. 183-4°C.

#### Example 70

#### Benzyloxycarbonyl-L-leucyl-L-tyrosinal

Benzyloxycarbonyl-L-leucyl-L-tyrosyl-N-(methoxy),N-methyl amide (0.182 mmol) was dissolved in 4 mL of ether/THF (1:1) under nitrogen and the solution was cooled to 0°C. LAH ether solution (0.182 mmol) was added by syringe to the reaction mixture with stirring. The reaction mixture was quenched with 0.3N  $KHSO_4$  (0.6 mL) and the mixture was transferred into a separatory funnel containing 50 mL of water and 50 mL of ether/ethyl acetate (1:1). The aqueous layer was extracted with ether/ethyl acetate and the combined organic layer was washed with 0.3N  $KHSO_4$ , water, and brine. The organic solution was dried over  $Na_2SO_4$  and concentrated *in vacuo* to afford 53 mg (70.6%) of benzyloxycarbonyl-L-leucyl-L-tyrosinal, m.p. 57-60°C.

Employing the synthetic procedure described in Scheme 1, Scheme 2 and Scheme 3 the following additional calpain inhibitors were prepared.

#### Example 71

#### Benzyloxycarbonyl-L-valyl-L-tyrosinal

**Example 72**

5 **Benzyloxycarbonyl-L-leucyl-L-O-methyl-tyrosinal**

**Example 73**

10 **Benzyloxycarbonyl-L-leucyl-L-phenylalaninal**

**Example 74**

15 **Benzyloxycarbonyl-L-isoleucyl-L-tyrosinal**

**Example 75**

20 **Benzyloxycarbonyl-L-valyl-DL-2-(2-naphthylmethyl)glycinal**

**Example 76**

25 **Benzyloxycarbonyl-L-isoleucyl-L-phenylalaninal**

**Example 77**

30 **Benzyloxycarbonyl-L-valyl-DL-2-(phenethyl)glycinal**

**Example 78**

35 **Benzyloxycarbonyl-L-2-neopentyl-glycyl-L-phenylalaninal**

Example 79

5 Benzyloxycarbonyl-L-valyl-DL-2-(1-naphthylmethyl)glycinal

Example 80

10 Benzyloxycarbonyl-L-2-phenylglycyl-L-phenylalaninal

Example 81

15 Benzyloxycarbonyl-L-alanyl-L-phenylalaninal

Example 82

20 Benzyloxycarbonyl-L-2-phenethylglycyl-L-phenylalaninal

Example 83

25 Benzyloxycarbonyl-L-phenylalanyl-L-phenylalaninal

Example 84

30 Benzyloxycarbonyl-L-2-tert-butylglycyl-L-phenylalaninal

**Example 85****Benzyloxycarbonyl-L-2-(1-naphthymethyl)glycyl-DL-phenylalaninal**

5

**Example 86****Benzyloxycarbonyl-L-leucyl-N-chloroacetyl-hydrazide**

10

**Example 87****Benzyloxycarbonyl-L-leucyl-N-bromoacetyl-hydrazide**

15

**Example 88****Benzyloxycarbonyl-L-leucine chloromethyl ketone**

20

**Example 89****Benzyloxycarbonyl-L-leucyl-L-leucyl-L-phenylalanine chloromethyl ketone**

25

**Example 90****Benzyloxycarbonyl-L-leucyl-L-alanine chloromethyl ketone**

30

**Example 91****Benzyloxycarbonyl-L-leucyl-L-phenylalanine chloromethyl ketone**

35

**Example 92**

5 **Benzyloxycarbonyl-glycyl-L-leucyl-L-tyrosine chloromethyl ketone**

**Example 93**

10 **Benzyloxycarbonyl-L-leucyl-L-phenylalanine chloromethyl ketone**

**Example 94**

15 **Benzyloxycarbonyl-L-leucyl-glycine chloromethyl ketone**

**Example 95**

20 **Benzyloxycarbonyl-L-leucyl-L-alanine bromomethyl ketone**

**Example 96**

25 **Benzyloxycarbonyl-L-valyl-L-phenylalanine bromomethyl ketone**

**Example 97**

30 **Benzyloxycarbonyl-L-leucyl-L-leucine bromomethyl ketone**

**Example 98**

35 **Benzyloxycarbonyl-L-asparagyl-L-phenylalanine chloromethyl ketone**

Example 99

Benzyloxycarbonyl-L-leucyl-L-phenylalanine bromomethyl ketone

5

Example 100

Benzyloxycarbonyl-L-phenylalanyl-L-alanine chloromethyl ketone

10

Example 101

Benzyloxycarbonyl-glycyl-L-phenylalanine bromomethyl ketone

15

Example 102

Benzyloxycarbonyl-L-valyl-glycine bromomethyl ketone

20

Example 103

Benzyloxycarbonyl-L-leucine chloromethyl ketone

25

Example 104

Benzyloxycarbonyl-L-phenylalanyl-L-alanine bromomethyl ketone

30

Example 105

Benzyloxycarbonyl-L-alanyl-glycine bromomethyl ketone

35

**Example 106**

**Benzyloxycarbonyl-L-2-(2-naphthylmethyl) glycine chloromethyl ketone**

5

**Example 107**

**Benzyloxycarbonyl-L-phenylalanyl-glycine chloromethyl ketone**

10

**Example 108**

**Benzyloxycarbonyl-L-phenylalanyl-L-phenylalanine chloromethyl ketone**

15

**Example 109**

**Benzyloxycarbonyl-L-leucyl-N-(bromoacyl) hydrazide**

20

**Example 110**

**Benzyloxycarbonyl-L-leucyl-L-tyrosine bromomethyl ketone**

25

Compounds of the present invention were tested for calpain I inhibition activity using the following assay method.

30

**Calpain I Inhibition Assay****Isolation of Human erythrocyte Calpain I**

35

Human red blood cells were obtained from the Northeastern New York Chapter of the American Red Cross. The isolation of calpain from human

erythrocytes was similar to that described by Wang et al. (1988). One unit of in-dated packed red cells was diluted with an equal volume of diluting/wash solution and centrifuged. The supernatant was removed and the procedure was repeated. The washed cells were pooled, lysed with 700 mL of lysing solution and centrifuged to remove cell debris. The membrane-free hemolysate was added to 500 mL DEAE-sephacel and the slurry was stirred gently at 4°C for 1 hour.

Batch elution was done using DEAE-sephacel wash solution to remove a large amount of unwanted protein, most of which was hemoglobin. The slurry was poured into a column connected in tandem to a phenyl-sepharose CL-4B column. Material eluted from the DEAE-sephacel was applied directly to the phenyl-sepharose CL-4B. The phenyl-sepharose CL-4B column was washed first with 75 mM NaCl and then with no salt. Calpain begins to disassociate from the DEAE-sephacel with the 75 mM NaCl but the majority should adhere to the column until the salt is removed. Fractions were collected (20 mL), assayed for caseinolytic activity with and without calpastatin and pooled accordingly. The pooled fractions were concentrated using an Amicon stirred cell equipped with a YK-10 membrane. Calpain was stored at 4°C with 10 mM EDTA and 5 mM 2-mercaptoethanol and is stable for at least 6 months.

### Assay Procedure

5 The tritiated assay is a modification of that described by Gopalakrishna, R. and Barsky, S.H., Anal. Biochem., 148, 413,1985. All reagents, compound 25 ul, HEPES buffer 25 ul, CaCl<sub>2</sub> 50 ul, enzyme 50 ul, and <sup>3</sup>H-acetyl Casein, were combined in 1 mL polystyrene titer plates. The plates were preincubated at 25°C for 5 min with gentle shaking prior to the addition of substrate. The incubation was continued for an additional 2 hours and was terminated with the addition of 0.5 mL ice cold 5% TCA.

10 Unlabeled casein was added, samples were centrifuged and 0.5 mL of the supernatant was counted in 5 mL of Ready Protein liquid scintillation cocktail for 2 min. This assay measures <sup>3</sup>H-acetyl Casein degradation as an endpoint for calpain activity.

15 Representative assay results are shown in the following tables.

**Table 1****Acyloxyketone Calpain I Inhibitors**

5 <b>Z-A<sub>3</sub>-A<sub>2</sub>-A<sub>1</sub>-CH<sub>2</sub>-O-CO-Q</b>							
<b>Ex.</b>	<b>Z</b>	<b>A<sub>3</sub></b>	<b>A<sub>2</sub></b>	<b>A<sub>1</sub></b>	<b>Q</b>	<b>IC<sub>50</sub>/uM</b>	
1	CBZ	D-Ala	L-Leu	L-Phe	2,6-difluorophenyl	.046	
2	CBZ	-	L-Leu	L-Phe	2,6-dichloro-3-[2-	0.14	
10					(morpholino) ethoxy]phenyl		
3	CBZ	-	L-Leu	L-Tyr	2,6-dichlorophenyl	0.22	
4	CBZ	L-Pro	L-Leu	L-Phe	2,6-fluorophenyl	0.08	
5	CBZ	-	L-Leu	Gly	2,6-dichloro-3-	0.11	
					(morpholinosulfonyl)phenyl		
15	6	CBZ	-	L-Leu	L-Phe	2,6-dichloro-3-	0.17
					(morpholinosulfonyl)phenyl		
	7	CBZ	Gly	L-Leu	L-Phe	2,6-difluorophenyl	0.04
	8	CBZ	-	L-Leu	L-Tyr	2,6-dichloro-3	0.17
					(morpholinosulfonyl)phenyl		
20	9	CBZ	-	L-Leu	L-Ala	2,6-dichloro-3-	0.43
					(morpholinosulfonyl)phenyl		
	10	CBZ	-	L-Leu	L-Phe	2,6-dichlorophenyl	0.33
	11	CBZ	-	L-Val	L-Phe	2,6-dichlorophenyl	0.55
	12	CBZ	-	L-Leu	L-Phe	2,6-difluorophenyl	0.16
25	13	CtBu	-	L-Leu	L-Phe	2,6-difluorophenyl	0.42
	14	CBZ	-	L-Leu	L-Tyr	2,6-difluorophenyl	0.40
	15	CBZ	-	L-Leu	Gly	2,6-dichlorophenyl	0.29
	16	CBZ	-	L-Leu	Gly	3,6-dichloro-2-	>10
					acetamidophenyl		
30	17	Tos	-	L-Leu	L-Phe	2,6-difluorophenyl	0.16
	18	CME	-	L-Leu	L-Phe	2,6-dimethylphenyl	0.63
	19	CBZ	-	L-Leu	Gly	2-acetamido-6-	0.78
					chlorophenyl		
	20	CBZ	-	L-Leu	L-Ala	2-acetamido-6-	0.36
35					chlorophenyl		

**Table 2****Aryloxyketone Calpain I Inhibitors**

	Ex.	Z	A <sub>3</sub>	A <sub>2</sub>	Q	IC <sub>50</sub> /μM
5	61	CBZ	L-Leu	L-Phe	2,6-dichlorophenoxy	2.3
	62	CBZ	L-Leu	L-Phe	2-[1-(3-pyridyl)tetrazoyl] thio	0.53
	63	CBZ	L-Leu	L-Phe	2-[(4-morpholinoethyl) tetrazoyl]thio	3.8
10	64	CBZ	L-Leu	L-Phe	2-[(5-methylthio)thiadiazoyl] thio	2.0
	65	CBZ	L-Leu	L-Phe	2,6-difluorophenoxy	>10
	66	CBZ	L-Leu	L-Phe	2,6-dichlorophenylthio	>10
15	67	CBZ	L-Val	L-Phe	2,6-difluorophenoxy	>10
	68	CBZ	L-Leu	L-Phe	2-pyrimidylthio	>10
	69	CBZ	L-Leu	L-Phe	2-(1-phenyltetrazoyl)thio	>10

**Table 3****Peptide Aldehyde Calpain I Inhibitors****Z-A<sub>2</sub>-A<sub>1</sub>-H**

	Ex.	Z	A <sub>2</sub>	A <sub>1</sub>	IC <sub>50</sub> /μM
25	70	CBZ	L-Leu	L-Tyrosinal	0.02
	71	CBZ	L-Val	L-Tyrosinal	0.026
	72	CBZ	L-Val	L-Tyrosinal(O-methyl)	0.03
	73	CBZ	L-Leu	L-Phenylalaninal	0.037
30	74	CBZ	L-Ile	L-Tyrosinal	0.053
	75	CBZ	L-Val	DL-2-(2-Naphthyl methyl)glycinal	0.07
	76	CBZ	L-Ile	L-Phenylalaninal	0.08
	77	CBZ	L-Val	DL-2-(Phenethyl)glycinal	0.10
35	78	CBZ	L-2-(Neopentyl) Glycyl	L-Phenylalaninal	0.10

**Table 3(contd.)****Peptide Aldehyde Calpain I Inhibitors**

5

**Z-A<sub>2</sub>-A<sub>1</sub>-H**

Ex.	Z	A <sub>2</sub>	A <sub>1</sub>	IC <sub>50</sub> /μM
79	CBZ	L-Val	DL-2-(1-Naphthyl- methyl)glycinal	0.11
10 80	CBZ	2-Phenylglycyl	L-Phenylalaninal	0.11
81	CBZ	L-Ala	L-Phenylalaninal	0.17
82	CBZ	L-2-(Phenethyl) Glycyl	L-Phenylalaninal	0.27
83	CBZ	L-Phe	L-Phenylalaninal	0.41

15

**Table 4****Haloketone Calpain I Inhibitors**

20

**CBZ-A<sub>2</sub>-A<sub>1</sub>-CH<sub>2</sub>X**

Ex.	A <sub>3</sub>	A <sub>2</sub>	A <sub>1</sub>	X	IC <sub>50</sub> /μM
86	-	-	L-Leu-NHNHCO	Cl	2.2
87	-	-	L-Leu-NHNHCO	Br	6.8
25 88	-	-	L-Leu	Cl	>10
89	L-Leu	L-Leu	L-Phe	Cl	>10
90	-	L-Leu	L-Ala	Cl	>10
91	-	L-Leu	L-Phe	Cl	43.3
92	Gly	L-Leu	L-Phe	Cl	6.6
30 93	-	L-Leu	L-Tyr	Cl	40
94	-	L-Leu	L-Phe	Cl	>10
95	-	L-Leu	L-Ala	Br	>10
96	-	L-Val	L-Phe	Br	>10
97	-	L-Leu	L-Leu	Br	>10
35 98	-	L-Asp(NH <sub>2</sub> )	L-Phe	Cl	>10
99	-	L-Leu	L-Phe	Br	9.1

The present invention includes a calpain inhibitor of this invention formulated into compositions together with one or more non-toxic physiologically acceptable carriers, adjuvants or vehicles which are collectively referred to herein as carriers, for parenteral injection or oral administration, in solid or liquid form, for rectal or topical administration, or the like.

The compositions can be administered to humans and animals either orally, rectally, parenterally (intravenous, intramuscularly or subcutaneously), intracisternally, intravaginally, intraperitoneally, locally (powders, ointments or drops), or as a buccal or nasal spray.

Compositions suitable for parenteral injection may comprise physiologically acceptable sterile aqueous or nonaqueous solutions, dispersions, suspensions or emulsions and sterile powders for reconstitution into sterile injectable solutions or dispersions. Examples of suitable aqueous and nonaqueous carriers, diluents, solvents or vehicles include water, ethanol, polyols (propyleneglycol, polyethyleneglycol, glycerol, and the like), suitable mixtures thereof, vegetable oils (such as olive oil) and injectable organic esters such as ethyl oleate. Proper fluidity can be maintained, for example, by the use of a coating such as lecithin, by the maintenance of the required particle size in the case of dispersions and by the use of surfactants.

These compositions may also contain adjuvants such as preserving, wetting, emulsifying, and dispensing agents. Prevention of the action of microorganisms can be ensured by various antibacterial and antifungal agents, for example, parabens, chlorobutanol, phenol, sorbic acid, and the like. It may also be desirable to include isotonic agents, for example sugars, sodium chloride and the like. Prolonged absorption of the injectable pharmaceutical form can be brought about by the use of agents delaying absorption, for example, aluminum monostearate and gelatin.

Solid dosage forms for oral administration include capsules, tablets, pills, powders and granules. In such solid dosage forms, the active compound is admixed with at least one inert customary excipient (or carrier) such as sodium citrate or dicalcium phosphate or (a) fillers or extenders, as for example, starches, lactose, sucrose, glucose, mannitol and silicic acid, (b) binders, as for example, carboxymethylcellulose, alginates, gelatin, polyvinylpyrrolidone, sucrose and acacia, (c) humectants, as for example, glycerol, (d) disintegrating agents, as for example, agar-agar, calcium carbonate, potato or tapioca starch, alginic acid, certain complex silicates and sodium carbonate, (e) solution retarders, as for example paraffin, (f) absorption accelerators, as for example, quaternary ammonium compounds, (g) wetting agents, as for example, cetyl alcohol and glycerol monostearate, (h) adsorbents, as for example, kaolin and bentonite, and (i) lubricants, as for example, talc, calcium stearate, magnesium stearate, solid polyethylene glycols, sodium lauryl sulfate or mixtures thereof. In the case of capsules, tablets and pills, the dosage forms may also comprise buffering agents.

Solid compositions of a similar type may also be employed as fillers in soft and hard-filled gelatin capsules using such excipients as lactose or milk sugar as well as high molecular weight polyethyleneglycols, and the like.

Solid dosage forms such as tablets, dragees, capsules, pills and granules can be prepared with coatings and shells, such as enteric coatings and others well known in the art. They may contain opacifying agents, and can also be of such composition that they release the active compound or compounds in a certain part of the intestinal tract in a delayed manner. Examples of embedding compositions which can be used are polymeric substances and waxes.

The active compounds can also be in micro-encapsulated form, if appropriate, with one or more of the above-mentioned excipients.

Liquid dosage forms for oral administration include pharmaceutically acceptable emulsions, solutions, suspensions, syrups and elixirs. In addition to the active compounds, the liquid dosage forms may contain inert diluents commonly used in the art, such as water or other solvents, solubilizing agents and emulsifiers, as for example, ethyl alcohol, isopropyl alcohol, ethyl carbonate, ethyl acetate, benzyl alcohol, benzyl benzoate, propyleneglycol, 1,3-butyleneglycol, dimethylformamide, oils, in particular, cottonseed oil, ground-nut oil, corn germ oil, olive oil, castor oil and sesame oil, glycerol, tetrahydrofurfuryl alcohol, polyethyleneglycols and fatty acid esters of sorbitan or mixtures of these substances, and the like.

Besides such inert diluents, the composition can also include adjuvants, such as wetting agents, emulsifying and suspending agents, sweetening, flavoring and perfuming agents.

Suspensions, in addition to the active compounds, may contain suspending agents, as for example, ethoxylated isostearyl alcohols, polyoxyethylene sorbitol and sorbitan esters, microcrystalline cellulose, aluminum metahydroxide, bentonite, agar-agar and tragacanth, or mixtures of these substances, and the like.

Compositions for rectal administrations are preferably suppositories which can be prepared by mixing the compounds of the present invention with suitable non-irritating excipients or carriers such as cocoa butter, polyethyleneglycol or a suppository wax, which are solid at ordinary temperatures but liquid at body temperature and therefore, melt in the rectum or vaginal cavity and release the active component.

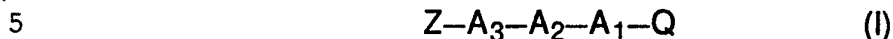
Dosage forms for topical administration of a compound of this invention include ointments, powders, sprays and inhalants. The active component is admixed under sterile conditions with a physiologically acceptable carrier and any preservatives, buffers or propellants as may be required. Ophthalmic formulations, eye ointments, powders and solutions are also contemplated as being within the scope of this invention.

Actual dosage levels of the active ingredient in the compositions of the present invention may be varied so as to obtain an amount of active ingredient that is effective to obtain a desired therapeutic response for a particular composition and method of administration. The selected dosage level therefore depends upon the desired therapeutic effect, on the route of administration, on the desired duration of treatment and other factors.

The total daily dose of the compounds of this invention administered to a host in single or divided doses may be in amounts, for example, of from about 0.5 mg to about 10 mg per kilogram of body weight. Dosage unit compositions may contain such amounts of such submultiples thereof as may be used to make up the daily dose. It will be understood, however, that the specific dose level for any particular patient will depend upon a variety of factors including the body weight, general health, sex, diet, time and route of administration, rates of absorption and excretion, combination with other drugs and the severity of the particular disease being treated.

**WHAT IS CLAIMED IS:**

1. A compound of the formula (I)



wherein

Z is H or a protecting group;

10  $A_3$  and  $A_2$  are independently an optionally protected valine, leucine, alanine, isoleucine, phenylalanine, tyrosine, glycine, 2-arylglycine having either  $\underline{D}$  or  $\underline{L}$  stereochemistry or a chemical bond;

$A_1$  is an optionally protected valine, leucine, isoleucine, alanine, phenylalanine, tyrosine, 2-phenyl-glycine, 2-phenethyl-glycine, 2-aryl-glycine;

15 Q is H,  $CH_2OCOL$ ,  $CH_2OL$ ,  $CH_2SL$ ,  $CH_2X$ ,  $NHNHCOCH_2OCOL$ ,  $NHNHCOCH_2OL$ ,  $NHNHCOCH_2SL$ , wherein

L is an optionally substituted aryl or optionally substituted heteroaryl; and

X is Cl, Br or F, or a pharmaceutically acceptable salt thereof.

20 2. The compound of claim 1 wherein L is substituted aryl selected from the group consisting of phenyl or naphthyl optionally substituted by 1 to 3 substituents selected from the group consisting of lower alkyl, lower alkoxy, halo, acetyl, acetamido, hydroxy, phenyl, morpholino-  
25 lower alkyloxy, morphorino lower alkyl, benzyl, benzyloxy, nitro, amino, loweralkylamino, morpholinosulfonyl, morpholinosulfamoyl, benzyloxycarbonyl-methylsulfamoyl, acetylamino or trifluoromethyl.

30 3. The compound of claim 1 wherein L is substituted heteroaryl selected from the group consisting of thiazole, furan, thiadiazole, thiophen, tetrazole, pyridyl, pyrimidyl, triazole optionally substituted by 1 to 3 substituents selected from the group consisting of lower alkyl, lower alkoxy, halo, acetyl, acetamido, hydroxy, morpholino-lower alkyloxy, morphorino lower alkyl, benzyl, benzyloxy, nitro, amino,

loweralkylamino, morpholinosulfonyl, morpholinosulfamoyl, benzyloxycarbonyl-methylsulfamoyl, acetylamino, phenyl or trifluoromethyl.

- 5 4. The compound of claim 1 selected from the group consisting of: N-Benzyloxycarbonyl-D-alanyl-L-leucyl-L-phenylalanine 2,6-difluorophenylcarboxymethyl ketone, Benzyloxycarbonyl-L-leucyl-L-phenylalanine 2,6-dichloro-3-[(2-morpholino) ethoxy]phenylcarboxymethyl ketone, Benzyloxycarbonyl-L-leucyl-L-tyrosine 2,6-dichlorophenylcarboxymethyl ketone, Benzyloxycarbonyl-L-prolyl-L-leucyl-L-phenylalanine 2,6-dichlorophenyl-carboxymethyl ketone, Benzyloxycarbonyl-L-leucyl-glycine 2,6-dichloro-3-(morpholinosulfonyl) phenylcarboxymethyl ketone, Benzyloxycarbonyl-L-leucyl-L-phenylalanine 2,6-dichloro-3-(morpholinosulfonyl)phenyl carboxymethyl ketone, Benzyloxycarbonyl-glycyl-L-leucyl-L-phenylalanine 2,6-difluorophenylcarboxymethyl ketone, Benzyloxycarbonyl-L-leucyl-L-tyrosine 2,6-dichloro-3-(morpholinosulfonyl)phenylcarboxymethyl ketone, Benzyloxycarbonyl-L-leucyl-L-alanine 2,6-dichloro-3-(morpholinosulfonyl)phenylcarboxymethyl ketone and Benzyloxycarbonyl-L-leucyl-L-phenylalanine 2,6-dichlorophenylcarboxymethyl ketone.
- 10
- 15
- 20
- 25 5. The compound of claim 1 selected from the group consisting of: Benzyloxycarbonyl-L-valyl-L-phenylalanine 2,6-dichlorophenylcarboxymethyl ketone, Benzyloxycarbonyl-L-leucyl-L-phenylalanine 2,6-difluorophenylcarboxymethyl ketone, Tert-Butyloxycarbonyl-L-leucyl-L-phenylalanine 2,6-difluorophenyl-carboxymethyl ketone, Benzyloxycarbonyl-L-leucyl-L-tyrosine 2,6-difluorophenylcarboxymethyl ketone, Benzyloxycarbonyl-L-leucyl-L-glycine 2,6-dichlorophenylcarboxymethyl ketone, Benzyloxycarbonyl-L-leucyl-L-glycine 3,6-dichloro-2-acetamido-phenylcarboxymethyl ketone, p-Toluenesulfonyl-L-leucyl-L-phenylalanine 2,6-difluorophenylcarboxymethyl ketone, Benzyloxycarbonyl-L-leucyl-L-
- 30

phenylalanine 2,6-dimethylphenyl carboxymethyl ketone,  
Benzyloxycarbonyl-L-leucyl-L-glycine 2-acetamido-6-  
chlorophenylcarboxymethyl ketone and Benzyloxycarbonyl-L-leucyl-L-  
glycine 2-acetamido-6-chlorophenyl-carboxymethyl ketone.

- 5
6. The compound of claim 1 selected from the group consisting of:  
Benzyloxycarbonyl-L-N-methylleucyl-L-phenylalanine 2,6-  
difluorophenylcarboxymethyl ketone, Benzyloxycarbonyl-L-N-  
methylleucyl-L-phenylalanine 2,6-dichloro-3-[2-(morpholino)  
10 ethoxy]phenylcarboxymethyl ketone, Benzyloxycarbonyl-L-valyl-L-  
phenylalanine 2-acetamido-6-chlorophenylcarboxymethyl ketone,  
Benzyloxycarbonyl-L-N-methylleucyl-L-phenylalanine 2,6-dichloro-3-  
(morpholinosulfonyl)phenylcarboxymethyl ketone, Benzyloxycarbonyl-L-  
15 leucyl-L-phenylalanine 2,6-dichloro-3-  
(carbobenzoxyethylsulfamoyl)phenylcarboxymethyl ketone,  
Benzyloxycarbonyl-L-leucyl-L-alanine 2,6-dichloro-3-  
(carbobenzoxyethylsulfamoyl)phenylcarboxymethyl ketone,  
Benzyloxycarbonyl-L-leucyl-L-alanine 2,6-dichloro-3-[2-  
20 (morpholino)ethoxy]phenylcarboxymethyl ketone, Benzyloxycarbonyl-L-  
leucyl-L-alanine 2,6-dimethoxyphenyl carboxymethyl ketone,  
Benzyloxycarbonyl-L-leucyl-L-alanine 2,6-dichlorophenylcarboxymethyl  
ketone and Benzyloxycarbonyl-L-leucyl-L-phenylalanine 2-acetamido-  
6-chlorophenylcarboxymethyl ketone.
- 25
7. The compound of claim 1 selected from the group consisting of:  
Benzyloxycarbonyl-L-leucyl-L-glycine 2-acetamido-3,6-  
dichlorophenylcarboxymethyl ketone, Benzyloxycarbonyl-L-leucyl-L-  
phenylalanine 2-pyridylcarboxymethyl ketone, Benzyloxycarbonyl-L-  
leucyl-L-glycine 2,6-fluorophenylcarboxymethyl ketone,  
30 Benzyloxycarbonyl-L-leucyl-L-alanine 2,6-difluorophenylcarboxymethyl  
ketone, Benzyloxycarbonyl-L-valyl-L-alanine 2,6-  
bistrifluoromethylphenylcarboxymethyl ketone, p-  
Nitrobenzyloxycarbonyl-L-leucyl-L-phenylalanine 2,6-  
difluorophenylcarboxymethyl ketone, Benzyloxycarbonyl-L-leucyl-L-

phenylalanine 1-naphthylcarboxymethyl ketone, Benzyloxycarbonyl-L-leucyl-L-phenylalanine 2,6-dichloro-3-benzyloxyphenylcarboxymethyl ketone, N-Benzyloxycarbonyl-L-leucyl-N-(2,6-dichlorophenylcarboxyacetyl)hydrazide and N-Benzyloxycarbonyl-L-leucyl-N-methyl, N-(2-acetamido-6-chlorophenylcarboxyacetyl)hydrazide.

- 5
8. The compound of claim 1 selected from the group consisting of: N-Benzyloxycarbonyl-L-leucyl-N-(2-acetamido-6-chlorophenyl-carboxyacetyl)hydrazide, Benzyloxycarbonyl-L-leucyl-L-tyrosine 2,6-dichloro-3-[2-(morpholino)ethoxy]phenylcarboxymethyl ketone, Methoxycarbonyl-D-alanyl-L-leucyl-L-phenylalanine 2,6-dichloro-3-[2-(morpholino)ethoxy]phenylcarboxymethyl ketone, Benzyloxycarbonyl-D-alanyl-L-leucyl-L-tyrosine 2,6-dichloro-3-[2-(morpholino)ethoxy]phenylcarboxymethyl ketone, Benzyloxycarbonyl-L-valyl-L-phenylalanine 2,6-dichloro-3-[2-(morpholino)ethoxy]phenylcarboxymethyl ketone, Benzyloxycarbonyl-L-valyl-glycine 2,6-dichloro-3-(carbobenzoxy-methylsulfamoyl)phenylcarboxymethyl ketone, Benzyloxycarbonyl-L-leucyl-L-alanine 2,6-dichloro-3-[2-(morpholino)ethoxy]phenyl-carboxymethyl ketone, Benzyloxycarbonyl-L-leucyl-glycine 2,6-dichloro-3-[2-(morpholino)ethoxy]phenylcarboxymethyl ketone, Methoxycarbonyl-D-alanyl-L-leucyl-L-phenylalanine 2,6-difluorophenylcarboxymethyl ketone and Benzyloxycarbonyl-L-alanyl-L-glycine 2,6-dichloro-3-(carbobenzoxy-methylsulfamoyl)-phenylcarboxymethyl ketone.
- 10
- 15
- 20
- 25
9. The compound of claim 1 selected from the group consisting of: Benzyloxycarbonyl-glycyl-L-phenylalanine 2,6-dichloro-3-(carbobenzoxy-methylsulfamoyl)phenylcarboxymethyl ketone, Benzyloxycarbonyl-L-valyl-glycine 2,6-dichlorophenyl-carboxymethyl ketone, Benzyloxycarbonyl-glycyl-L-phenylalanine 2,6-dichlorophenylcarboxymethyl ketone, Benzyloxycarbonyl-L-phenylalanyl-L-alanine 2,6-dichloro-3-[2-(morpholino)ethoxy]phenylcarboxymethyl ketone, Benzyloxycarbonyl-
- 30

L-phenylalanyl-glycine 2,6-dichlorophenyl-carboxymethyl ketone, Benzyloxycarbonyl-D-alanyl-L-leucyl-glycine 2,6-dichloro-3-[2-(morpholino)ethoxy]phenyl-carboxymethyl ketone, Benzyloxycarbonyl-L-leucyl-glycine 2,6-dichlorophenylcarboxymethyl ketone, Benzyloxycarbonyl-L-phenylalanyl-glycine 2,6-dichlorophenylcarboxymethyl ketone, Benzyloxycarbonyl-L-alanyl-glycine 2,6-dichlorophenyl carboxymethyl ketone and Benzyloxycarbonyl-L-phenylalanyl-L-alanine 2,6-bistrifluoromethylphenylcarboxymethyl ketone.

10. The compound of claim 1 selected from the group consisting of: N-Benzyloxycarbonyl-L-leucyl-L-phenylalanine 2,6-dichlorophenoxymethyl ketone, N-Benzyloxycarbonyl-L-leucyl-L-phenylalanine 2-[1-(3-pyridyl)tetrazolyl]thiomethyl ketone, N-Benzyloxycarbonyl-L-leucyl-L-phenylalanine 2-[(4-morpholinoethyl)tetrazolyl]thiomethyl ketone, N-Benzyloxycarbonyl-L-leucyl-L-phenylalanine 2-[(5-methylthio)tetrazolyl]thiomethyl ketone, N-Benzyloxycarbonyl-L-leucyl-L-phenylalanine 2-[(5-methylthio)tetrazolyl]thiomethyl ketone, N-Benzyloxycarbonyl-L-leucyl-L-phenylalanine 2,6-difluorophenylthiomethyl ketone, N-Benzyloxycarbonyl-L-valyl-L-phenylalanine 2,6-difluorophenoxymethyl ketone, N-Benzyloxycarbonyl-L-leucyl-L-phenylalanine 2-pyrimidylthiomethyl ketone, N-Benzyloxycarbonyl-L-leucyl-L-phenylalanine 2-(1-phenyl)tetrazolylthiomethyl ketone and Benzyloxycarbonyl-L-leucyl-L-tyrosinal.

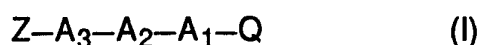
11. The compound of claim 1 selected from the group consisting of: Benzyloxycarbonyl-L-valyl-L-tyrosinal, Benzyloxycarbonyl-L-leucyl-L-O-methyl-tyrosinal, Benzyloxycarbonyl-L-leucyl-L-phenylalaninal, Benzyloxycarbonyl-L-isoleucyl-L-tyrosinal, Benzyloxycarbonyl-L-valyl-DL-2-(2-naphthylmethyl)glycinal, Benzyloxycarbonyl-L-isoleucyl-L-phenylalaninal, Benzyloxycarbonyl-L-valyl-DL-2-(phenethyl)glycinal, Benzyloxycarbonyl-L-2-neopentyl-glycyl-L-

phenylalaninal, Benzyloxycarbonyl-L-valyl-DL-2-(1-naphthylmethyl)glycinal and Benzyloxycarbonyl-L-2-phenylglycyl-L-phenylalaninal.

- 5 12. The compound of claim 1 selected from the group consisting of:  
Benzyloxycarbonyl-L-alanyl-L-phenylalaninal, Benzyloxycarbonyl-L-  
2-phenethylglycyl-L-phenylalaninal, Benzyloxycarbonyl-L-  
phenylalanyl-L-phenylalaninal, Benzyloxycarbonyl-L-2-tert-  
butylglycyl-L-phenylalaninal, Benzyloxycarbonyl-L-2-(1-  
10 naphthylmethyl)glycyl-DL-phenylalaninal, Benzyloxycarbonyl-L-  
leucyl-N-chloroacetyl-hydrazide, Benzyloxycarbonyl-L-leucyl-N-  
bromoacetyl-hydrazide, Benzyloxycarbonyl-L-leucine chloromethyl  
ketone, Benzyloxycarbonyl-L-leucyl-L-leucyl-L-phenylalanine  
chloromethyl ketone and Benzyloxycarbonyl-L-leucyl-L-alanine  
15 chloromethyl ketone.
13. The compound of claim 1 selected from the group consisting of:  
Benzyloxycarbonyl-L-leucyl-L-phenylalanine chloromethyl ketone,  
20 Benzyloxycarbonyl-glycyl-L-leucyl-L-tyrosine chloromethyl ketone,  
Benzyloxycarbonyl-L-leucyl-L-phenylalanine chloromethyl ketone,  
Benzyloxycarbonyl-L-leucyl-glycine chloromethyl ketone,  
Benzyloxycarbonyl-L-leucyl-L-alanine bromomethyl ketone,  
Benzyloxycarbonyl-L-valyl-L-phenylalanine bromomethyl ketone,  
25 Benzyloxycarbonyl-L-leucyl-L-leucine bromomethyl ketone,  
Benzyloxycarbonyl-L-asparagyl-L-phenylalanine chloromethyl ketone,  
Benzyloxycarbonyl-L-leucyl-L-phenylalanine bromomethyl ketone and  
Benzyloxycarbonyl-L-phenylalanyl-L-alanine chloromethyl ketone.
- 30 14. The compound of claim 1 selected from the group consisting of:  
Benzyloxycarbonyl-glycyl-L-phenylalanine bromomethyl ketone,  
Benzyloxycarbonyl-L-valyl-glycine bromomethyl ketone,  
Benzyloxycarbonyl-L-leucine chloromethyl ketone,  
Benzyloxycarbonyl-L-phenylalanyl-L-alanine bromomethyl ketone,  
35 Benzyloxycarbonyl-L-alanyl-glycine bromomethyl ketone,

Benzyloxycarbonyl-L-2-(2-naphthylmethyl)glycine chloromethyl ketone, Benzyloxycarbonyl-L-phenylalanyl-glycine chloromethyl ketone, Benzyloxycarbonyl-L-phenylalanyl-L-phenylalanine chloromethyl ketone, Benzyloxycarbonyl-L-leucyl-N-(bromoacyl) hydrazide and Benzyloxycarbonyl-L-leucyl-L-tyrosine bromomethyl ketone.

15. A pharmaceutical composition for the treatment or inhibition of neurodegenerative disease in a mammal comprising an effective amount of a compound of the formula (I)



wherein

Z is H or a protecting group;

A<sub>3</sub> and A<sub>2</sub> are independently an optionally protected valine, leucine, alanine, isoleucine, phenylalanine, tyrosine, glycine, 2-arylglycine having either D or L stereochemistry or a chemical bond;

A<sub>1</sub> is an optionally protected valine, leucine, isoleucine, alanine, phenylalanine, tyrosine, 2-phenyl-glycine, 2-phenethyl-glycine, 2-aryl-glycine;

Q is H, CH<sub>2</sub>OCOL, CH<sub>2</sub>OL, CH<sub>2</sub>SL, CH<sub>2</sub>X, NHNHCOCH<sub>2</sub>OCOL, NHNHCOCH<sub>2</sub>OL, NHNHCOCH<sub>2</sub>SL, wherein

L is an optionally substituted aryl or optionally substituted heteroaryl; and

X is Cl, Br or F, in a pharmaceutically acceptable vehicle.

16. The pharmaceutical composition of claim 15 wherein L is substituted aryl selected from the group consisting of phenyl or naphthyl optionally substituted by 1 to 3 substituents selected from the group consisting of lower alkyl, lower alkoxy, halo, acetyl, acetamido, hydroxy, phenyl, morpholino-lower alkyloxy, morpholino lower alkyl, benzyl, benzyloxy, nitro, amino, loweralkylamino, morpholinosulfonyl,

morpholinosulfamoyl, benzyloxycarbonylmethylsulfamoyl, acetylamino or trifluoromethyl.

- 5 17. The pharmaceutical composition of claim 15 wherein L is substituted heteroaryl selected from the group consisting of thiazole, furan, thiadiazole, thiophen, tetrazole, pyridyl, pyrimidyl, triazole optionally substituted by 1 to 3 substituents selected from the group consisting of lower alkyl, lower alkoxy, halo, acetyl, acetamido, hydroxy, morpholino-lower alkyloxy, morpholino lower alkyl, benzyl, benzyloxy, 10 nitro, amino, loweralkylamino, morpholinosulfonyl, morpholinosulfamoyl, benzyloxycarbonylmethylsulfamoyl, acetylamino, phenyl or trifluoromethyl.
- 15 18. The pharmaceutical composition of claim 15 wherein said compound is selected from the group consisting of: N-Benzyloxycarbonyl-D-alanyl-L-leucyl-L-phenylalanine 2,6-difluorophenylcarboxymethyl ketone, Benzyloxycarbonyl-L-leucyl-L-phenylalanine 2,6-dichloro-3-[(2-morpholino) ethoxy]phenylcarboxymethyl ketone, 20 Benzyloxycarbonyl-L-leucyl-L-tyrosine 2,6-dichlorophenylcarboxymethyl ketone, Benzyloxycarbonyl-L-prolyl-L-leucyl-L-phenylalanine 2,6-dichlorophenylcarboxymethyl ketone, Benzyloxycarbonyl-L-leucyl-glycine 2,6-dichloro-3-(morpholinosulfonyl) phenylcarboxymethyl ketone, 25 Benzyloxycarbonyl-L-leucyl-L-phenylalanine 2,6-dichloro-3-(morpholinosulfonyl)phenyl carboxymethyl ketone, Benzyloxycarbonyl-glycyl-L-leucyl-L-phenylalanine 2,6-difluorophenylcarboxymethyl ketone, Benzyloxycarbonyl-L-leucyl-L-tyrosine 2,6-dichloro-3-(morpholinosulfonyl)phenylcarboxymethyl ketone, Benzyloxycarbonyl-L-leucyl-L-alanine 2,6-dichloro-3-(morpholinosulfonyl)phenylcarboxymethyl ketone and 30 Benzyloxycarbonyl-L-leucyl-L-phenylalanine 2,6-dichlorophenyl carboxymethyl ketone.

19. The pharmaceutical composition of claim 15 wherein said compound is selected from the group consisting of: Benzyloxycarbonyl-L-valyl-L-phenylalanine 2,6-dichlorophenyl-carboxymethyl ketone, Benzyloxycarbonyl-L-leucyl-L-phenylalanine 2,6-difluorophenylcarboxymethyl ketone, Tert-Butyloxycarbonyl-L-leucyl-L-phenylalanine 2,6-difluorophenyl-carboxymethyl ketone, Benzyloxycarbonyl-L-leucyl-L-tyrosine 2,6-difluorophenylcarboxymethyl ketone, Benzyloxycarbonyl-L-leucyl-L-glycine 2,6-dichlorophenylcarboxymethyl ketone, Benzyloxycarbonyl-L-leucyl-L-glycine 3,6-dichloro-2-acetamido-phenylcarboxymethyl ketone, p-Toluenesulfonyl-L-leucyl-L-phenylalanine 2,6-difluorophenylcarboxymethyl ketone, Benzyloxycarbonyl-L-leucyl-L-phenylalanine 2,6-dimethylphenyl -carboxymethyl ketone, Benzyloxycarbonyl-L-leucyl-L-glycine 2-acetamido-6-chlorophenylcarboxymethyl ketone and Benzyloxycarbonyl-L-leucyl-L-glycine 2-acetamido-6-chlorophenyl-carboxymethyl ketone.
20. The pharmaceutical composition of claim 15 wherein said compound is selected from the group consisting of: Benzyloxycarbonyl-L-N-methyleucyl-L-phenylalanine 2,6-difluorophenylcarboxymethyl ketone, Benzyloxycarbonyl-L-N-methyleucyl-L-phenylalanine 2,6-dichloro-3-[2-(morpholino) ethoxy]phenylcarboxymethyl ketone, Benzyloxycarbonyl-L-valyl-L-phenylalanine 2-acetamido-6-chlorophenylcarboxymethyl ketone, Benzyloxycarbonyl-L-N-methyleucyl-L-phenylalanine 2,6-dichloro-3-(morphinosulfonyl)phenylcarboxymethyl ketone, Benzyloxycarbonyl-L-leucyl-L-phenylalanine 2,6-dichloro-3-(carbobenoxymethylsulfamoyl)phenylcarboxymethyl ketone, Benzyloxycarbonyl-L-leucyl-L-alanine 2,6-dichloro-3-(carbobenoxymethylsulfamoyl)phenylcarboxymethyl ketone, Benzyloxycarbonyl-L-leucyl-L-alanine 2,6-dichloro-3-[2-(morpholino)ethoxy]phenylcarboxymethyl ketone, Benzyloxycarbonyl-L-leucyl-L-alanine 2,6-dimethoxyphenyl- carboxymethyl ketone, Benzyloxycarbonyl-L-leucyl-L-alanine 2,6-chlorophenylcarboxymethyl

ketone and Benzyloxycarbonyl-L-leucyl-L-phenylalanine 2-acetamido-6-chlorophenylcarboxymethyl ketone.

- 5 21. The pharmaceutical composition of claim 15 wherein said compound is selected from the group consisting of: Benzyloxycarbonyl-L-leucyl-L-glycine 2-acetamido-3,6-dichlorophenylcarboxymethyl ketone, Benzyloxycarbonyl-L-leucyl-L-phenylalanine 2-pyridylcarboxymethyl ketone, Benzyloxycarbonyl-L-leucyl-L-glycine 2,6-fluorophenylcarboxy-methyl ketone, Benzyloxycarbonyl-L-leucyl-L-alanine 2,6-difluorophenylcarboxymethyl ketone, Benzyloxycarbonyl-L-valyl-L-alanine 2,6-bistrifluoromethylphenylcarboxymethyl ketone, p-Nitrobenzyloxycarbonyl-L-leucyl-L-phenylalanine 2,6-difluorophenylcarboxymethyl ketone, Benzyloxycarbonyl-L-leucyl-L-phenylalanine 1-naphthylcarboxymethyl ketone, Benzyloxycarbonyl-L-leucyl-L-phenylalanine 2,6-dichloro-3-benzyloxyphenylcarboxymethyl ketone, N-Benzyloxycarbonyl-L-leucyl-N-(2,6-dichlorophenylcarboxyacetyl)hydrazide and N-Benzyloxycarbonyl-L-leucyl-N-methyl-N-(2-acetamido-6-chlorophenylcarboxy-acetyl)hydrazide.
- 10
- 15
- 20
22. The pharmaceutical composition of claim 15 wherein said compound is selected from the group consisting of: Benzyloxycarbonyl-L-leucyl-N-(2-acetamido-6-chlorophenyl-carboxy-acetyl)hydrazide, Benzyloxycarbonyl-L-leucyl-L-tyrosine 2,6-dichloro-3-[2-(morpholino)ethoxy]phenylcarboxymethyl ketone, Methoxycarbonyl-D-alanyl-L-leucyl-L-phenylalanine 2,6-dichloro-3-[2-(morpholino)ethoxy]phenylcarboxymethyl ketone, Benzyloxycarbonyl-D-alanyl-L-leucyl-L-tyrosine 2,6-dichloro-3-[2-(morpholino)ethoxy]phenylcarboxymethyl ketone, Benzyloxycarbonyl-L-valyl-L-phenylalanine 2,6-dichloro-3-[2-(morpholino)ethoxy]phenylcarboxymethyl ketone, Benzyloxycarbonyl-L-valyl-glycine 2,6-dichloro-3-(carbobenzoxy-methylsulfamoyl)phenylcarboxymethyl ketone, Benzyloxycarbonyl-L-leucyl-L-alanine 2,6-dichloro-3-[2-
- 25
- 30

(morpholino)ethoxy]phenylcarboxymethyl ketone, Benzyloxycarbonyl-L-leucyl-glycine 2,6-dichloro-3-[2-(morpholino)-ethoxy]phenylcarboxymethyl ketone, Methoxycarbonyl-D-alanyl-L-leucyl-L-phenylalanine 2,6-difluorophenylcarboxymethyl ketone and  
5 Benzyloxycarbonyl-L-alanyl-L-glycine 2,6-dichloro-3-(carbobenzoxyethylsulfamoyl)phenylcarboxymethyl ketone.

23. The pharmaceutical composition of claim 15 wherein said compound is selected from the group consisting of: Benzyloxycarbonyl-glycyl-L-phenylalanine 2,6-dichloro-3-  
10 (carbobenzoxyethylsulfamoyl)phenylcarboxymethyl ketone, Benzyloxycarbonyl-L-valyl-glycine 2,6-dichlorophenyl-carboxymethyl ketone, Benzyloxycarbonyl-glycyl-L-phenylalanine 2,6-dichlorophenylcarboxymethyl ketone, Benzyloxycarbonyl-L-phenylalanyl-L-alanine 2,6-dichloro-3-[2-  
15 (morpholino)ethoxy]phenylcarboxymethyl ketone, Benzyloxycarbonyl-L-phenylalanyl-glycine 2,6-dichlorophenyl-carboxymethyl ketone, Benzyloxycarbonyl-D-alanyl-L-leucyl-glycine 2,6-dichloro-3-[2-(morpholino)ethoxy]phenyl-carboxymethyl ketone, Benzyloxycarbonyl-L-leucyl-glycine 2,6-dichlorophenylcarboxymethyl ketone,  
20 Benzyloxycarbonyl-L-phenylalanyl-glycine 2,6-dichlorophenylcarboxymethyl ketone, Benzyloxycarbonyl-L-alanyl-glycine 2,6-dichlorophenyl-carboxymethyl ketone and Benzyloxycarbonyl-L-phenylalanyl-L-alanine 2,6-bistrifluoromethylphenylcarboxymethyl ketone.  
25

24. The pharmaceutical composition of claim 15 wherein said compound is selected from the group consisting of: N-Benzyloxycarbonyl-L-leucyl-L-phenylalanine 2,6-dichlorophenoxyethyl ketone, N-  
30 Benzyloxycarbonyl-L-leucyl-L-phenylalanine 2-[1-(3-pyridyl)tetrazolyl]thiomethyl ketone, N-Benzyloxycarbonyl-L-leucyl-L-phenylalanine 2-[(4-morpholinoethyl)tetrazolyl]thiomethyl ketone, N-Benzyloxycarbonyl-L-leucyl-L-phenylalanine 2-[(5-methylthio)tetrazolyl]thiomethyl ketone, N-Benzyloxycarbonyl-L-

leucyl-L-phenylalanine 2-[(5-methylthio)tetrazolyl]thiomethyl ketone, N-Benzyloxycarbonyl-L-leucyl-L-phenylalanine 2,6-difluorophenylthiomethyl ketone, N-Benzyloxycarbonyl-L-valyl-L-phenylalanine 2,6-difluorophenoxymethyl ketone, N-Benzyloxycarbonyl-L-leucyl-L-phenylalanine 2-pyrimidylthiomethyl ketone, N-Benzyloxycarbonyl-L-leucyl-L-phenylalanine 2-(1-phenyl)tetrazolylthiomethyl ketone and Benzyloxycarbonyl-L-leucyl-L-tyrosinal.

- 5
- 10 25. The pharmaceutical composition of claim 15 wherein said compound is selected from the group consisting of: Benzyloxycarbonyl-L-valyl-L-tyrosinal, Benzyloxycarbonyl-L-leucyl-L-O-methyl-tyrosinal, Benzyloxycarbonyl-L-leucyl-L-phenylalaninal, Benzyloxycarbonyl-L-isoleucyl-L-tyrosinal, Benzyloxycarbonyl-L-valyl-DL-2-(2-naphthylmethyl)glycinal, Benzyloxycarbonyl-L-isoleucyl-L-phenylalaninal, Benzyloxycarbonyl-L-valyl-DL-2-(phenethyl)glycinal, Benzyloxycarbonyl-L-2-neopentylglycyl-L-phenylalaninal, Benzyloxycarbonyl-L-valyl-DL-2-(1-naphthylmethyl)glycinal and Benzyloxycarbonyl-L-2-phenylglycyl-L-phenylalaninal.
- 15
- 20 26. The pharmaceutical composition of claim 15 wherein said compound is selected from the group consisting of: Benzyloxycarbonyl-L-alanyl-L-phenylalaninal, Benzyloxycarbonyl-L-2-phenethylglycyl-L-phenylalaninal, Benzyloxycarbonyl-L-phenylalanyl-L-phenylalaninal, Benzyloxycarbonyl-L-2-tert-butylglycyl-L-phenylalaninal, Benzyloxycarbonyl-L-2-(1-naphthylmethyl)glycyl-DL-phenylalaninal, Benzyloxycarbonyl-L-leucyl-N-chloroacetyl-hydrazide, Benzyloxycarbonyl-L-leucyl-N-bromoacetyl-hydrazide, Benzyloxycarbonyl-L-leucine chloromethyl ketone, Benzyloxycarbonyl-L-leucyl-L-leucyl-L-phenylalanine chloromethyl ketone and Benzyloxycarbonyl-L-leucyl-L-alanine chloromethyl ketone.
- 25
- 30 27. The pharmaceutical composition of claim 15 wherein said compound is selected from the group consisting of: Benzyloxycarbonyl-L-

leucyl-L-phenylalanine chloromethyl ketone, Benzyloxycarbonyl-glycyl-L-leucyl-L-tyrosine chloromethyl ketone, Benzyloxycarbonyl-L-leucyl-L-phenylalanine chloromethyl ketone, Benzyloxycarbonyl-L-leucyl-glycine chloromethyl ketone, Benzyloxycarbonyl-L-leucyl-L-alanine bromomethyl ketone, Benzyloxycarbonyl-L-valyl-L-phenylalanine bromomethyl ketone, Benzyloxycarbonyl-L-leucyl-L-leucine bromomethyl ketone, Benzyloxycarbonyl-L-asparagyl-L-phenylalanine chloromethyl ketone, Benzyloxycarbonyl-L-leucyl-L-phenylalanine bromomethyl ketone and Benzyloxycarbonyl-L-phenylalanyl-L-alanine chloromethyl ketone.

28. The pharmaceutical composition of claim 15 wherein said compound is selected from the group consisting of: Benzyloxycarbonyl-glycyl-L-phenylalanine bromomethyl ketone, Benzyloxycarbonyl-L-valyl-glycine bromomethyl ketone, Benzyloxycarbonyl-L-leucine chloromethyl ketone, Benzyloxycarbonyl-L-phenylalanyl-L-alanine bromomethyl ketone, Benzyloxycarbonyl-L-alanyl-glycine bromomethyl ketone, Benzyloxycarbonyl-L-2-(2-naphthylmethyl)glycine chloromethyl ketone, Benzyloxycarbonyl-L-phenylalanyl-glycine chloromethyl ketone, Benzyloxycarbonyl-L-phenylalanyl-L-phenylalanine chloromethyl ketone, Benzyloxycarbonyl-L-leucyl-N-(bromoacyl)hydrazide and Benzyloxycarbonyl-L-leucyl-L-tyrosine bromomethyl ketone.
29. A method of treating or inhibiting a neurodegenerative disease in a mammal comprising the administration to said mammal an effective amount of a composition according to claim 15.
30. A method of treating or inhibiting a neurodegenerative disease in a mammal comprising the administration to said mammal an effective amount of a composition according to claim 16.

31. A method of treating or inhibiting a neurodegenerative disease in a mammal comprising the administration to said mammal an effective amount of a composition according to claim 17.
- 5 32. A method of treating or inhibiting a neurodegenerative disease in a mammal comprising the administration to said mammal an effective amount of a composition according to claim 18.
- 10 33. A method of treating or inhibiting a neurodegenerative disease in a mammal comprising the administration to said mammal an effective amount of a composition according to claim 19.
- 15 34. A method of treating or inhibiting a neurodegenerative disease in a mammal comprising the administration to said mammal an effective amount of a composition according to claim 20.
- 20 35. A method of treating or inhibiting a neurodegenerative disease in a mammal comprising the administration to said mammal an effective amount of a composition according to claim 21.
- 25 36. A method of treating or inhibiting a neurodegenerative disease in a mammal comprising the administration to said mammal an effective amount of a composition according to claim 22.
- 30 37. A method of treating or inhibiting a neurodegenerative disease in a mammal comprising the administration to said mammal an effective amount of a composition according to claim 23.
38. A method of treating or inhibiting a neurodegenerative disease in a mammal comprising the administration to said mammal an effective amount of a composition according to claim 24.

39. A method of treating or inhibiting a neurodegenerative disease in a mammal comprising the administration to said mammal an effective amount of a composition according to claim 25.
- 5 40. A method of treating or inhibiting a neurodegenerative disease in a mammal comprising the administration to said mammal an effective amount of a composition according to claim 26.
- 10 41. A method of treating or inhibiting a neurodegenerative disease in a mammal comprising the administration to said mammal an effective amount of a composition according to claim 27.
- 15 42. A method of treating or inhibiting a neurodegenerative disease in a mammal comprising the administration to said mammal an effective amount of a composition according to claim 28.

INTERNATIONAL SEARCH REPORT

International application No.  
PCT/US95/07463

<b>A. CLASSIFICATION OF SUBJECT MATTER</b> IPC(6) :A61K 38/00, 38/06; C07K, 5/00; C07C, 229/00 US CL :514/18, 19; 530/331; 562/563 According to International Patent Classification (IPC) or to both national classification and IPC		
<b>B. FIELDS SEARCHED</b> Minimum documentation searched (classification system followed by classification symbols) U.S. : 514/18, 19; 530/331; 562/563 Documentation searched other than minimum documentation to the extent that such documents are included in the fields searched Electronic data base consulted during the international search (name of data base and, where practicable, search terms used) APS, STN search terms: calpain, inhibitor, neurodegenerative, peptide, dipeptide, tripeptide, protecting group		
<b>C. DOCUMENTS CONSIDERED TO BE RELEVANT</b>		
Category*	Citation of document, with indication, where appropriate, of the relevant passages	Relevant to claim No.
X --- Y	JP, A, 273826 (DAINIPPON INK AND CHEM KK) 30 September 1992, see entire document and abstract.	1-3 ----- 4-42
X, E ----- Y	US,A,5,444,042 (BARTUS ET AL) 22 August 1995, see entire document.	1-3 ----- 4-42
X ---- Y	GB, A,2,069,484 (AJINOMOTO CO.) 26 August 1981, see entire document.	1-3 ----- 4-28
<input type="checkbox"/> Further documents are listed in the continuation of Box C. <input type="checkbox"/> See patent family annex.		
* Special categories of cited documents: "A" document defining the general state of the art which is not considered to be of particular relevance "E" earlier document published on or after the international filing date "L" document which may throw doubts on priority claim(s) or which is cited to establish the publication date of another citation or other special reason (as specified) "O" document referring to an oral disclosure, use, exhibition or other means "P" document published prior to the international filing date but later than the priority date claimed "T" later document published after the international filing date or priority date and not in conflict with the application but cited to understand the principle or theory underlying the invention "X" document of particular relevance; the claimed invention cannot be considered novel or cannot be considered to involve an inventive step when the document is taken alone "Y" document of particular relevance; the claimed invention cannot be considered to involve an inventive step when the document is combined with one or more other such documents, such combination being obvious to a person skilled in the art "&" document member of the same patent family		
Date of the actual completion of the international search 29 AUGUST 1995		Date of mailing of the international search report 14 SEP 1995
Name and mailing address of the ISA/US Commissioner of Patents and Trademarks Box PCT Washington, D.C. 20231 Facsimile No. (703) 305-3230		Authorized officer <i>W. Prickril</i> BENET PRICKRIL Telephone No. (703) 308-0196