



US00D767060S

(12) **United States Design Patent**  
**Murphy, Jr.**

(10) **Patent No.:** **US D767,060 S**

(45) **Date of Patent:** **\*\* Sep. 20, 2016**

(54) **RACKET HANDLE ATTACHMENT**

(71) Applicant: **H. Stetser Murphy, Jr.**, Marietta, GA  
(US)

(72) Inventor: **H. Stetser Murphy, Jr.**, Marietta, GA  
(US)

(\*\*) Term: **15 Years**

(21) Appl. No.: **29/558,127**

(22) Filed: **Mar. 15, 2016**

(51) **LOC (10) Cl.** ..... **21-02**

(52) **U.S. Cl.**  
USPC ..... **D21/753**

(58) **Field of Classification Search**  
USPC ..... D21/729-732, 753, 756-758  
CPC ..... A63B 49/08; A63B 60/10; A63B 60/14  
See application file for complete search history.

(56) **References Cited**

U.S. PATENT DOCUMENTS

1,638,454 A	8/1927	Papin	
2,166,044 A	7/1939	Lewthwaite	
D125,473 S	2/1941	Karoff	
D196,268 S *	9/1963	Lamb	D21/756
D247,189 S	2/1978	Charpentier	
4,174,109 A	11/1979	Gaiser	
4,438,925 A *	3/1984	Lindstrom	A63B 49/08 473/551
4,736,950 A	4/1988	Doyle	
D307,930 S	5/1990	Sokol et al.	
4,964,645 A	10/1990	Lai	
5,294,117 A	3/1994	Huang	
5,316,316 A	5/1994	Lai	
D355,232 S	2/1995	Hodges	
5,482,270 A *	1/1996	Smith	A63B 60/12 473/203
5,492,324 A *	2/1996	Hagey	A63B 49/08 473/551
D378,389 S	3/1997	Manu	
D380,244 S	6/1997	Naumoff	
5,671,926 A	9/1997	Hagey	
D394,094 S	5/1998	Davis et al.	
5,845,804 A *	12/1998	Prescott	B65D 81/3879 215/12.1

5,990,584 A *	11/1999	Luo	H02K 1/146 310/156.26
D477,645 S	7/2003	Vito	
D484,206 S	12/2003	Udwin et al.	
D484,556 S	12/2003	Udwin et al.	
D488,844 S	4/2004	Szelenyi	
8,012,043 B2	9/2011	Emberger et al.	
8,298,101 B2 *	10/2012	Babolat	A63B 49/08 473/549
D703,779 S	4/2014	Budacesek	
D716,885 S *	11/2014	Murphy, Jr.	D21/756
D726,268 S *	4/2015	Murphy, Jr.	D21/756
D726,269 S *	4/2015	Murphy, Jr.	D21/756
D731,015 S *	6/2015	Murphy, Jr.	D21/756
2002/0086747 A1	7/2002	Hsu	
2010/0056308 A1 *	3/2010	Babolat	A63B 49/08 473/551

\* cited by examiner

*Primary Examiner* — Mitchell Siegel

(74) *Attorney, Agent, or Firm* — McGurk Intellectual Property Advisors

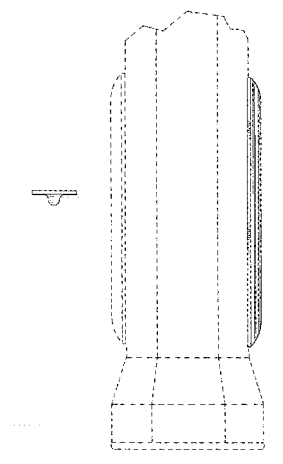
(57) **CLAIM**


I claim the ornamental design for a racket handle attachment, as shown and described.



**DESCRIPTION**


FIG. 1 is a top view of a racket handle attachment illustrating the claimed design;  
 FIG. 2 is a front view of the racket handle attachment shown in FIG. 1;  
 FIG. 3 is a right side view of the racket handle attachment shown in FIG. 1;  
 FIG. 4 is a left side view of the racket handle attachment shown in FIG. 1;  
 FIG. 5 is a back view of the racket handle attachment shown in FIG. 1;  
 FIG. 6 is a bottom view of the racket handle attachment shown in FIG. 1;  
 FIG. 7 is a side view of the racket handle attachment in exemplary use on an unclaimed handle of a racket; and,  
 FIG. 8 is a front view of a racket handle attachment in exemplary use on an unclaimed handle of a racket.  
 The broken lines in the drawings are for illustrative purposes only and form no part of the claimed design.

**1 Claim, 3 Drawing Sheets**

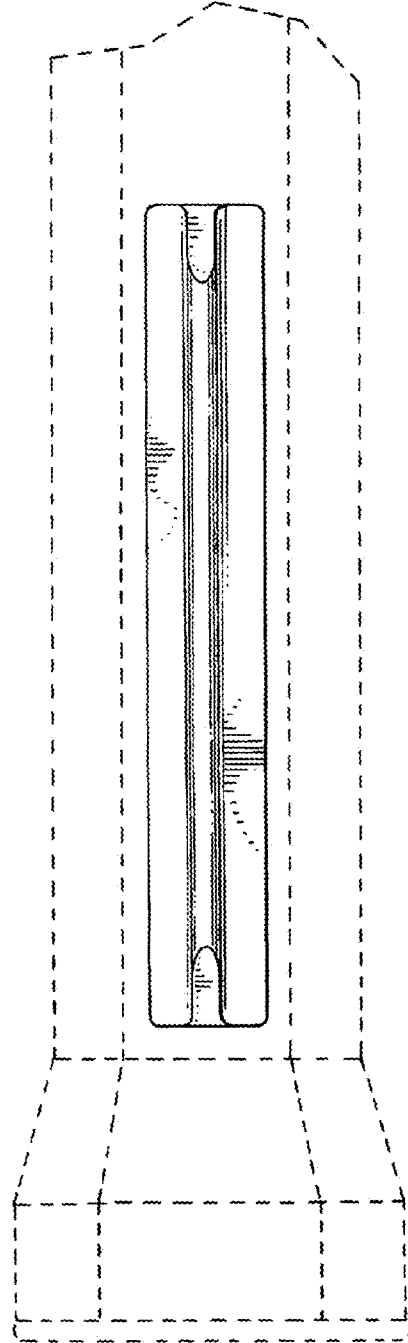








**Fig. 7**



**Fig. 8**