

(19) World Intellectual Property Organization
International Bureau



(43) International Publication Date
21 December 2000 (21.12.2000)

PCT

(10) International Publication Number
WO 00/77575 A1

- (51) International Patent Classification⁷: G03F 7/09, H01L 21/027, C08G 77/14, 77/50, C07F 7/18, C08K 5/00, C09D 183/04
- (74) Agents: **CRISS, Roger, H.** et al.; AlliedSignal Inc., 101 Columbia Avenue, P.O. Box 2245, Morristown, NJ 07960 (US).
- (21) International Application Number: PCT/US00/15772
- (81) Designated States (*national*): AL, AM, AT, AU, AZ, BA, BB, BG, BR, BY, CA, CH, CN, CU, CZ, DE, DK, EE, ES, FI, GB, GE, GH, GM, HU, ID, IL, IN, IS, JP, KE, KG, KP, KR, KZ, LC, LK, LR, LS, LT, LU, LV, MD, MG, MK, MN, MW, MX, NO, NZ, PL, PT, RO, RU, SD, SE, SG, SI, SK, SL, TJ, TM, TR, TT, UA, UG, UZ, VN, YU, ZW.
- (22) International Filing Date: 8 June 2000 (08.06.2000)
- (25) Filing Language: English
- (26) Publication Language: English
- (30) Priority Data:
09/330,248 10 June 1999 (10.06.1999) US
09/491,166 26 January 2000 (26.01.2000) US
- (84) Designated States (*regional*): ARIPO patent (GH, GM, KE, LS, MW, MZ, SD, SL, SZ, TZ, UG, ZW), Eurasian patent (AM, AZ, BY, KG, KZ, MD, RU, TJ, TM), European patent (AT, BE, CH, CY, DE, DK, ES, FI, FR, GB, GR, IE, IT, LU, MC, NL, PT, SE), OAPI patent (BF, BJ, CF, CG, CI, CM, GA, GN, GW, ML, MR, NE, SN, TD, TG).
- (71) Applicant: **ALLIEDSIGNAL INC.** [US/US]; 101 Columbia Avenue, P.O. Box 2245, Morristown, NJ 07960 (US).
- (72) Inventors: **SPEAR, Richard**; 1437 Golden Meadow Square, San Jose, CA 95117 (US). **HACKER, Nigel, P.**; 991 Lincoln Avenue, Palo Alto, CA 94201 (US). **BALDWIN, Teresa**; 10 Yampu Way, Fremont, CA 94539 (US). **KENNEDY, Joseph**; 717 Fourth Street, San Jose, CA 95112 (US).

Published:

— With international search report.

For two-letter codes and other abbreviations, refer to the "Guidance Notes on Codes and Abbreviations" appearing at the beginning of each regular issue of the PCT Gazette.



WO 00/77575 A1

(54) Title: SPIN-ON-GLASS ANTI-REFLECTIVE COATINGS FOR PHOTOLITHOGRAPHY

(57) Abstract: Anti-reflective coating materials for deep ultraviolet photolithography include one or more organic light-absorbing compounds incorporated into spin-on-glass materials. Suitable absorbing compounds are strongly absorbing over wavelength ranges around wavelengths such as 365 nm, 248 nm, and 193 nm that may be used in photolithography. A method of making absorbing spin-on-glass materials includes combining one or more organic absorbing compounds with alkoxysilane or halosilane reactants during synthesis of the spin-on-glass materials.

SPIN-ON-GLASS ANTI-REFLECTIVE COATINGS FOR PHOTOLITHOGRAPHY

CROSS REFERENCE TO RELATED APPLICATION

This application is a continuation-in-part of U.S. Patent Application Serial
5 No. 09/330,248, filed June 10, 1999.

TECHNICAL FIELD

The present invention relates generally to spin-on glass materials and more specifically to light-absorbing spin-on glass materials for use as anti-reflective layers in photolithography and methods of producing the materials.

10 BACKGROUND

To meet the requirements for faster performance, the characteristic dimensions of features of integrated circuit devices have continued to be decreased. Manufacturing of devices with smaller feature sizes introduces new challenges in many of the processes conventionally used in semiconductor
15 fabrication. One of the most important of these fabrication processes is photolithography.

It has long been recognized that linewidth variations in patterns produced by photolithography can result from optical interference from light reflecting off an underlying layer on a semiconductor wafer. Variations in photoresist thickness
20 due to the topography of the underlying layer also induce linewidth variations. Anti-reflective coatings (ARC) applied under a photoresist layer have been used to prevent interference from reflection of the irradiating beam. In addition, anti-reflective coatings partially planarize the wafer topography, helping to improve linewidth variation over steps because the photoresist thickness is more uniform.

25 Organic polymer films, particularly those that absorb at the i-line (365 nm) and g-line (436 nm) wavelengths conventionally used to expose photoresists, and at the recently used 248 nm wavelength, have been employed as anti-reflective coatings. However, the fact that the organic ARC's share many chemical properties with the organic photoresists can limit usable process sequences.

Furthermore organic ARC's may intermix with photoresist layers. One solution to avoid intermixing, is to introduce thermosetting binders as additional components of organic ARC's, as described, for example in U.S. Patent No. 5,693,691 to Flaim et al. Dyes may also be incorporated in organic ARC's, as well as, optionally,
5 additional additives such as wetting agents, adhesions promoters, preservatives, and plasticizers, as described in U. S. Patent No. 4,910,122 to Arnold et al.

Silicon oxynitride is another material that has been used as an anti-reflective coating. However, silicon oxynitride works as an ARC by a destructive interference process rather than by absorption, which means that very tight control
10 of the oxynitride thickness is necessary and that the material may not work well as an ARC over highly variable topography. Furthermore silicon oxynitride is typically deposited by chemical vapor deposition, while photoresist layers are typically applied using a spin-coater. The additional chemical vapor deposition process can add to processing complexity.

Yet another class of materials that can be used as an anti-reflective layer is spin-on-glass (SOG) compositions containing a dye. Yau et al., U.S. Patent No. 4,587,138, disclose a dye such as basic yellow #11 mixed with a spin-on-glass in an amount approximately 1% by weight. Allman et al. U. S. Patent No. 5,100,503 disclose a cross-linked polyorganosiloxane containing an inorganic dye such as
20 TiO_2 , Cr_2O_7 , MoO_4 , MnO_4 , or ScO_4 , and an adhesion promoter. Allman additionally teaches that the spin-on-glass compositions also serve as a planarizing layer. However, the spin-on-glass, dye combinations that have been disclosed to date are not optimal for exposure to the deep ultraviolet, particularly 248 and 193 nm, light sources that are coming into use to produce devices with small feature
25 sizes. Furthermore, not all dyes can be readily incorporated into an arbitrary spin-on-glass composition.

What is needed is an absorbing spin-on-glass anti-reflective coating material that absorbs strongly and uniformly in the deep ultraviolet spectral region. It would be desirable for the ARC layer to be impervious to photoresist developers.
30 It would also be desirable to provide a method to incorporate a range of absorbing

compounds into a variety of SOG materials while retaining the desirable properties of the original spin-on-glass materials.

SUMMARY

An anti-reflective coating material for deep ultraviolet photolithography includes one or more organic absorbing compounds incorporated into a spin-on-glass (SOG) material. The spin-on-glass materials include methylsiloxane, methylsilsesquioxane, phenylsiloxane, phenylsilsesquioxane, methylphenylsiloxane, methylphenylsilsesquioxane, and silicate polymers. As used herein, spin-on-glass materials also include hydrogensiloxane polymers of the general formula $(H_{0-1.0}SiO_{1.5-2.0})_x$ and hydrogensilsesquioxane polymers, which have the formula $(HSiO_{1.5})_x$, where x is greater than about 8. Also included are copolymers of hydrogensilsesquioxane and alkoxyhydridosiloxane or hydroxyhydridosiloxane. Spin-on-glass materials additionally include organohydridosiloxane polymers of the general formula $(H_{0-1.0}SiO_{1.5-2.0})_n(R_{0-1.0}SiO_{1.5-2.0})_m$, and organohydridosilsesquioxane polymers of the general formula $(HSiO_{1.5})_n(RSiO_{1.5})_m$, where m is greater than 0 and the sum of n and m is greater than about 8 and R is alkyl or aryl. Coating solutions of spin-on-glass materials incorporating absorbing compounds are used to form anti-reflecting films on various layers in integrated circuit devices.

Absorbing compounds suitable for use with the present invention are strongly absorbing at wavelengths less than about 375 nm or less than about 260 nm. In particular, suitable absorbing compounds are strongly absorbing over at least an approximately 10 nm wide wavelength range around wavelengths such as 248 nm, 193 nm, or other ultraviolet wavelengths, such as 365 nm, that may be used in photolithography. The chromophores of suitable compounds typically have from one to three benzene rings that may or may not be fused. Incorporatable absorbing compounds have an accessible reactive group attached to the chromophore, the reactive groups including hydroxyl groups, amine groups, carboxylic acid groups, and substituted silyl groups with silicon bonded to one, two, or three alkoxy group or halogen atom substituents. The reactive groups may

be directly bonded to the chromophore or the reactive groups may be attached to the chromophore through a hydrocarbon bridge.

Examples of suitable organic absorbing compounds include anthraflavic acid, 9-anthracene carboxylic acid, 9-anthracene methanol, alizarin, quinizarin, 5 primuline, 2-hydroxy-4(3-triethoxysilylpropoxy)-diphenylketone, rosolic acid, triethoxysilylpropyl-1,8-naphthalimide, 9-anthracene carboxy-methyl triethoxysilane, phenyltriethoxysilane, azo compounds, such as 4-phenylazophenol, and mixtures thereof.

According to another aspect of the present invention, methods for 10 synthesizing absorbing spin-on-glass compositions are provided. Spin-on-glass materials are conventionally synthesized from silane reactants such as triethoxysilane, tetraethoxysilane, methyltriethoxysilane, dimethyldiethoxysilane, tetramethoxysilane, methyltrimethoxysilane, trimethoxysilane, dimethyldimethoxysilane, phenyltriethoxysilane, phenyltrimethoxysilane, 15 diphenyldiethoxysilane, and diphenyldimethoxysilane. Halosilanes, particularly chlorosilanes, for example, trichlorosilane, methyltrichlorosilane, ethyltrichlorosilane, phenyltrichlorosilane, tetrachlorosilane, dichlorosilane, methyldichlorosilane, dimethyldichlorosilane, chlorotriethoxysilane, chlorotrimethoxysilane, chloromethyltriethoxysilane, chloroethyltriethoxysilane, 20 chlorophenyltriethoxysilane, chloromethyltrimethoxysilane, chloroethyltrimethoxysilane, and chlorophenyltrimethoxysilane are also used as silane reactants.

A method of making an absorbing spin-on-glass composition includes combining one or more alkoxy silanes, or, one or more halosilanes, one or more 25 incorporatable organic absorbing compounds, an acid/water mixture, such as a nitric acid/water mixture, and one or more solvents to form a reaction mixture; and refluxing the reaction mixture to form the absorbing spin-on-glass composition. The spin-on-glass composition so formed is diluted with one or more solvents to provide coating solutions that produce films of various thicknesses. Alternative 30 methods of making an absorbing spin-on-glass composition, including methods using halosilanes and a phase transfer catalyst, are also provided.

According to yet another aspect of the invention, the absorbing compound of the chemical composition 9-anthracene carboxy-methyl triethoxysilane is provided. A method of synthesizing 9-anthracene carboxy-methyl triethoxysilane includes combining 9-anthracene carboxylic acid, chloromethyltriethoxysilane, triethylamine, and a solvent to form a reaction mixture; refluxing the reaction mixture; cooling the refluxed reaction mixture to form a precipitate and a remaining solution; and filtering the remaining solution to produce liquid 9-anthracene carboxy-methyl triethoxysilane.

BRIEF DESCRIPTION OF THE DRAWINGS

Figs. 1a and 1b illustrate the chemical formulas of absorbing compounds incorporated into spin-on-glass compositions, according to embodiments of the present invention.

Figs. 2a-2h illustrate the use of absorbing spin-on-glass compositions, according to embodiments of the present invention as anti-reflective coating layers in a photolithography process.

DETAILED DESCRIPTION

An anti-reflective coating material for deep ultraviolet photolithography includes one or more organic absorbing compounds incorporated into a spin-on-glass (SOG) material. The absorbing spin-on-glass compositions are dissolved in appropriate solvents to form coating solutions and applied to various layers of materials in fabricating semiconductor devices. The absorbing spin-on-glass anti-reflective coatings have been designed to be readily integrated into existing semiconductor fabrication processes. Properties that provide integration include developer resistance, thermal stability during standard photoresist processing, and selective removal with respect to underlying layers.

The spin-on-glass materials used in compositions according to aspects of the present invention, include methylsiloxane, methylsilsesquioxane, phenylsiloxane, phenylsilsesquioxane, methylphenylsiloxane, methylphenylsilsesquioxane, and silicate polymers. As used herein, spin-on-glass materials also include hydrogensiloxane polymers of the general formula

$(\text{H}_{0-1.0}\text{SiO}_{1.5-2.0})_x$ and hydrogen silsesquioxane polymers, which have the formula $(\text{HSiO}_{1.5})_x$, where x is greater than about 8. Also included are copolymers of hydrogen silsesquioxane and an alkoxyhydridosiloxane or hydroxyhydridosiloxane. Spin-on-glass materials additionally include organohydridosiloxane polymers of the general formula $(\text{H}_{0-1.0}\text{SiO}_{1.5-2.0})_n(\text{R}_{0-1.0}\text{SiO}_{1.5-2.0})_m$, and organohydridosilsesquioxane polymers of the general formula $(\text{HSiO}_{1.5})_n(\text{RSiO}_{1.5})_m$, where m is greater than 0 and the sum of n and m is greater than about 8 and R is alkyl or aryl. Some useful organohydridosiloxane polymers have the sum of n and m from about 8 to about 5000 where R is a C_1 - C_{20} alkyl group or a C_6 - C_{12} aryl group. The organohydridosiloxane and organohydridosilsesquioxane polymers are alternatively denoted spin-on-polymers. Specific examples include methylhydridosiloxanes, ethylhydridosiloxanes, propylhydridosiloxanes, t-butylhydridosiloxanes, phenylhydridosiloxanes, methylhydridosilsesquioxanes, ethylhydridosilsesquioxanes, propylhydridosilsesquioxanes, t-butylhydridosilsesquioxanes, phenylhydridosilsesquioxanes, and combinations, thereof.

Many naphthalene- and anthracene-based compounds have significant absorption at 248 nm and below. Benzene-based, equivalently termed here phenyl-based, compounds have significant absorption at wavelengths shorter than 200 nm. While these naphthalene-, anthracene-, and phenyl-based compounds are frequently referred to as dyes, the term absorbing compound is used here because the absorptions of these compounds are not limited to wavelengths in the visible region of the spectrum. However, not all such absorbing compounds can be incorporated into spin-on-glasses for use as ARC materials. Absorbing compounds suitable for use with the present invention have an absorption peak over at least an approximately 10 nm wide wavelength range centered around wavelengths such as 248 nm, 193 nm, or other ultraviolet wavelengths, such as 365 nm, that may be used in photolithography. Absorbing compounds which only have narrow absorption peaks, for example, less than 2 nm wide, around these wavelengths are not as desirable.

The chromophores of suitable absorbing compounds typically have one, two, or three benzene rings that may or may not be fused. Incorporatable absorbing compounds have an accessible reactive group attached to the chromophore, the reactive groups including hydroxyl groups, amine groups, 5 carboxylic acid groups, and substituted silyl groups with silicon bonded to one, two, or three "leaving groups," such as alkoxy groups or halogen atoms. Ethoxy or methoxy groups or chlorine atoms are frequently used as leaving groups. Thus, suitable reactive groups include siliconethoxy, silicondiethoxy, silicontriethoxy, siliconmethoxy, silicondimethoxy, silicontrimethoxy, chlorosilyl, dichlorosilyl, 10 and trichlorosilyl groups. The reactive groups may be directly bonded to the chromophore, as, for example, in phenyltriethoxysilane, or the reactive groups may be attached to the chromophore through a hydrocarbon bridge, as, for example, in 9-anthracene carboxy-methyl triethoxysilane. The inclusion of silicontriethoxy groups on chromophores, for example, has been found to be advantageous, 15 especially for promoting stability of the absorbing SOG films. Absorbing compounds containing an azo group, -N=N-, and an accessible reactive group, particularly those containing an azo group linking benzene rings, are also useful, especially when absorption around 365 nm is desired.

In the absorbing spin-on-glass, compositions, the absorbing compounds 20 may be incorporated interstitially in the spin-on-glass matrix. Alternatively, the absorbing compounds are chemically bonded to the spin-on-glass polymer. Without being bound to any theory, the inventors suggest that bonding of incorporatable absorbing compounds to the spin-on-glass polymer backbone via the accessible reactive groups provides beneficial results.

25 Examples of absorbing compounds suitable for use with the present invention include anthraflavic acid (1), 9-anthracene carboxylic acid (2), 9-anthracene methanol (3), alizarin (4), quinizarin (5), primuline (6), 2-hydroxy-4(3-triethoxysilylpropoxy)-diphenylketone (7), rosolic acid (8), triethoxysilylpropyl-1,8-naphthalimide (9), and 9-anthracene carboxy-methyl 30 triethoxysilane (10), phenyltriethoxysilane (11), 4-phenylazophenol, (12), and combinations, thereof. Chemical formulas of absorbing compounds 1 - 12 are

illustrated in Figs. 1a -1b. Advantageous results have been obtained, for example, with 9-anthracene carboxy-methyl triethoxysilane (10) with combinations of 9-anthracene methanol (3), 2-hydroxy-4(3-triethoxysilylpropoxy)-diphenylketone (7), and rosolic acid (8), and with phenyltriethoxysilane (11).

5 Absorbing compounds 1 - 9 and 12 are available commercially, for example, from Aldrich Chemical Company (Milwaukee, WI). Absorbing compound 10 is synthesized using esterification methods, as described immediately below. Absorbing compound 11 is available commercially from Gelest, Inc. (Tullytown, PA). Examples of phenyl-based absorbing compounds in
10 addition to absorbing compound (11), many of which are also commercially available from Gelest, Inc., include structures with silicon-based reactive groups attached to phenyl rings or to substituted phenyls, such as methylphenyl, chlorophenyl, and chloromethylphenyl. Specific phenyl-based absorbing
15 compounds include phenyltrimethoxysilane, benzyltrichlorosilane, chloromethylphenyltrimethoxysilane, phenyltrifluorosilane, to name only a few examples. Diphenyl silanes including one or two "leaving groups," such as diphenylmethylethoxysilane, diphenyldiethoxysilane, and diphenyldichlorosilane, to again name only a few examples, are also suitable incorporatable absorbing
20 compounds.

20 A method of synthesizing 9-anthracene carboxy-methyl triethoxysilane (10) uses 9-anthracene carboxylic acid (2) and chloromethyl triethoxysilane as reactants. The reactants are combined with triethylamine and methylisobutylketone (MIBK), previously dried over 4 Å molecular sieves, to form a reaction mixture which is heated to reflux and refluxed for from approximately 6
25 to 10 hours. After reflux, the reaction mixture is cooled overnight leading to a large quantity of solid precipitate. The remaining solution is roto-evaporated, filtered through a silica gel column, and roto-evaporated a second time, to produce 9-anthracene carboxy-methyl triethoxysilane (10) as a dark amber oily liquid, which may be purified.

30 According to another aspect of the present invention, methods for synthesizing absorbing spin-on-glass compositions are provided. Spin-on-glass

materials are typically synthesized from a variety of silane reactants including, for example, triethoxysilane (HTEOS), tetraethoxysilane (TEOS), methyltriethoxysilane (MTEOS), dimethyldiethoxysilane, tetramethoxysilane (TMOS), methyltrimethoxysilane (MTMOS), trimethoxysilane, 5 dimethyldimethoxysilane, phenyltriethoxysilane (PTEOS), phenyltrimethoxysilane (PTMOS), diphenyldiethoxysilane, and diphenyldimethoxysilane. Halosilanes, particularly chlorosilanes such as trichlorosilane, methyltrichlorosilane, ethyltrichlorosilane, phenyltrichlorosilane, tetrachlorosilane, dichlorosilane, methyl dichlorosilane, dimethyldichlorosilane, chlorotriethoxysilane, 10 chlorotrimethoxysilane, chloromethyltriethoxysilane, chloroethyltriethoxysilane, chlorophenyltriethoxysilane, chloromethyltrimethoxysilane, chloroethyltrimethoxysilane, and chlorophenyltrimethoxysilane are also used as silane reactants. To produce the absorbing spin-on-glass compositions, the absorbing compounds, such as absorbing compounds 1 - 12, or combinations 15 thereof, are combined with the silane reactants during the synthesis of the SOG materials.

In a first method, a reaction mixture including silane reactants, for example HTEOS, or TEOS and MTEOS, or, TMOS and MTMOS; or, alternatively, tetrachlorosilane and methyltrichlorosilane, one or more absorbing compounds, 20 such as absorbing compounds 1 - 12; a solvent or combination of solvents; and an acid/water mixture, is formed in a reaction vessel. Appropriate solvents include acetone, 2-propanol, and other simple alcohols, ketones and esters such as 1-propanol, MIBK, propoxypropanol, and propyl acetate. The acid/water mixture is, for example nitric acid and water. Other protic acids or acid anhydrides, such as 25 acetic acid, formic acid, phosphoric acid, hydrochloric acid or acetic anhydride are alternatively used in the acid mixture. The resulting mixture is refluxed for between approximately 1 and 24 hours to produce the absorbing SOG polymer solution.

The absorbing SOG can be diluted with appropriate solvents to achieve 30 coating solutions that produce films of various thicknesses. Suitable dilutant solvents include acetone, 2-propanol, ethanol, butanol, methanol, propylacetate,

ethyl lactate, and propylene glycol propyl ether, referred to commercially as Propasol-P. Dilutant solvents with high boiling points such as ethyl lactate and propylene glycol propyl ether have been found beneficial. It is believed high boiling point solvents decrease the probability of formation of bubble film defects.

5 In contrast, lower boiling point solvents may become entrapped below a crosslinked top layer of a film and subsequently produce voids when driven off during a baking process step. Additional solvents useful in the invention include ethylene glycol dimethyl ether, alternatively termed glyme, anisole, dibutyl ether, dipropyl ether, propylene glycol methyl ether acetate, and pentanol. Optionally,
10 surfactants, such as the product FC430, provided by 3M (Minneapolis, MN), or the product Megaface R08, provided by DIC (Japan), are also added to the coating solution. The coating solution is typically between about 0.5 and 20 % polymer by weight. Prior to use, the coating solution is filtered by standard filtration techniques.

15 According to a second method of forming absorbing SOG materials, a reaction mixture including silane reactants, one or more of absorbing compounds, such as absorbing compounds **1 - 12**, and a solvent or combination of solvents is formed in a reaction vessel. The reaction mixture is heated to reflux and refluxed for between approximately 1 and 24 hours. The silane reactants and solvents are as
20 described in the first method above. An acid/water mixture, as described above, is added to the reaction mixture while stirring. The resulting mixture is heated to reflux and refluxed for between approximately 1 and 24 hours to produce the absorbing SOG polymer. The absorbing SOG is diluted and filtered as described above to form a coating solution.

25 A method of forming an absorbing organohydridosiloxane material includes forming a mixture of a dual phase solvent which includes both a non-polar solvent and a polar solvent and a phase transfer catalyst; adding one or more organotrihalosilane, hydridotrihalosilane, and one or more of absorbing
30 compounds, such as absorbing compounds **1 - 12**, to provide a dual phase reaction mixture; and reacting the dual phase reaction mixture for between 1 and 24 hours to produce the absorbing organohydridosiloxane polymer. The phase transfer

catalyst includes but is not limited to tetrabutylammonium chloride and benzyltrimethylammonium chloride. Exemplary non-polar solvents include, but are not limited to, pentane, hexane, heptane, cyclohexane, benzene, toluene, xylene, halogenated solvents such as carbon tetrachloride and mixtures thereof.

5 Useful polar solvents include water, alcohols, and alcohol and water mixtures. The absorbing polymer solution is diluted and filtered as described above to form a coating solution.

The absorbing SOG coating solutions are applied to various layers used in semiconductor processing, depending on the specific fabrication process, typically
10 by conventional spin-on deposition techniques. These techniques include a dispense spin, a thickness spin, and thermal bake steps, to produce an absorbing SOG anti-reflective film. Typical processes include a thickness spin of between 1000 and 4000 rpm for about 20 seconds and two or three bake steps at temperatures between 80°C and 300°C for about one minute each. The absorbing
15 SOG anti-reflective films, according to the present invention exhibit refractive indices between about 1.3 and about 2.0 and extinction coefficients greater than 0.07. As reported below in Examples 15-17, extinction coefficients greater than 0.4 have been obtained. In contrast, the extinction coefficient of dielectric materials such as silicon dioxide, silicate, and methylsiloxane, are about zero at
20 wavelengths greater than 190 nm.

A general method of using an absorbing spin-on-glass material according to the present invention as an anti-reflective layer in a photolithographic process in fabricating an integrated circuit (IC) device is illustrated in Figs. 2a-2h. As shown in Fig. 2a, a dielectric layer 22 is deposited on a substrate 20. Substrate 20 is a
25 silicon substrate or substrate 20 consists of one or more metal interconnect layers in an IC device. Dielectric layer 22 can be composed of a variety of dielectric materials including, for example, a silicon dioxide layer derived from TEOS, a silane based silicon dioxide layer, a thermally grown oxide, or a chemical-vapor-deposition-produced methylhydrosiloxane or silicon dioxide incorporating other
30 elements or compounds. Dielectric layer 22 is typically an optically transparent medium. An absorbing SOG anti-reflective coating layer 24 is applied above

dielectric layer 22 (Fig. 2b) which is covered by a photoresist layer 26, of a conventional positive photoresist, to produce the stack shown in Fig. 2c. The stack of Fig. 2c is exposed to ultraviolet radiation 32 through mask 30, as shown in Fig. 2d. During the exposure, the absorbing SOG ARC layer 24 absorbs UV light 32 transmitted through the photoresist. Because the dielectric layer 22 is transparent in the UV wavelength range, if absorbing SOG ARC layer 24 were not present, the UV light 32 would reflect off the underlying silicon layer 20 degrading a critical dimension, for example critical dimension 27 of the exposed photoresist. In this example, a positive photoresist, which provides direct image transfer, is assumed.

10 The exposed stack is developed to produce the stack of Fig. 2e. The absorbing SOG ARC layer 24 is resistant to conventional photoresist developer solutions such as a 2.5% solution of tetramethylammoniumhydroxide (TMAH). In contrast, organic ARC layers, which have some of the chemical characteristics of the photoresist materials, are more sensitive to photoresist developers.

15 Furthermore, it is anticipated that absorbing SOG ARC layers are resistant to reducing chemistry, gas-based, photoresist stripping processes, whereas organic ARC's are not resistant. Thus, use of absorbing SOG layers may facilitate photoresist rework, without the need to reapply the ARC layer.

Next, a pattern is etched in the absorbing SOG ARC layer 24 through the opening in photoresist layer 26 to produce the etched stack of Fig. 2f. A fluorocarbon etch, which has a high selectivity to photoresist, is used to etch the absorbing SOG ARC layer 24. The response of the absorbing SOG to a fluorocarbon etch provides an additional advantage of the absorbing SOG over organic ARC layers, which require an oxygen plasma etch. An oxygen plasma etch can degrade the critical dimension of the developed photoresist because the photoresist, being organic based, is also etched by an oxygen plasma. A fluorocarbon plasma consumes less photoresist than an oxygen plasma. At shorter UV wavelengths, depth of focus requirements will limit the thickness of photoresist layer 26 at the exposure step shown in Fig. 2d. For example, it is estimated that at 193 nm, the thickness of photoresist layer should be approximately 300 nm. Thus, as these short wavelengths start to be employed, it

will be important to have an ARC layer that can be etched selectively with respect to the photoresist.

The fluorocarbon etch is continued through the dielectric layer 22 to produce the stack of Fig. 2g. Photoresist layer 26 is partially consumed during the continued etch process. Finally, the photoresist layer 26 is stripped using an oxygen plasma or a hydrogen reducing chemistry and the SOG ARC layer 24 is stripped using either a buffered oxide etch, for example a standard hydrofluoric acid/water mixture, or an aqueous or non-aqueous organoamine. Advantageously, the SOG ARC layer can be stripped with solutions that show a good selectivity with respect to the underlying dielectric layer. Thus, the general photolithographic method shown in Figs. 2a-2h illustrate the process advantages of absorbing SOG materials as anti-reflective coating layers.

The methods of synthesizing the absorbing SOG materials as well as the synthesis of absorbing compound 10, 9-anthracene carboxy-methyl triethoxysilane, are illustrated in the following examples.

Example 1

Synthesis of absorbing SOG containing 9-anthracene carboxy-methyl triethoxysilane

In a 1-liter flask 297 grams 2-propanol, 148 grams acetone, 123 grams TEOS, 77 grams MTEOS, 60 grams 9-anthracene carboxy-methyl triethoxysilane, 0.6 grams 0.1 M nitric acid and 72 grams deionized water were combined. The flask was refluxed for 4 hours. To the solution, 115 grams of butanol, 488 grams 2-propanol, 245 grams of acetone, 329 grams of ethanol, 53 grams deionized water and 3.8 grams of 10% FC 430 (3M, Minneapolis, MN) were added. The solution was filtered. The solution was dispensed, followed by a 3000 rpm thickness spin for 20 seconds, and baked at 80°C and at 180°C for one minute each. Optical properties were measured with an N & K Technology Model 1200 analyzer. The film thickness was 1635 Å. At 248 nm, the refractive index (n) was 1.373 and the extinction coefficient (k) was 0.268. The same spin and bake process parameters and measurement technique was used in all of the following examples.

Example 2

Synthesis of absorbing SOG containing 9-anthracene methanol, 2-hydroxy-4(3-trieethoxysilypropoxy)-diphenylketone, and rosolic acid

In a 1-liter flask 297 grams 2-propanol, 148 grams acetone, 123 grams TEOS, 77 grams MTEOS, 25 grams 9-anthracene methanol, 10 grams 2-hydroxy-4(3-trieethoxysilypropoxy)-diphenylketone, 5 grams rosolic acid, 0.6 grams 0.1 M nitric acid and 72 grams deionized water were combined. The flask was refluxed for 4 hours. To the solution, 111 grams of butanol, 459 grams 2-propanol, 230 grams of acetone, 309 grams of ethanol, 50 grams deionized water and 3.75 grams of 10% FC 430 (3M, Minneapolis, MN) were added. Thickness= 1436 Å, n= 1.479, k = 0.1255

Example 3

Synthesis of absorbing SOG containing 9-anthracene methanol, 2-hydroxy-4(3-trieethoxysilypropoxy)-diphenylketone, and rosolic acid

In a 1-liter flask 297 grams 2-propanol, 148 grams acetone, 93 grams TEOS, 77 grams MTEOS, 20 grams 9-anthracene methanol, 60 grams 2-hydroxy-4(3-trieethoxysilypropoxy)-diphenylketone, 5 grams rosolic acid, 0.5599 grams 0.1 M nitric acid and 71.90 grams deionized water were combined. The flask was refluxed for 4 hours. To the solution, 57 grams of butanol, 88 grams 2-propanol, 44 grams of acetone, 59 grams of ethanol, 9.5 grams deionized water and 3.75 grams of 10% FC 430 (3M, Minneapolis, MN) were added. Thickness= 4248 Å, n= 1.525, k = 0.228

Example 4

Synthesis of absorbing SOG containing 9-anthracene methanol, 2-hydroxy-4(3-trieethoxysilypropoxy)-diphenylketone, and rosolic acid

In a 1-liter flask 297 grams 2-propanol, 148 grams acetone, 108 grams TEOS, 77 grams MTEOS, 10 grams 9-anthracene methanol, 60 grams 2-hydroxy-4(3-trieethoxysilypropoxy)-diphenylketone, 5 grams rosolic acid, 0.5599 grams 0.1 M nitric acid and 72 grams deionized water were combined. The flask was refluxed for 4 hours. To the solution, 57 grams of butanol, 88 grams 2-propanol, 44 grams of acetone, 59 grams of ethanol, 9.5 grams deionized water and 3.75 grams of 10% FC 430 (3M, Minneapolis, MN) were added. Thickness= 4275 Å, n= 1.529, k = 0.124

Example 5**Synthesis of absorbing SOG containing 2-hydroxy-4(3-trieethoxysilypropoxy)-diphenylketone**

5 In a 1-liter flask 297 grams 2-propanol, 148 grams acetone, 123 grams TEOS, 51 grams MTEOS, 60 grams 2-hydroxy-4(3-trieethoxysilypropoxy)-diphenylketone, 0.6 grams 0.1 M nitric acid and 72 grams deionized water were combined. The flask was refluxed for 4 hours. To the solution, 57 grams of butanol, 88 grams 2-propanol, 44 grams of acetone, 59 grams of ethanol, 9.5 grams
10 deionized water and 3.75 grams of 10% FC 430 (3M, Minneapolis, MN) were added. Thickness= 3592 Å, n= 1.563, k = 0.067

Example 6**Synthesis of absorbing SOG containing 9-anthracene methanol**

15 In a 1-liter flask 297 grams 2-propanol, 148 grams acetone, 123 grams TEOS, 77 grams MTEOS, 10 grams 9-anthracene methanol, 0.6 grams 0.1 M nitric acid and 72 grams deionized water were combined. The flask was refluxed for 4 hours. To the solution, 57 grams of butanol, 88 grams 2-propanol, 44 grams of acetone, 59 grams of ethanol, 9.5 grams deionized water and 3.75 grams of 10% FC 430 (3M, Minneapolis, MN) were added. Thickness= 3401 Å, n= 1.433, k =
20 0.106

Example 7**Synthesis of absorbing SOG containing 9-anthracene methanol, 2-hydroxy-4(3-trieethoxysilypropoxy)-diphenylketone, and rosolic acid**

25 In a 1-liter flask 297 grams 2-propanol, 148 grams acetone, 123 grams TEOS, 77 grams MTEOS, 20 grams 2-hydroxy-4(3-trieethoxysilypropoxy)-diphenylketone, 25 grams of 9-anthracene methanol, and 5 grams of rosolic Acid, 0.6 grams 0.1 M nitric acid and 72 grams deionized water were combined. The flask was refluxed for 4 hours. To the solution, 57 grams of butanol, 88 grams 2-propanol, 44 grams of acetone, 59 grams of ethanol, 9.5 grams deionized water and
30 3.75 grams of 10% FC 430 (3M, Minneapolis, MN) were added. Thickness= 3503 Å, n= 1.475, k = 0.193

Example 8**Synthesis of absorbing SOG containing 9-anthracene methanol, 2-hydroxy-4(3-trieothoxysilypropoxy)-diphenylketone, and rosolic acid**

In a 1-liter flask 297 grams 2-propanol, 148 grams acetone, 123 grams
5 TEOS, 77 grams MTEOS, 5 grams 2-hydroxy-4(3-trieothoxysilypropoxy)-
diphenylketone, 25 grams of 9-anthracene methanol, and 5 grams of rosolic Acid,
0.6 grams 0.1 M nitric acid and 72 grams deionized water were combined. The
flask was refluxed for 4 hours. To the solution, 57 grams of butanol, 88 grams 2-
propanol, 44 grams of acetone, 59 grams of ethanol, 9.5 grams deionized water and
10 3.75 grams of 10% FC 430 (3M, Minneapolis, MN) were added. Thickness= 3119
Å, $n= 1.454$, $k = 0.175$

Example 9**Synthesis of absorbing SOG containing 9-anthracene methanol, 2-
15 hydroxy-4(3-trieothoxysilypropoxy)-diphenylketone, rosolic acid, quinizarin,
and alizarin**

In a 1-liter flask 297 grams 2-propanol, 148 grams acetone, 123 grams
TEOS, 77 grams MTEOS, 20 grams 2-hydroxy-4(3-trieothoxysilypropoxy)-
diphenylketone, 25 grams of 9-anthracene methanol, and 5 grams of rosolic acid, 2
grams of quinizarin, 2 grams alizarin, 0.6 grams 0.1 M nitric acid and 72 grams
20 deionized water were combined. The flask was refluxed for 4 hours. To the
solution, 57 grams of butanol, 88 grams 2-propanol, 44 grams of acetone, 59 grams
of ethanol, 9.5 grams deionized water and 3.7 grams of 10% FC 430 (3M,
Minneapolis, MN) were added. Thickness= 3554 Å, $n= 1.489$, $k = 0.193$

Example 10**Synthesis of absorbing SOG containing 9-anthracene methanol, 2-
25 hydroxy-4(3-trieothoxysilypropoxy)-diphenylketone, rosolic acid, and alizarin**

In a 1-liter flask 297 grams 2-propanol, 148 grams acetone, 123 grams
TEOS, 51.5 grams MTEOS, 5 grams 2-hydroxy-4(3-trieothoxysilypropoxy)-
diphenylketone, 25 grams of 9-anthracene methanol, 5 grams of rosolic acid, and 2
30 grams alizarin, 0.5599 grams 0.1 M nitric acid and 71.90 grams deionized water
were combined. The flask was refluxed for 4 hours. To the solution, 56.68 grams
of butanol, 87.99 grams 2-propanol, 44.10 grams of acetone, 59.31 grams of

ethanol, 9.55 grams deionized water and 3.75 grams of 10% FC 430 (3M, Minneapolis, MN) were added. Thickness= 3109 Å, n= 1.454, k = 0.193.

Example 11

Synthesis of absorbing SOG containing 9-anthracene carboxy-methyl triethoxysilane

5 In a 1-liter flask 297 grams 2-propanol, 148 grams acetone, 123 grams TEOS, 77 grams MTEOS, 30 grams 9-anthracene carboxy-methyl triethoxysilane, 0.6 grams 0.1 M nitric acid and 72 grams deionized water were combined. The flask was refluxed for 4 hours. To the solution, 57 grams of butanol, 88 grams 2-
10 propanol, 44 grams of acetone, 59 grams of ethanol, 9.5 grams deionized water and 3.7 grams of 10% FC 430 (3M, Minneapolis, MN) were added. Thickness= 3010 Å, n= 1.377, k = 0.163.

Example 12

Synthesis of absorbing SOG containing 9-anthracene methanol

15 In a 1-liter flask 297 grams 2-propanol, 148 grams acetone, 123 grams TEOS, 77 grams MTEOS, and 10 grams 9-anthracene methanol are combined. The solution is refluxed for 6 hours. A mixture of 0.6 grams 0.1 M nitric acid and 72 grams deionized water are added to the flask. The flask is refluxed for 4 hours. To the solution, 57 grams of butanol, 88 grams 2-propanol, 44 grams of acetone,
20 59 grams of ethanol, 9.5 grams deionized water and 3.75 grams of 10% FC 430 (3M, Minneapolis, MN) are added.

Example 13

Synthesis of absorbing SOG containing 9-anthracene carboxy-methyl triethoxysilane

25 In a 1-liter flask 297 grams 2-propanol, 148 grams acetone, 90 grams TMOS, 59 grams MTMOS, 60 grams 9-anthracene carboxy-methyl triethoxysilane, 0.6 grams 0.1 M nitric acid and 72 grams deionized water are combined. The flask is refluxed for 4 hours. To the solution, 115 grams of butanol, 488 grams 2-propanol, 245 grams of acetone, 329 grams of ethanol, 53
30 grams deionized water and 3.8 grams of 10% FC 430 (3M, Minneapolis, MN) are added.

Example 14

Synthesis of 9-anthracene carboxy-methyl triethoxysilane

In a 2 L flask, 90.0g 9-anthracenecarboxylic acid, 86.0 ml chloromethyltriethoxysilane, 66 ml triethylamine, and 1.25 L methylisobutylketone (MIBK) that had been dried over 4 Å molecular sieves were stirred, heated slowly to reflux and refluxed for 8.5 hours. The solution was transferred to a 2L Teflon bottle and left overnight. A large quantity of solid precipitate formed. The MIBK solution was decanted and roto-evaporated to about 200 g. An equal weight of hexane was added and mixed. A precipitate formed. A 1.75 inch diameter by 2 inch high column of silica gel slurried with 20% ethylacetate / 80% hexane was prepared. The MIBK/hexane solution was passed through the column under pressure and the column washed with 800 ml of 20% ethylacetate / 80% hexane. The solution was filtered to 0.2 µm and roto-evaporated. When the solvent stopped coming off, the temperature was raised to 35°C for 60 minutes. A dark amber oily liquid product was obtained (85g).

Example 15

Synthesis of absorbing SOG containing 9-anthracene carboxy-methyl triethoxysilane

In a 1-liter flask 297 grams (4.798 moles), 2-Propanol, 148 grams (2.558 moles) acetone, 123 grams (0.593 moles) TEOS, 77 grams (0.432 moles) MTEOS, 45 grams (0.102 moles) 9-anthracene carboxy-methyl triethoxysilane, 0.6 grams 0.1 M nitric acid and 72 grams (3.716 moles) deionized water were combined. The flask was refluxed for 4 hours. To the solution, 43 grams (0.590 moles) of butanol and 1260 grams (8.344 moles) of ethyl lactate were added. Thickness=1156 Å, n=1.502, k = 0.446.

Example 16

Synthesis of absorbing SOG containing 9-anthracene carboxy-methyl triethoxysilane

In a 1-liter flask 297 grams (4.798 moles) 2-propanol, 148 grams (2.558 moles) acetone, 123 grams (0.593 moles) TEOS, 77 grams (0.432 moles) MTEOS, 30 grams (0.102 moles) 9-anthracene carboxy-methyl triethoxysilane, 0.6 grams 0.1 M nitric acid and 72 grams (3.716 moles) deionized water were combined. The

flask was refluxed for 4 hours. To the solution, 57 grams (0.769 moles) of Butanol, 88 grams (1.422 moles) 2-propanol, 44 grams (0.758 moles) of acetone, 59 grams (1.227 moles) of ethanol, 9.5 grams (0.528 moles) deionized water and 3.7 grams of 10% FC 430 were added. Thickness=1385 Å, n= 1.324, k = 0.533.

5

Example 17**Synthesis of absorbing SOG containing 9-anthracene carboxy-methyl triethoxysilane**

In a 1-liter flask 297 grams (4.798 moles), 2-propanol, 148 grams (2.558 moles) acetone, 123 grams (0.593 moles) TEOS, 77 grams (0.432 moles) MTEOS, 10 45 grams (0.102 moles) 9-anthracene carboxy-methyl triethoxysilane, 0.6 grams 0.1 M nitric acid and 72 grams (3.716 moles) deionized water were combined. The flask was refluxed for 4 hours. To the solution, 43 grams (0.590 moles) of butanol and 981 grams (8.301 moles) of propasol-p were added. Thickness=1407 Å, n= 1.334, k = 0.551.

15

Example 18**Synthesis of absorbing SOG containing 9-anthracene carboxy-methyl triethoxysilane**

A 6L jacketed reactor equipped with a nitrogen inlet, dry ice condenser and a mechanical stirrer is charged with 5000mL hexanes 720mL ethanol, 65mL water 20 and 120g of a 10% by weight tetrabutylammonium chloride hydrate solution in water. The mixture is equilibrated for 0.5hr with stirring at 25°C. A mixture of trichlorosilane (377.4g, 2.78Mol), methyltrichlorosilane (277.7g, 1.86Mol), and (203.8g, 0.46Mol) 9-anthracene carboxy-methyl triethoxysilane is added to the reactor using a peristaltic pump over a period of 70 minutes. Upon completion of 25 the silane and absorbing compound addition, hexane is pumped through the lines for 10 minutes. The reaction is stirred for 2.3 hours, the ethanol/H₂O layer is removed and then the remaining hexane solution filtered through a 3 micron (µm) filter, followed by a 1µm filter. To the solution, (3957g, 45.92Mol) hexane is added.

Example 19**Synthesis of absorbing SOG containing 9-anthracene carboxy-methyl triethoxysilane**

In a 5 L flask, 508.8 grams (3.10 Mol) of triethoxysilane (HTEOS), 135.8 g
5 (0.31Mol) 9-anthracene carboxy-methyl triethoxysilane, and 508.8 g (8.77 Mol) of
acetone are mixed by magnetic stirring and cooled to below 20°C. A mixture of
508.8 g (8.77 Mol) of acetone, 46.69 g (2.59 Mol H₂O, 0.0009 Mol HNO₃) of 0.02N
nitric acid, and 37.03 g (2.06 Mol) of deionized water are added slowly through a
dropping funnel to the mixture in the 5 L flask over a 45 minute period,
10 maintaining the temperature below 20°C. The solution is refluxed for 8 hours. To
the solution, 4631g (30.67Mol) ethyl lactate is added.

Example 20**Synthesis of absorbing SOG containing phenyltriethoxysilane**

In a 1-liter flask 297 grams (4.798 moles) 2-propanol, 148 grams (2.558
15 moles) acetone, 123 grams (0.593 moles) TEOS, 104 grams (0.432 moles)
phenyltriethoxysilane, 0.6 grams 0.1 M nitric acid and 72 grams (3.716 moles)
deionized water were combined. The flask was refluxed for 4 hours. To the
solution, 57 grams (0.769 moles) of Butanol, 88 grams (1.422 moles) 2-propanol,
44 grams (0.758 moles) of acetone, 59 grams (1.227 moles) of ethanol, 9.5 grams
20 (0.528 moles) deionized water were added. Thickness=1727 Å, n= 1.957, k =
0.384.

Example 21**Synthesis of absorbing SOG containing phenyltriethoxysilane**

In a 1-liter flask 297 grams (4.798 moles) 2-propanol, 148 grams (2.558
25 moles) acetone, 93 grams (0.448 moles) TEOS, 37 grams (0.209 moles) MTEOS,
100 grams (0.418 moles) phenyltriethoxysilane, 0.6 grams 0.1 M nitric acid and 72
grams (3.716 moles) deionized water were combined. The flask was refluxed for 4
hours. To the solution, 57 grams (0.769 moles) of Butanol, 88 grams (1.422 moles)
2-propanol, 44 grams (0.758 moles) of acetone, 59 grams (1.227 moles) of ethanol,
30 9.5 grams (0.528 moles) deionized water were added. Thickness=1325 Å, n=
1.923, k = 0.364.

Example 22**Synthesis of absorbing SOG containing phenyltriethoxysilane**

In a 1-liter flask 297 grams (4.798 moles) 2-propanol, 148 grams (2.558 moles) acetone, 119 grams (0.573 moles) TEOS, 27 grams (0.153 moles) MTEOS
5 74 grams (0.306 moles) phenyltriethoxysilane, 0.6 grams 0.1 M nitric acid and 72 grams (3.716 moles) deionized water were combined. The flask was refluxed for 4 hours. To the solution, 57 grams (0.769 moles) of Butanol, 88 grams (1.422 moles) 2-propanol, 44 grams (0.758 moles) of acetone, 59 grams (1.227 moles) of ethanol, 9.5 grams (0.528 moles) deionized water were added. Thickness=1286 Å, n=
10 1.889, k = 0.286.

Example 23**Synthesis of absorbing SOG containing phenyltriethoxysilane**

In a 1-liter flask 297 grams (4.798 moles) 2-propanol, 148 grams (2.558 moles) acetone, 73 grams (0.351 moles) TEOS, 45 grams (0.251 moles) MTEOS
15 121 grams (0.503 moles) phenyltriethoxysilane, 0.6 grams 0.1 M nitric acid and 72 grams (3.716 moles) deionized water were combined. The flask was refluxed for 4 hours. To the solution, 57 grams (0.769 moles) of Butanol, 88 grams (1.422 moles) 2-propanol, 44 grams (0.758 moles) of acetone, 59 grams (1.227 moles) of ethanol, 9.5 grams (0.528 moles) deionized water were added. Thickness=1047 Å, n=
20 1.993, k = 0.378.

Example 24**Synthesis of absorbing SOG containing phenyltriethoxysilane and 2-hydroxy-4(3-triethoxysilypropoxy)-diphenylketone**

In a 1-liter flask 297 grams (4.798 moles) 2-propanol, 148 grams (2.558
25 moles) acetone, 73 grams (0.351 moles) TEOS, 45 grams (0.251 moles) MTEOS, 103 grams (0.428 moles) phenyltriethoxysilane, 12 grams (0.0298 moles) 2-hydroxy-4(3-triethoxysilypropoxy)-diphenylketone, 0.6 grams 0.1 M nitric acid and 72 grams (3.716 moles) deionized water were combined. The flask was refluxed for 4 hours. To the solution, 57 grams (0.769 moles) of butanol, 88 grams
30 (1.422 moles) 2-propanol, 44 grams (0.758 moles) of acetone, 59 grams (1.227 moles) of ethanol, 9.5 grams (0.528 moles) deionized water were added. Thickness=1514 Å, n= 1.969, k = 0.325.

Although the invention has been described with reference to particular examples, the description is only an example of the invention's application and should not be taken as a limitation. Various adaptations and combinations of features of the examples disclosed are within the scope of the invention as defined

5 by the following claims.

CLAIMS

We claim:

1. An absorbing spin-on-glass composition comprising a siloxane polymer and an incorporatable organic absorbing compound that strongly absorbs
5 light over at least an approximately 10 nm wide wavelength range, the range at wavelengths less than about 375 nm.
2. The composition of Claim 1 wherein the range is at wavelengths less than about 260 nm.
3. The composition of Claim 1 wherein the organic absorbing
10 compound comprises from one to three benzene rings and a reactive group selected from the group consisting of hydroxyl groups, amine groups, carboxylic acid groups, and substituted silyl groups with silicon bonded to at least one substituent selected from the group consisting of alkoxy groups and halogen atoms.
4. The composition of Claim 3 wherein the organic absorbing
15 compound comprises a reactive group selected from the group consisting of siliconethoxy, silicondiethoxy, silicontriethoxy, siliconmethoxy, silicondimethoxy, silicontrimethoxy, chlorosilyl, dichlorosilyl, and trichlorosilyl groups.
5. The composition of Claim 3 wherein the organic absorbing compound comprises a silicontriethoxy reactive group.
- 20 6. The composition of Claim 3 wherein the reactive group is directly bonded to a benzene ring.
7. The composition of Claim 3 wherein the reactive group is attached to a benzene ring through a hydrocarbon bridge.
8. The composition of Claim 3 wherein the organic absorbing
25 compound further comprises an azo group.
9. The composition of Claim 8 wherein the organic absorbing compound comprises an absorbing compound selected from the group consisting

of anthraflavic acid, 9-anthracene carboxylic acid, 9-anthracene methanol, alizarin, quinizarin, primuline, 2-hydroxy-4(3-triethoxysilylpropoxy)-diphenylketone, rosolic acid, triethoxysilylpropyl-1,8-naphthalimide, 9-anthracene carboxy-methyl triethoxysilane, phenyltriethoxysilane, 4-phenylazophenol, and mixtures thereof.

5

10. The composition of Claim 3 wherein the organic absorbing compound comprises an absorbing compound selected from the group consisting of 9-anthracene methanol, alizarin, quinizarin, 2-hydroxy-4(3-triethoxysilylpropoxy)-diphenylketone, rosolic acid, 9-anthracene
10 carboxy-methyl triethoxysilane, phenyltriethoxysilane, and mixtures thereof.

11. The composition of Claim 10 wherein the organic absorbing compound comprises 9-anthracene carboxy-methyl triethoxysilane.

12. The composition of Claim 10 wherein the organic absorbing compound comprises phenyltriethoxysilane.

15 13. The composition of Claim 1 wherein the siloxane polymer is a polymer selected from the group consisting of methylsiloxane, methylsilsesquioxane, phenylsiloxane, phenylsilsesquioxane, methylphenylsiloxane, methylphenylsilsesquioxane, and silicate polymers.

20 14. The composition of Claim 11 wherein the siloxane polymer is a polymer selected from the group consisting of methylsiloxane, methylsilsesquioxane, phenylsiloxane, phenylsilsesquioxane, methylphenylsiloxane, methylphenylsilsesquioxane, and silicate polymers.

25 15. The composition of Claim 1 wherein the siloxane polymer is a polymer selected from the group consisting of hydrogensiloxane, hydrogensilsesquioxane, organohydridosiloxane, and organohydridosilsesquioxane polymers; and copolymers of hydrogensilsesquioxane and an alkoxyhydridosiloxane or hydroxyhydridosiloxane.

16. The composition of Claim 15 wherein the siloxane polymer is a polymer of a general formula selected from the group consisting of $(\text{H}_{0-1.0}\text{SiO}_{1.5-2.0})_x$, where x is greater than about 8, and $(\text{H}_{0-1.0}\text{SiO}_{1.5-2.0})_n(\text{R}_{0-1.0}\text{SiO}_{1.5-2.0})_m$, where m is greater than 0, the sum of n and m is
5 from about 8 to about 5000 and R is a C₁-C₂₀ alkyl group or a C₆-C₁₂ aryl group.

17. A coating solution comprising the absorbing spin-on-glass composition of Claim 1 and a solvent or a solvent mixture.

18. The coating solution of Claim 17 wherein the solution is between about 0.5% and about 20% by weight absorbing spin-on-glass composition.

10 19. The coating solution of Claim 18 wherein the solvent is selected from the group consisting of ethyl lactate and propylene glycol propyl ether.

20. A film comprising an absorbing spin-on-glass composition, the composition comprising a siloxane polymer and an incorporatable organic absorbing compound that strongly absorbs light over at least an approximately 10
15 nm wide wavelength range, the range at wavelengths less than about 375 nm.

21. The film of Claim 20 wherein the range is at wavelengths less than about 260 nm.

22. The film of Claim 20 wherein the organic absorbing compound comprises from one to three benzene rings and a reactive group selected from the
20 group consisting of hydroxyl groups, amine groups, carboxylic acid groups, and substituted silyl groups with silicon bonded to at least one substituent selected from the group consisting of alkoxy groups and halogen atoms.

23. An integrated circuit device comprising an absorbing spin-on-glass composition, the composition comprising a siloxane polymer and an incorporatable
25 organic absorbing compound that strongly absorbs light over at least an approximately 10 nm wide wavelength range, the range at wavelengths less than about 375 nm.

24. The device of Claim 23 wherein the range is at wavelengths less than about 260 nm.

25. The device of Claim 23 wherein the organic absorbing compound comprises from one to three benzene rings and a reactive group selected from the group consisting of hydroxyl groups, amine groups, carboxylic acid groups, and substituted silyl groups with silicon bonded to at least one substituent selected from the group consisting of alkoxy groups and halogen atoms.

26. A method of making an absorbing spin-on-glass composition comprising:

10 combining one or more silane reactants selected from the group consisting of alkoxysilanes and halosilanes, one or more incorporatable organic absorbing compounds, an acid/water mixture, and one or more solvents to form a reaction mixture; and

15 refluxing the reaction mixture to form the absorbing spin-on-glass composition.

27. The method of Claim 26 wherein the one or more organic absorbing compound comprises from one to three benzene rings and a reactive group selected from the group consisting of hydroxyl groups, amine groups, carboxylic acid groups, and substituted silyl groups with silicon bonded to at least one substituent selected from the group consisting of alkoxy groups and halogen atoms.

28. The method of Claim 27 wherein the one or more organic absorbing compound further comprises an azo group.

29. The method of Claim 28 wherein the one or more organic absorbing compound comprises an absorbing compound selected from the group consisting of anthraflavic acid, 9-anthracene carboxylic acid, 9-anthracene methanol, alizarin, quinizarin, primuline, 2-hydroxy-4(3-triethoxysilylpropoxy)-diphenylketone, rosolic acid, triethoxysilylpropyl-1,8-naphthalimide, 9-anthracene carboxy-methyl triethoxysilane, phenyltriethoxysilane, 4-phenylazophenol, and mixtures thereof.

30. The method of Claim 26 wherein the one or more silane reactants are selected from the group consisting of triethoxysilane, tetraethoxysilane, methyltriethoxysilane, dimethyldiethoxysilane, tetramethoxysilane, methyltrimethoxysilane, trimethoxysilane, dimethyldimethoxysilane, 5 phenyltriethoxysilane, phenyltrimethoxysilane, diphenyldiethoxysilane, and diphenyldimethoxysilane, trichlorosilane, methyltrichlorosilane, ethyltrichlorosilane, phenyltrichlorosilane, tetrachlorosilane, chlorotriethoxysilane, chlorotrimethoxysilane, chloromethyltriethoxysilane, chloroethyltriethoxysilane, chlorophenyltriethoxysilane, chloromethyltrimethoxysilane, 10 chloroethyltrimethoxysilane, and chlorophenyltrimethoxysilane.

31. The method of Claim 30 wherein the one or more silane reactants are tetraethoxysilane and methyltriethoxysilane.

32. The method of Claim 26 wherein the acid/water mixture is a nitric acid/water mixture.

15 33. A method of making an absorbing spin-on-glass composition comprising:

combining one or more alkoxysilanes, or, one or more halosilanes; one or more incorporatable organic absorbing compounds; and one or more solvents to form a first reaction mixture;

20 refluxing the first reaction mixture;

adding an acid/water mixture to the first reaction mixture to form a second reaction mixture.

refluxing the second reaction mixture to form the absorbing spin-on-glass composition.

25 34. A method of making a coating solution containing an absorbing spin-on-glass polymer comprising:

combining one or more alkoxysilanes, or, one or more halosilanes; one or more incorporatable organic absorbing compounds; an acid/water mixture; and one or more solvents to form a reaction mixture; and

refluxing the reaction mixture to form an absorbing spin-on-glass polymer;

35. The method of Claim 34 further comprising adding one or more dilutant solvents to the absorbing spin-on-glass composition to produce a coating
5 solution.

36. The method of Claim 35 wherein the coating solution is between about 0.5 % and about 20 % absorbing spin-on-glass polymer.

37. A method of making an absorbing spin-on-glass composition comprising:

10 combining a polar solvent, a non-polar solvent and a phase transfer catalyst to form a first reaction mixture;

adding an organotrihalosilane, a hydridohalosilane, and one or more incorporatable organic absorbing compounds to the first reaction mixture to form a second reaction mixture; and

15 allowing the second reaction mixture to react to form the absorbing spin-on-glass composition.

38. An organic absorbing compound comprising the chemical composition 9-anthracene carboxy-methyl triethoxysilane.

39. A process of making 9-anthracene carboxy-methyl triethoxysilane
20 comprising:

combining 9-anthracene carboxylic acid, chloromethyltriethoxysilane, triethylamine, and a solvent to form a reaction mixture;

refluxing the reaction mixture;

25 cooling the refluxed reaction mixture to form a precipitate and a remaining solution; and

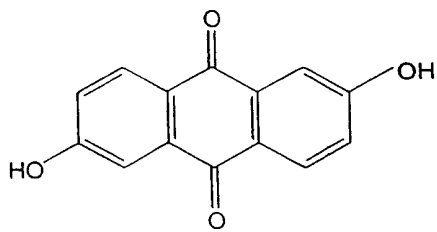
filtering the remaining solution to produce liquid 9-anthracene carboxy-methyl triethoxysilane.

40. The process of Claim 39 wherein filtering the remaining solution comprises:

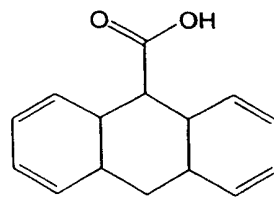
roto-evaporating the remaining solution;

passing the roto-evaporated solution through a silica gel column; and

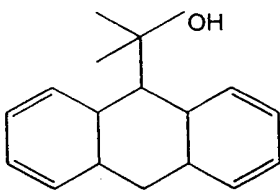
5 roto-evaporating the solution passed through the silica gel column.



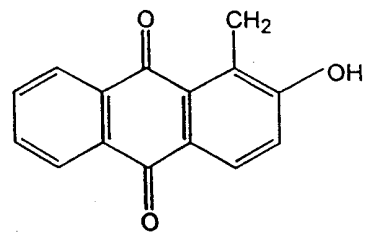
anthraflavic acid
1



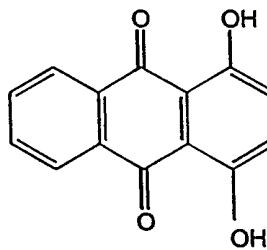
9-anthracene carboxylic acid
2



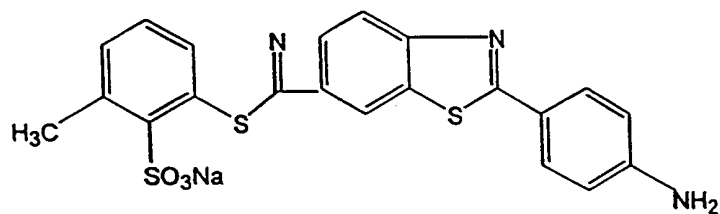
9-anthracene methanol
3



alizarin
4

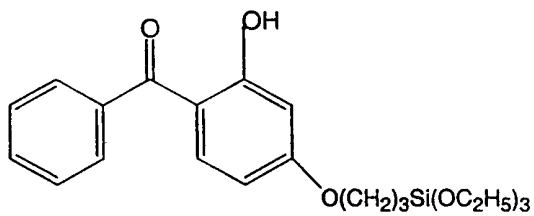


quinizarin
5

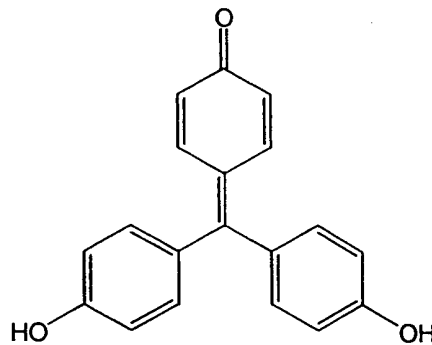


primuline
6

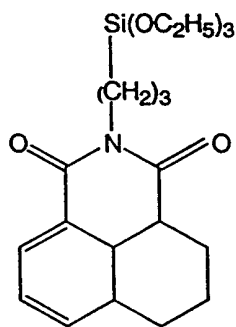
Fig. 1a



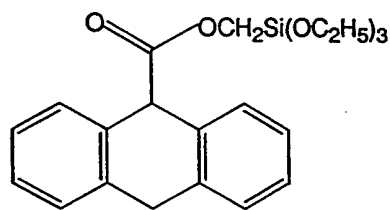
2-hydroxy-4-(3-triethoxysilylpropoxy)-
diphenylketone
7



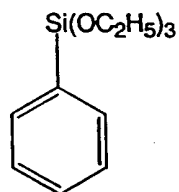
rosolic acid
8



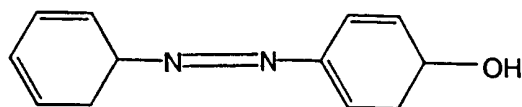
triethoxysilylpropyl-1,8-naphthalimide
9



9-anthracene carboxy-methyl triethoxysilane
10



phenyltriethoxysilane
11



4-phenylazophenol
12

Fig 16

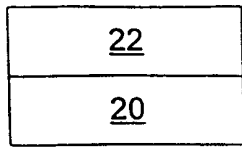


Fig. 2a

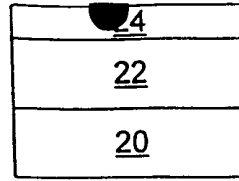


Fig. 2b

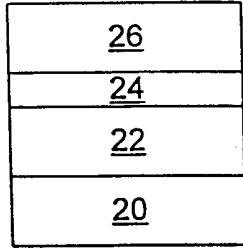


Fig. 2c

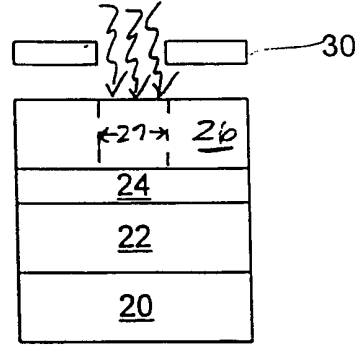


Fig. 2d

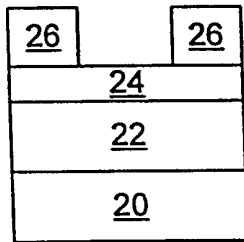


Fig. 2e

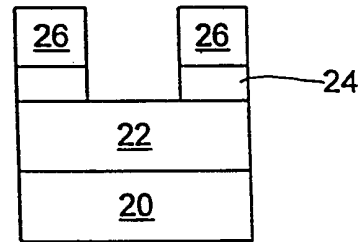


Fig. 2f

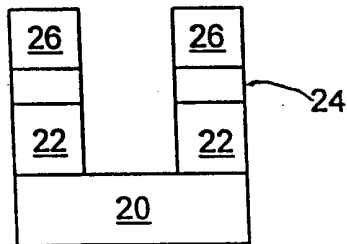


Fig. 2g

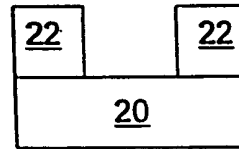


Fig. 2h

INTERNATIONAL SEARCH REPORT

International Application No

PCT/US 00/15772

A. CLASSIFICATION OF SUBJECT MATTER

IPC 7 G03F7/09 H01L21/027 C08G77/14 C08G77/50 C07F7/18
 C08K5/00 C09D183/04

According to International Patent Classification (IPC) or to both national classification and IPC

B. FIELDS SEARCHED

Minimum documentation searched (classification system followed by classification symbols)

IPC 7 G03F H01L C08G C09D C07F C08K

Documentation searched other than minimum documentation to the extent that such documents are included in the fields searched

Electronic data base consulted during the international search (name of data base and, where practical, search terms used)

EPO-Internal, WPI Data, CHEM ABS Data

C. DOCUMENTS CONSIDERED TO BE RELEVANT

Category	Citation of document, with indication, where appropriate, of the relevant passages	Relevant to claim No.
X	US 5 100 503 A (ALLMAN DERRYL D J ET AL) 31 March 1992 (1992-03-31) cited in the application	1
A	column 7, line 15 - line 18 ---	1-40
A	US 5 693 691 A (BREWER TERRY LOWELL ET AL) 2 December 1997 (1997-12-02) column 1, paragraph 1; figure 1 abstract ---	1-40
A	US 4 587 138 A (YAU LEOPOLDO D ET AL) 6 May 1986 (1986-05-06) cited in the application the whole document ---	1-40
A	EP 0 851 300 A (FUJI PHOTO FILM CO LTD) 1 July 1998 (1998-07-01) the whole document ---	1-40
	-/--	



Further documents are listed in the continuation of box C.



Patent family members are listed in annex.

Special categories of cited documents :

"A" document defining the general state of the art which is not considered to be of particular relevance

"E" earlier document but published on or after the international filing date

"L" document which may throw doubts on priority claim(s) or which is cited to establish the publication date of another citation or other special reason (as specified)

"O" document referring to an oral disclosure, use, exhibition or other means

"P" document published prior to the international filing date but later than the priority date claimed

"T" later document published after the international filing date or priority date and not in conflict with the application but cited to understand the principle or theory underlying the invention

"X" document of particular relevance; the claimed invention cannot be considered novel or cannot be considered to involve an inventive step when the document is taken alone

"Y" document of particular relevance; the claimed invention cannot be considered to involve an inventive step when the document is combined with one or more other such documents, such combination being obvious to a person skilled in the art.

"&" document member of the same patent family

Date of the actual completion of the international search

14 September 2000

Date of mailing of the international search report

25/09/2000

Name and mailing address of the ISA

European Patent Office, P.B. 5818 Patentlaan 2
 NL - 2280 HV Rijswijk
 Tel. (+31-70) 340-2040, Tx. 31 651 epo nl,
 Fax: (+31-70) 340-3016

Authorized officer

Heywood, C

INTERNATIONAL SEARCH REPORT

International Application No

PCT/US 00/15772

C.(Continuation) DOCUMENTS CONSIDERED TO BE RELEVANT

Category	Citation of document, with indication, where appropriate, of the relevant passages	Relevant to claim No.
A	US 5 677 112 A (KOBAYASHI SATOSHI ET AL) 14 October 1997 (1997-10-14) cited in the application the whole document ---	1-40
X	US 4 308 371 A (TANAKA KAZUNOBU ET AL) 29 December 1981 (1981-12-29) example 7 ---	1-6,9, 12,13, 17,23, 26,27, 29-31
X	US 5 455 208 A (ZUPANCIC JOSEPH J ET AL) 3 October 1995 (1995-10-03) example X ---	1-6,9, 12,23
X	US 5 359 022 A (MAUTNER KONRAD ET AL) 25 October 1994 (1994-10-25) example 5 ---	1-6,9, 12,13, 17,23,26
X	DATABASE WPI Section Ch, Week 199302 Derwent Publications Ltd., London, GB; Class A26, AN 1993-015995 XP002147397 & SU 1 712 374 A (CHEBOKSARY KHIMPROM PRODN ASSOC), 15 February 1992 (1992-02-15) abstract ---	1,2
X	US 5 034 189 A (COX MARY E ET AL) 23 July 1991 (1991-07-23) column 14, line 56 -column 15, line 6 ---	1,23
X	US 4 816 049 A (IZUMITANI TETSURO ET AL) 28 March 1989 (1989-03-28) examples 5,8,11 ---	1-10,12, 13,17, 23,26
X	US 5 583 195 A (ECKBERG RICHARD P) 10 December 1996 (1996-12-10) example 9 ---	1-3, 20-25
X	US 5 414 069 A (CUMMING WILLIAM J ET AL) 9 May 1995 (1995-05-09) examples 5,9,10 ---	1,2,20, 21,23,24
	-/--	

INTERNATIONAL SEARCH REPORT

International Application No
PCT/US 00/15772

C.(Continuation) DOCUMENTS CONSIDERED TO BE RELEVANT		
Category °	Citation of document, with indication, where appropriate, of the relevant passages	Relevant to claim No.
X	<p>DATABASE WPI Section Ch, Week 199325 Derwent Publications Ltd., London, GB; Class A26, AN 1993-200578 XP002147398 & JP 05 125187 A (SHOWA DENKO KK), 21 May 1993 (1993-05-21) abstract</p> <p style="text-align: center;">---</p>	<p>1-4, 6, 13-15</p>
X	<p>EP 0 902 067 A (LUCENT TECHNOLOGIES INC) 17 March 1999 (1999-03-17) claims; example 10</p> <p style="text-align: center;">-----</p>	<p>1-6, 9, 12, 20-24</p>

INTERNATIONAL SEARCH REPORT

Information on patent family members

International Application No

PCT/US 00/15772

Patent document cited in search report		Publication date	Patent family member(s)	Publication date
US 5100503	A	31-03-1992	US 5302198 A	12-04-1994
			DE 69213482 D	17-10-1996
			DE 69213482 T	18-06-1998
			EP 0494744 A	15-07-1992
			JP 2999603 B	17-01-2000
			JP 5027444 A	05-02-1993
			US 5472488 A	05-12-1995
			US 5527872 A	18-06-1996
			US 5665845 A	09-09-1997
			US 5152834 A	06-10-1992
US 5693691	A	02-12-1997	AT 195025 T	15-08-2000
			DE 69518171 D	31-08-2000
			EP 0858615 A	19-08-1998
			JP 11511194 T	28-09-1999
			WO 9707145 A	27-02-1997
			US 5919598 A	06-07-1999
US 4587138	A	06-05-1986	CN 85104650 A, B	10-06-1986
			US 4620986 A	04-11-1986
EP 0851300	A	01-07-1998	JP 10186671 A	14-07-1998
			JP 10239837 A	11-09-1998
US 5677112	A	14-10-1997	DE 69400107 D	25-04-1996
			DE 69400107 T	12-12-1996
			EP 0636941 A	01-02-1995
			JP 7316268 A	05-12-1995
			US 5576359 A	19-11-1996
US 4308371	A	29-12-1981	JP 1336925 C	11-09-1986
			JP 55165922 A	24-12-1980
			JP 61000854 B	11-01-1986
			DE 3022308 A	18-12-1980
US 5455208	A	03-10-1995	FR 2692249 A	17-12-1993
			US 5328976 A	12-07-1994
			US 5242866 A	07-09-1993
			CA 2023378 A	07-10-1993
			US 5340777 A	23-08-1994
			EP 0618937 A	12-10-1994
			JP 2584589 B	26-02-1997
			JP 6511280 T	15-12-1994
			WO 9313159 A	08-07-1993
			WO 9420430 A	15-09-1994
US 5359022	A	25-10-1994	DE 4132697 A	08-04-1993
			CA 2078918 A	02-04-1993
			DE 59200243 D	21-07-1994
			EP 0535687 A	07-04-1993
			ES 2055632 T	16-08-1994
			JP 2114356 C	06-12-1996
			JP 5214104 A	24-08-1993
			JP 7039493 B	01-05-1995
SU 1712374	A	15-02-1992	NONE	
US 5034189	A	23-07-1991	NONE	

INTERNATIONAL SEARCH REPORT

Information on patent family members

International Application No

PCT/US 00/15772

Patent document cited in search report	Publication date	Patent family member(s)	Publication date
US 4816049 A	28-03-1989	JP 1779009 C	13-08-1993
		JP 4066823 B	26-10-1992
		JP 62017043 A	26-01-1987
		JP 1750849 C	08-04-1993
		JP 4015178 B	17-03-1992
		JP 62017045 A	26-01-1987
		JP 62036044 A	17-02-1987
		JP 1779010 C	13-08-1993
		JP 4066827 B	26-10-1992
		JP 62036045 A	17-02-1987
US 5583195 A	10-12-1996	DE 19639313 A	03-04-1997
		FR 2739385 A	04-04-1997
		GB 2305671 A,B	16-04-1997
		JP 9183853 A	15-07-1997
US 5414069 A	09-05-1995	NONE	
JP 5125187 A	21-05-1993	NONE	
EP 0902067 A	17-03-1999	US 5962067 A	05-10-1999
		JP 11189437 A	13-07-1999