



US00D978552S

(12) **United States Design Patent**
Ding et al.

(10) **Patent No.:** **US D978,552 S**

(45) **Date of Patent:** **** Feb. 21, 2023**

(54) **SOFA CHAIR**

(71) Applicant: **Anji Longwin Furniture Co., Ltd.**,
Huzhou (CN)

(72) Inventors: **Chen Ding**, Huzhou (CN); **Chenlu Pan**, Huzhou (CN); **Zhongjian Huang**, Huzhou (CN)

(73) Assignee: **Anji Longwin Furniture Co., Ltd.**,
Huzhou (CN)

(**) Term: **15 Years**

(21) Appl. No.: **29/768,925**

(22) Filed: **Feb. 2, 2021**

(30) **Foreign Application Priority Data**

Dec. 30, 2020 (CN) 202030818493.6

(51) **LOC (14) Cl.** **06-01**

(52) **U.S. Cl.**
USPC **D6/374**

(58) **Field of Classification Search**

USPC D6/334-347, 367, 369, 370, 371,
D6/373-375, 377, 378, 379, 381, 382,
D6/717
CPC A47C 7/18; A47C 7/22; A47C 7/24; A47C
7/54; A47C 7/541; A47C 7/543; A47C
7/546; A47C 17/02; A47C 17/04; A47C
15/002; A47C 5/043

See application file for complete search history.

(56) **References Cited**

U.S. PATENT DOCUMENTS

D178,888 S * 10/1956 Keal D6/334
D580,664 S * 11/2008 Cramer D6/334

D761,582 S * 7/2016 Armani D6/369
D815,449 S * 4/2018 Hannoosh D6/374
D845,016 S * 4/2019 Akkad D6/364
D880,180 S * 4/2020 Czaja D6/364
D904,771 S * 12/2020 Nigro D6/377
D914,386 S * 3/2021 Li D6/374
D938,182 S * 12/2021 Li D6/369
D948,226 S * 4/2022 Gam D6/334
D959,868 S * 8/2022 Li D6/334

FOREIGN PATENT DOCUMENTS

CN 305985752 S 8/2020

* cited by examiner

Primary Examiner — Mary Ann Calabrese

Assistant Examiner — Mark David Wolfley

(74) *Attorney, Agent, or Firm* — Olive Law Group, PLLC


(57) **CLAIM**

The ornamental design for a sofa chair, as shown and described.

DESCRIPTION

FIG. 1 is a front facing perspective view of a sofa chair; FIG. 2 is a front view thereof; FIG. 3 is a rear view thereof; FIG. 4 is a left side view thereof, with the right side being a mirror image thereof; and, FIG. 5 is a top view thereof. The right side view is a mirror image of the left side. The bottom view is not seen during normal use. Therefore, both of them are omitted. The broken lines shown in the drawings are for the purpose of illustrating portions of the article and form no part of the claimed design.

1 Claim, 5 Drawing Sheets






FIG. 1




FIG. 2

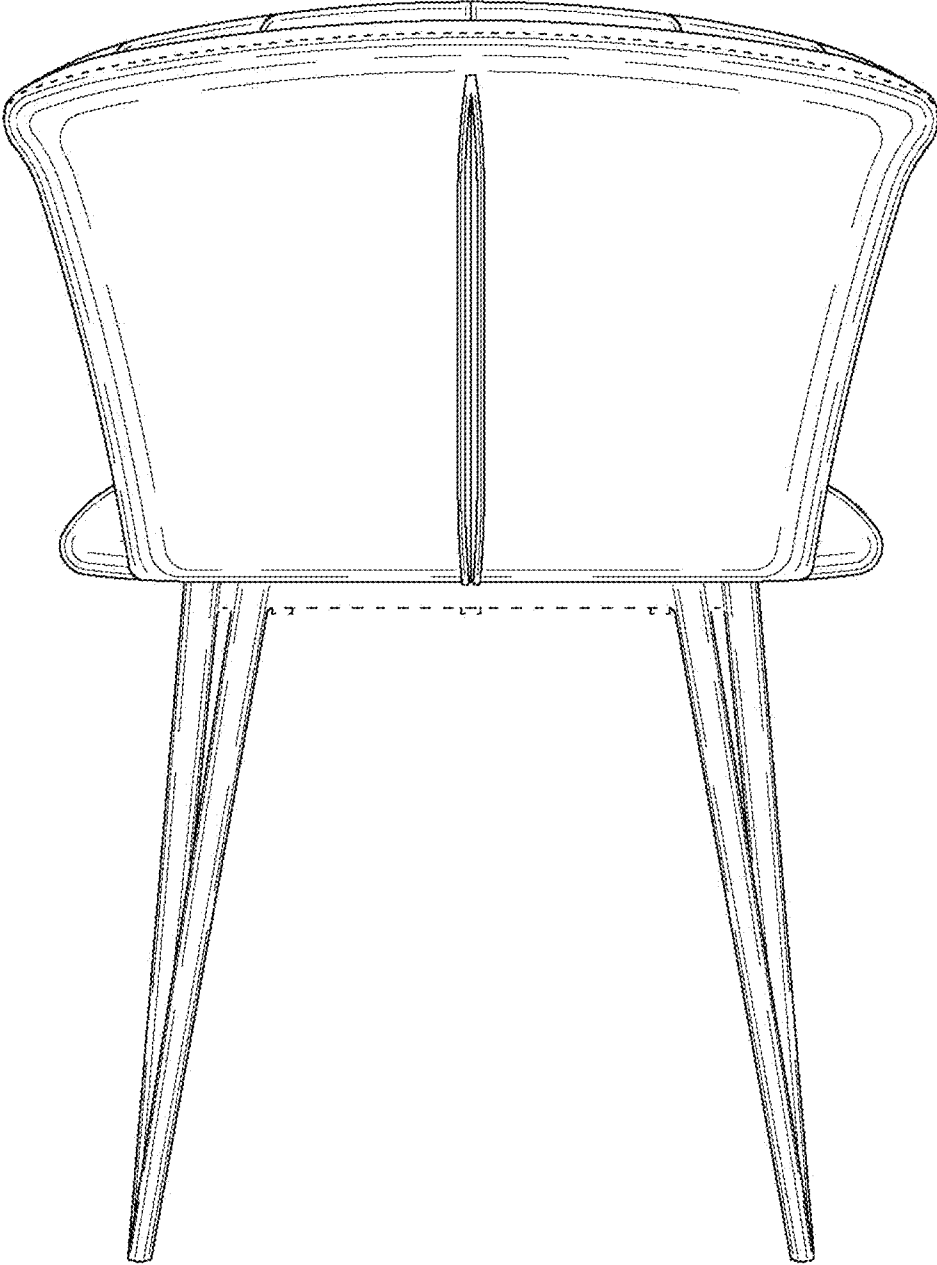


FIG. 3




FIG. 4

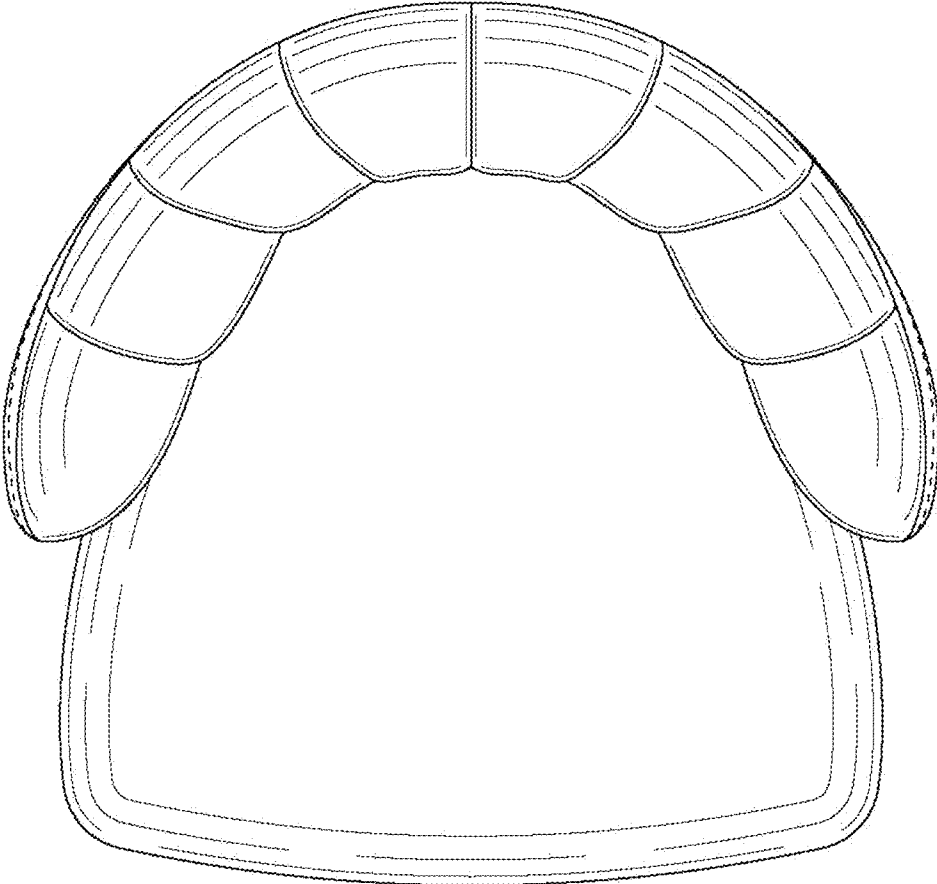


FIG. 5