



US00D998334S

(12) **United States Design Patent**
Golterman

(10) **Patent No.:** **US D998,334 S**

(45) **Date of Patent:** **** Sep. 12, 2023**

(54) **COMBINATION FREIGHT CONTAINER AND BASE**

7,878,327 B2 *	2/2011	Cassina	B65D 19/10
			220/9.4
10,618,715 B2 *	4/2020	Paul	B65D 19/0073
2005/0092639 A1 *	5/2005	Schutz	B65D 77/0466
			206/386
2016/0312423 A1 *	10/2016	Kohn	E01H 10/007

(71) Applicant: **Greif International Holding B.V.**,
Amstelveen (NL)

(72) Inventor: **Berend Golterman**, Europoort (NL)

(**) Term: **15 Years**

(21) Appl. No.: **35/512,856**

(22) Filed: **May 4, 2021**

(80) **Hague Agreement Data**

Int. Filing Date: **May 4, 2021**
 Int. Reg. No.: **DM/214242**
 Int. Reg. Date: **May 4, 2021**
 Int. Reg. Pub. Date: **Nov. 5, 2021**

(30) **Foreign Application Priority Data**

Nov. 6, 2020 (EM) 008261002-0001
 Nov. 6, 2020 (EM) 008261002-0002

(51) **LOC (14) Cl.** **03-01**

(52) **U.S. Cl.**
USPC **D3/272; D23/202**

(58) **Field of Classification Search**
USPC D3/272; D12/413; D23/202
CPC B65D 88/128; B65D 88/12; B65D 88/30;
B65D 19/38

See application file for complete search history.

(56) **References Cited**

U.S. PATENT DOCUMENTS

6,202,844 B1 * 3/2001 Sedlmayr B65D 77/0466
206/386
6,668,735 B2 * 12/2003 Cassina B65D 19/004
108/57.25

OTHER PUBLICATIONS

Tank Management & Maintenance, "Schutz IBC Totes", Cached on Oct. 19, 2019 via web.archive.org. (<https://www.tmmssupplies.com/schutztotes.html>) (Year: 2019).*

IBC Tanks, "275 Gallon New Ibc Tote", Cached on Apr. 22, 2020 via web.archive.org. (<https://www.ibctanks.com/275gallon-new>) (Year: 2020).*

* cited by examiner

Primary Examiner — April Rivas

(57) **CLAIM**

The ornamental design for a combination freight container and base, as shown and described.

DESCRIPTION

1.1 is a perspective view of a combination freight container and base in accordance with the present invention;

1.2 is a front elevational view of the combination freight container and base of Fig. **1.1**;

1.3 is a side elevational view of a first side of the combination freight container and base of Fig. **1.1**;

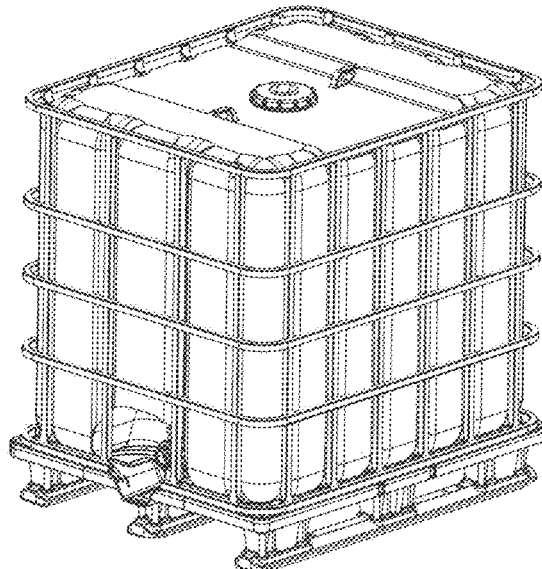
1.4 is a rear elevational view of the combination freight container and base of Fig. **1.1**;

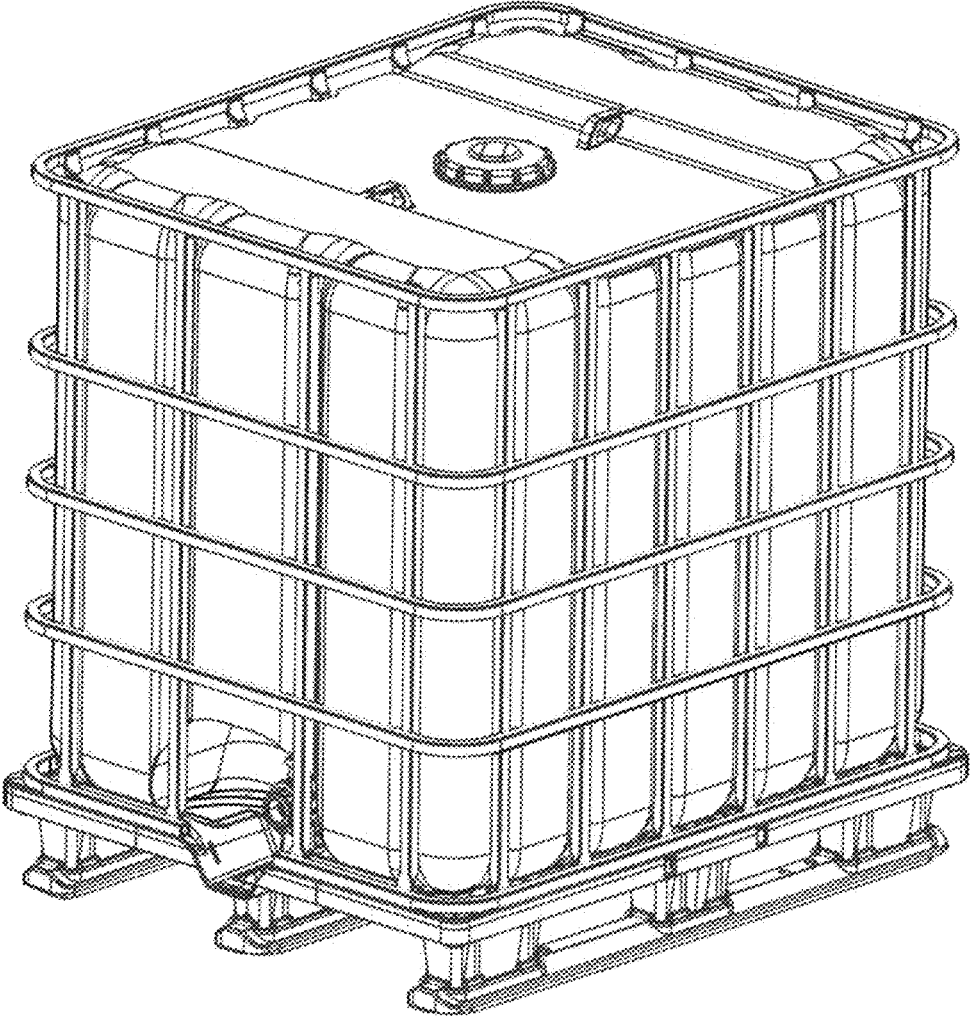
1.5 is a side elevational view of a second side of the combination freight container and base of Fig. **1.1**;

1.6 is a top plan view of the combination freight container and base of Fig. **1.1**; and

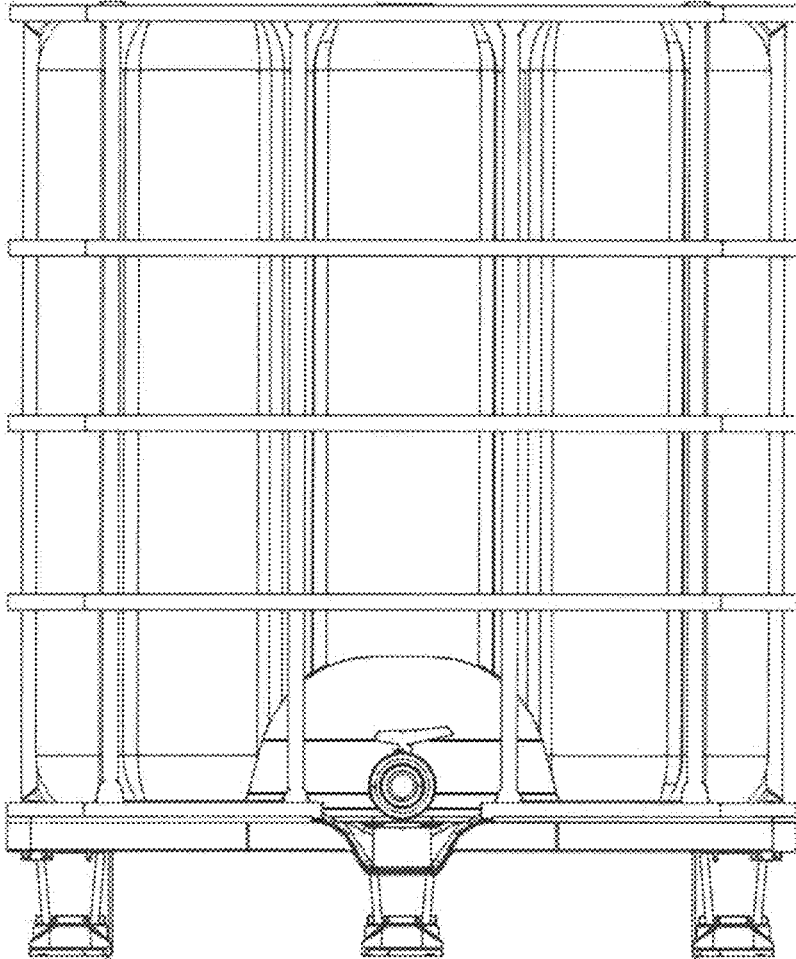
1.7 is a bottom plan view of the combination freight container and base of Fig. **1.1**.

1 Claim, 7 Drawing Sheets

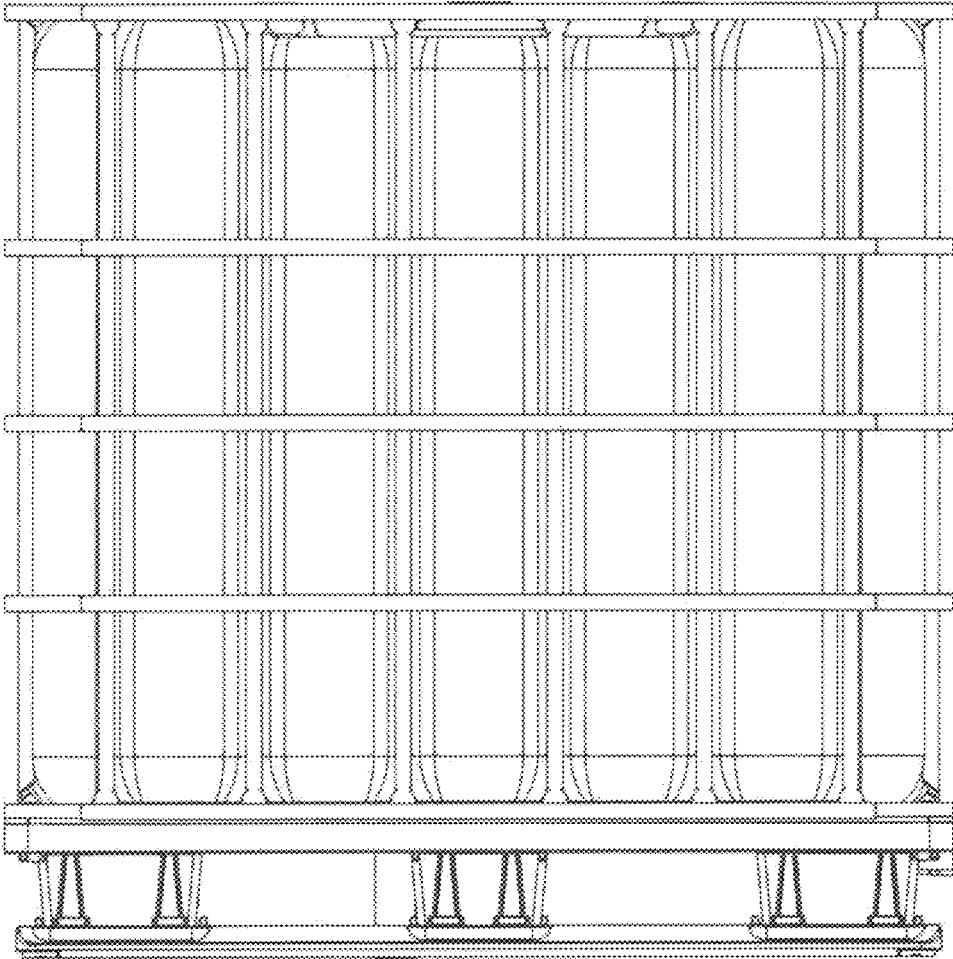


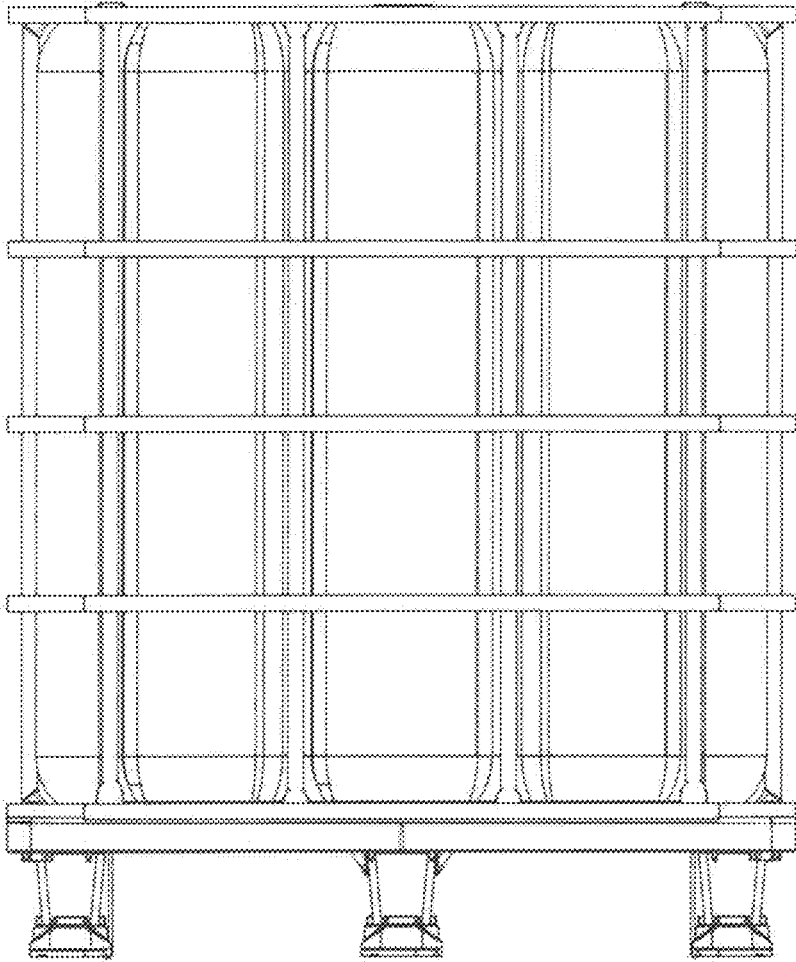


1.1

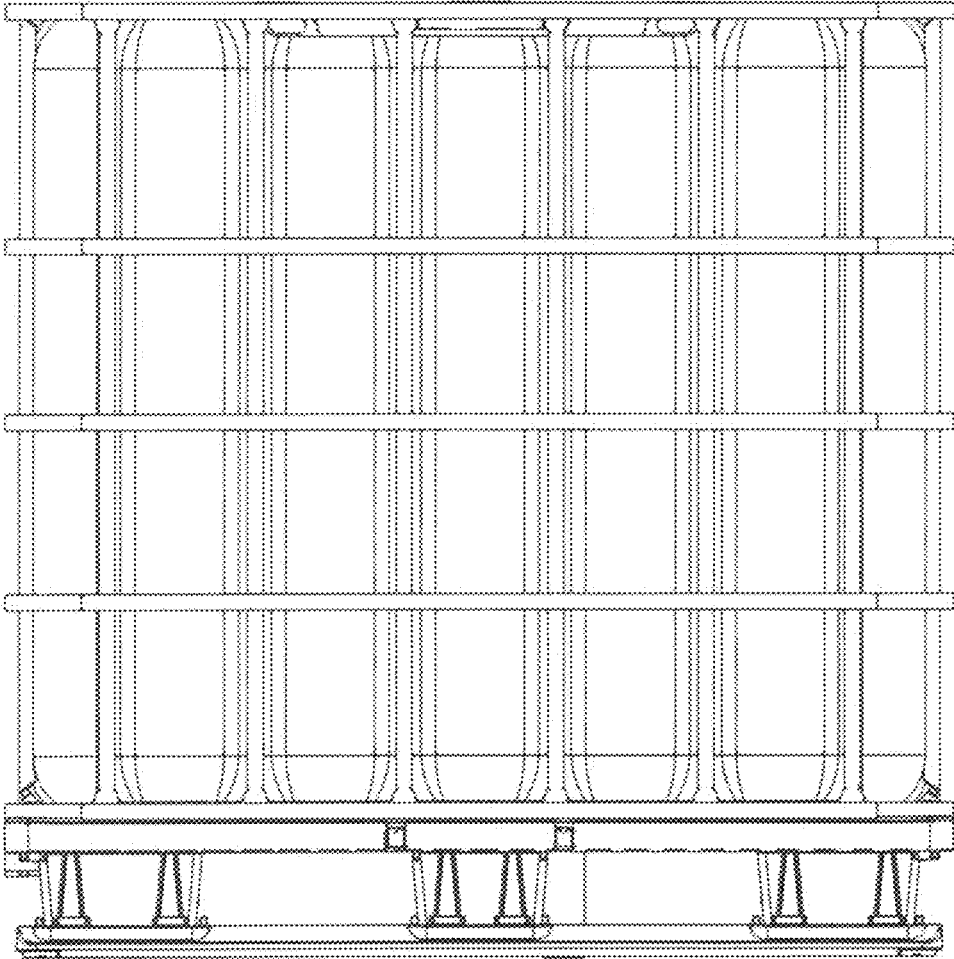


1.2

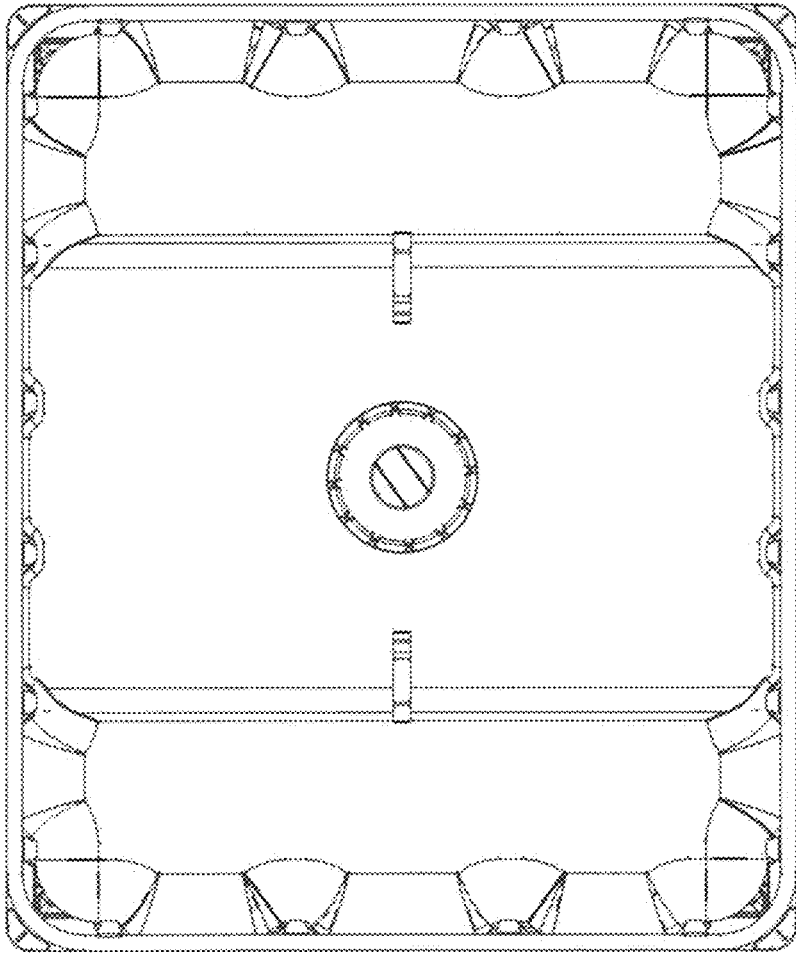




1.4



1.5



1.6

