

[54] **DESK RECEPTACLE FOR WRITING INSTRUMENTS AND OFFICE SUPPLIES OR THE LIKE**

[75] Inventor: **Samuel Lebowitz**, New York, N.Y.

[73] Assignee: **Ketcham & McDougall**, Roseland, N.J.

[**] Term: **14 Years**

[21] Appl. No.: **201,635**

[22] Filed: **Oct. 28, 1980**

[51] Int. Cl. **D19-02**

[52] U.S. Cl. **D19/77; D3/74; D19/75; D19/79; D19/85**

[58] Field of Search **D3/30.1, 74, 75, 78; D9/420-422; D19/75, 77-85, 73; 211/78; D7/81; 206/314**

[56] **References Cited**

U.S. PATENT DOCUMENTS

D. 70,774	8/1926	Purchas	D3/78
D. 147,482	9/1947	Winterfield	D3/74
D. 225,513	12/1972	Wang	D3/74

2,582,421	1/1952	Essman	D3/74
3,392,868	7/1968	Perommer	D9/422

Primary Examiner—George P. Word
Attorney, Agent, or Firm—Edwin E. Greigg

[57] **CLAIM**

The ornamental design for a desk receptacle for writing instruments and office supplies or the like, as shown and described.

DESCRIPTION

FIG. 1 is a side elevational view of a desk receptacle for writing instruments and office supplies or the like showing my new design;

FIG. 2 is an end elevational view;

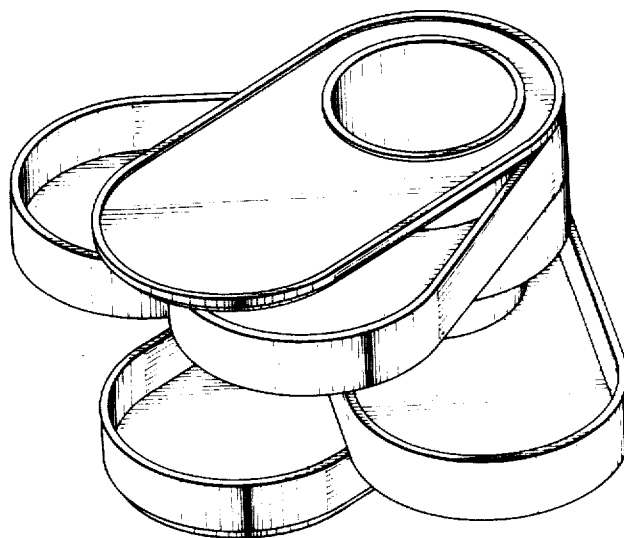
FIG. 3 is a top plan view thereof;

FIG. 4 is a bottom plan view thereof;

FIG. 5 is a top plan view thereof showing the intermediate supplies trays rotated to partially open positions; and

FIG. 6 is a perspective view showing the intermediate supplies trays rotated to partially open positions.

Each side of the design is equivalent in appearance and each end of the design is equivalent in appearance.



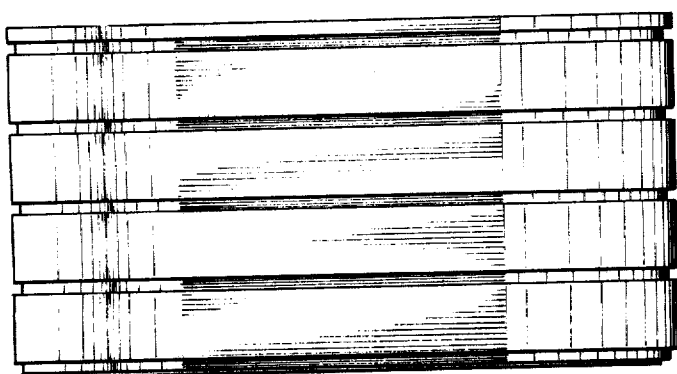


FIG.1

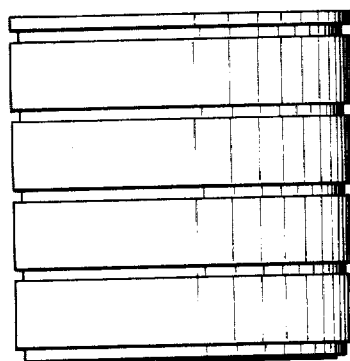


FIG.2

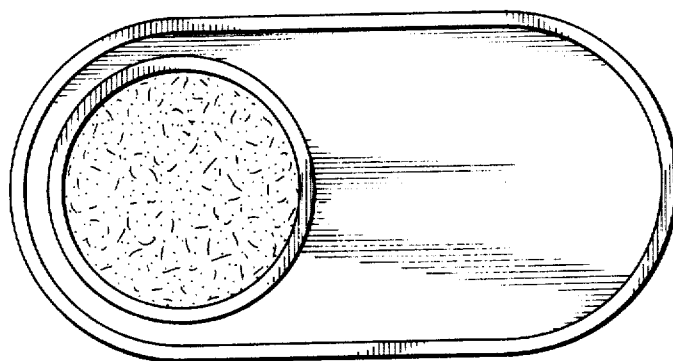
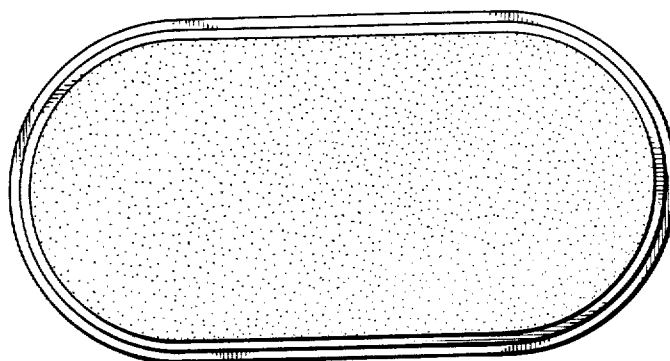


FIG.3

FIG.4



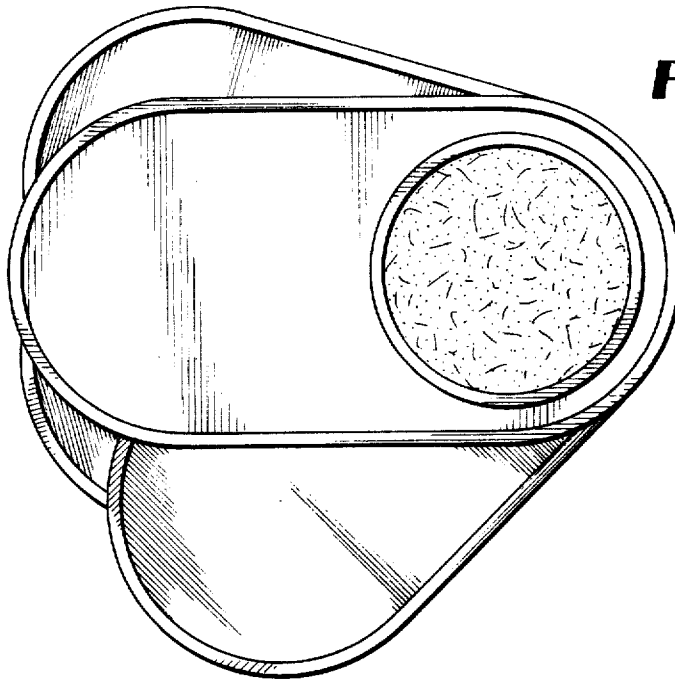


FIG. 5

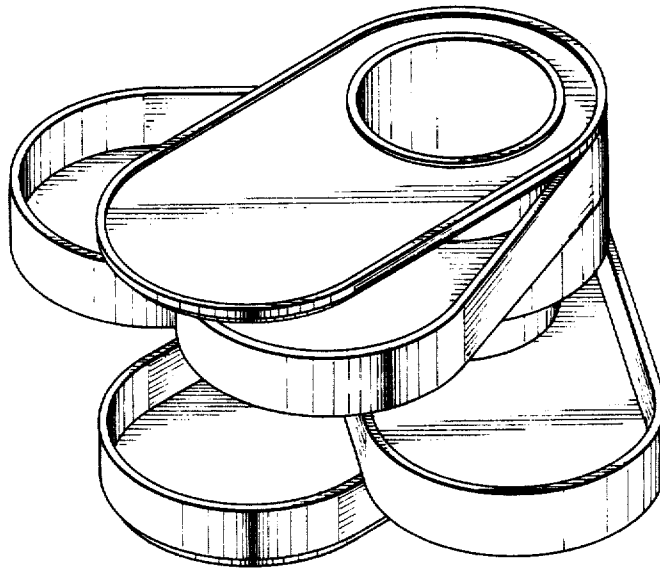


FIG. 6