



INTERNATIONAL APPLICATION PUBLISHED UNDER THE PATENT COOPERATION TREATY (PCT)

(51) International Patent Classification ⁶ : A61K 31/495, 31/445, C07D 417/14, 401/14	A1	(11) International Publication Number: WO 99/30713 (43) International Publication Date: 24 June 1999 (24.06.99)															
(21) International Application Number: PCT/US98/26485 (22) International Filing Date: 14 December 1998 (14.12.98) (30) Priority Data: <table border="0"> <tr> <td>60/069,909</td> <td>17 December 1997 (17.12.97)</td> <td>US</td> </tr> <tr> <td>9807384.4</td> <td>6 April 1998 (06.04.98)</td> <td>GB</td> </tr> <tr> <td>60/083,250</td> <td>27 April 1998 (27.04.98)</td> <td>US</td> </tr> <tr> <td>60/092,630</td> <td>13 July 1998 (13.07.98)</td> <td>US</td> </tr> <tr> <td>9815803.3</td> <td>21 July 1998 (21.07.98)</td> <td>GB</td> </tr> </table> (71) Applicant (for all designated States except US): MERCK & CO., INC. [US/US]; 126 East Lincoln Avenue, Rahway, NJ 07065 (US). (72) Inventors; and (75) Inventors/Applicants (for US only): DUGGAN, Mark, E. [US/US]; 126 East Lincoln Avenue, Rahway, NJ 07065 (US). PERKINS, James, J. [US/US]; 126 East Lincoln Avenue, Rahway, NJ 07065 (US). MEISSNER, Robert, S. [US/US]; 126 East Lincoln Avenue, Rahway, NJ 07065 (US). (74) Common Representative: MERCK & CO., INC.; 126 East Lincoln Avenue, Rahway, NJ 07065 (US).		60/069,909	17 December 1997 (17.12.97)	US	9807384.4	6 April 1998 (06.04.98)	GB	60/083,250	27 April 1998 (27.04.98)	US	60/092,630	13 July 1998 (13.07.98)	US	9815803.3	21 July 1998 (21.07.98)	GB	(81) Designated States: AL, AM, AU, AZ, BA, BB, BG, BR, BY, CA, CN, CU, CZ, EE, GD, GE, HR, HU, ID, IL, IN, IS, JP, KG, KR, KZ, LC, LK, LR, LT, LV, MD, MG, MK, MN, MX, NO, NZ, PL, RO, RU, SG, SI, SK, SL, TJ, TM, TR, TT, UA, US, UZ, VN, YU, ARIPO patent (GH, GM, KE, LS, MW, SD, SZ, UG, ZW), Eurasian patent (AM, AZ, BY, KG, KZ, MD, RU, TJ, TM), European patent (AT, BE, CH, CY, DE, DK, ES, FI, FR, GB, GR, IE, IT, LU, MC, NL, PT, SE), OAPI patent (BF, BJ, CF, CG, CI, CM, GA, GN, GW, ML, MR, NE, SN, TD, TG). Published <i>With international search report.</i>
60/069,909	17 December 1997 (17.12.97)	US															
9807384.4	6 April 1998 (06.04.98)	GB															
60/083,250	27 April 1998 (27.04.98)	US															
60/092,630	13 July 1998 (13.07.98)	US															
9815803.3	21 July 1998 (21.07.98)	GB															
(54) Title: INTEGRIN RECEPTOR ANTAGONISTS (57) Abstract <p>The present invention relates to compounds and derivatives thereof, their synthesis, and their use as integrin receptor antagonists. More particularly, the compounds of the present invention are antagonists of the integrin receptors $\alpha v \beta 3$, $\alpha v \beta 5$, and/or $\alpha v \beta 6$ and are useful for inhibiting bone resorption, treating and preventing osteoporosis, and inhibiting vascular restenosis, diabetic retinopathy, macular degeneration, angiogenesis, atherosclerosis, inflammation, wound healing, viral disease, tumor growth, and metastasis.</p>																	

FOR THE PURPOSES OF INFORMATION ONLY

Codes used to identify States party to the PCT on the front pages of pamphlets publishing international applications under the PCT.

AL	Albania	ES	Spain	LS	Lesotho	SI	Slovenia
AM	Armenia	FI	Finland	LT	Lithuania	SK	Slovakia
AT	Austria	FR	France	LU	Luxembourg	SN	Senegal
AU	Australia	GA	Gabon	LV	Latvia	SZ	Swaziland
AZ	Azerbaijan	GB	United Kingdom	MC	Monaco	TD	Chad
BA	Bosnia and Herzegovina	GE	Georgia	MD	Republic of Moldova	TG	Togo
BB	Barbados	GH	Ghana	MG	Madagascar	TJ	Tajikistan
BE	Belgium	GN	Guinea	MK	The former Yugoslav Republic of Macedonia	TM	Turkmenistan
BF	Burkina Faso	GR	Greece			TR	Turkey
BG	Bulgaria	HU	Hungary	ML	Mali	TT	Trinidad and Tobago
BJ	Benin	IE	Ireland	MN	Mongolia	UA	Ukraine
BR	Brazil	IL	Israel	MR	Mauritania	UG	Uganda
BY	Belarus	IS	Iceland	MW	Malawi	US	United States of America
CA	Canada	IT	Italy	MX	Mexico	UZ	Uzbekistan
CF	Central African Republic	JP	Japan	NE	Niger	VN	Viet Nam
CG	Congo	KE	Kenya	NL	Netherlands	YU	Yugoslavia
CH	Switzerland	KG	Kyrgyzstan	NO	Norway	ZW	Zimbabwe
CI	Côte d'Ivoire	KP	Democratic People's Republic of Korea	NZ	New Zealand		
CM	Cameroon		Republic of Korea	PL	Poland		
CN	China	KR	Republic of Korea	PT	Portugal		
CU	Cuba	KZ	Kazakstan	RO	Romania		
CZ	Czech Republic	LC	Saint Lucia	RU	Russian Federation		
DE	Germany	LI	Liechtenstein	SD	Sudan		
DK	Denmark	LK	Sri Lanka	SE	Sweden		
EE	Estonia	LR	Liberia	SG	Singapore		

TITLE OF THE INVENTION
INTEGRIN RECEPTOR ANTAGONISTS

CROSS-REFERENCE TO RELATED APPLICATIONS

5 The present invention is related to U.S. provisional applications Serial No. 60/069,909, filed December 17, 1997; 60/083,250, filed April 27, 1998; and 60/092,630, filed July 13, 1998; the contents of each of which are hereby incorporated by reference.

10 FIELD OF THE INVENTION

 The present invention relates to compounds and derivatives thereof, their synthesis, and their use as integrin receptor antagonists. More particularly, the compounds of the present invention are antagonists of the integrin receptors $\alpha v \beta 3$, $\alpha v \beta 5$, and/or $\alpha v \beta 6$ and are
15 useful for inhibiting bone resorption, treating and preventing osteoporosis, and inhibiting vascular restenosis, diabetic retinopathy, macular degeneration, angiogenesis, atherosclerosis, inflammation, wound healing, viral disease, tumor growth, and metastasis.

20 BACKGROUND OF THE INVENTION

 It is believed that a wide variety of disease states and conditions can be mediated by acting on integrin receptors and that integrin receptor antagonists represent a useful class of drugs. Integrin receptors are heterodimeric transmembrane proteins through which
25 cells attach and communicate with extracellular matrices and other cells (*See* S.B. Rodan and G.A. Rodan, "Integrin Function In Osteoclasts", *Journal of Endocrinology*, Vol. 154, S47- S56 (1997), which is incorporated by reference herein in its entirety).

 In one aspect of the present invention, the compounds
30 herein are useful for inhibiting bone resorption. Bone resorption is mediated by the action of cells known as osteoclasts. Osteoclasts are large multinucleated cells of up to about 400 μ m in diameter that resorb mineralized tissue, chiefly calcium carbonate and calcium phosphate, in vertebrates. Osteoclasts are actively motile cells that migrate along
35 the surface of bone, and can bind to bone, secrete necessary acids and

proteases, thereby causing the actual resorption of mineralized tissue from the bone. More specifically, osteoclasts are believed to exist in at least two physiological states, namely, the secretory state and the migratory or motile state. In the secretory state, osteoclasts are flat, attach to the bone matrix via a tight attachment zone (sealing zone), become highly polarized, form a ruffled border, and secrete lysosomal enzymes and protons to resorb bone. The adhesion of osteoclasts to bone surfaces is an important initial step in bone resorption. In the migratory or motile state, the osteoclasts migrate across bone matrix and do not take part in resorption until they again attach to bone.

Integrins are involved in osteoclast attachment, activation and migration. The most abundant integrin in osteoclasts, e.g., in rat, chicken, mouse and human osteoclasts, is an integrin receptor known as $\alpha v \beta 3$, which is thought to interact in bone with matrix proteins that contain the RGD sequence. Antibodies to $\alpha v \beta 3$ block bone resorption *in vitro* indicating that this integrin plays a key role in the resorptive process. There is increasing evidence to suggest that $\alpha v \beta 3$ ligands can be used effectively to inhibit osteoclast mediated bone resorption *in vivo* in mammals.

The current major bone diseases of public concern are osteoporosis, hypercalcemia of malignancy, osteopenia due to bone metastases, periodontal disease, hyperparathyroidism, periarticular erosions in rheumatoid arthritis, Paget's disease, immobilization-induced osteopenia, and glucocorticoid-induced osteoporosis. All of these conditions are characterized by bone loss, resulting from an imbalance between bone resorption, i.e. breakdown, and bone formation, which continues throughout life at the rate of about 14% per year on the average. However, the rate of bone turnover differs from site to site; for example, it is higher in the trabecular bone of the vertebrae and the alveolar bone in the jaws than in the cortices of the long bones. The potential for bone loss is directly related to turnover and can amount to over 5% per year in vertebrae immediately following menopause, a condition which leads to increased fracture risk.

In the United States, there are currently about 20 million people with detectable fractures of the vertebrae due to osteoporosis. In

addition, there are about 250,000 hip fractures per year attributed to osteoporosis. This clinical situation is associated with a 12% mortality rate within the first two years, while 30% of the patients require nursing home care after the fracture.

5 Individuals suffering from all the conditions listed above would benefit from treatment with agents which inhibit bone resorption.

 Additionally, $\alpha v \beta 3$ ligands have been found to be useful in treating and/or inhibiting restenosis, i.e. recurrence of stenosis after corrective surgery on the heart valve, atherosclerosis, diabetic
10 retinopathy, macular degeneration, and angiogenesis, i.e. formation of new blood vessels. Moreover, it has been postulated that the growth of tumors depends on an adequate blood supply, which in turn is dependent on the growth of new vessels into the tumor; thus, inhibition of angiogenesis can cause tumor regression in animal models (See
15 Harrison's Principles of Internal Medicine, 12th ed., 1991, which is incorporated by reference herein in its entirety). Therefore, $\alpha v \beta 3$ antagonists which inhibit angiogenesis can be useful in the treatment of cancer by inhibiting tumor growth (See e.g., Brooks *et al.*, *Cell*, 79:1157-1164 (1994), which is incorporated by reference herein in its entirety).

20 Moreover, compounds of this invention can also inhibit neovascularization by acting as antagonists of the integrin receptor, $\alpha v \beta 5$. A monoclonal antibody for $\alpha v \beta 5$ has been shown to inhibit VEGF-induced angiogenesis in rabbit cornea and the chick chorioallantoic membrane model (See M.C. Friedlander, *et al.*, *Science* 270, 1500-1502,
25 (1995), which is incorporated by reference herein in its entirety). Thus, compounds that antagonize $\alpha v \beta 5$ are useful for treating and preventing macular degeneration, diabetic retinopathy, tumor growth, and metastasis.

 Additionally, compounds of the instant invention can
30 inhibit angiogenesis and inflammation by acting as antagonists of the integrin receptor, $\alpha v \beta 6$, which is expressed during the later stages of wound healing and remains expressed until the wound is closed (See Christofidou-Solomidou, *et al.*, "Expression and Function of Endothelial Cell αv Integrin Receptors in Wound-Induced Human Angiogenesis in
35 Human Skin/SCID Mice Chimeras, American Journal of Pathology,

Vol. 151, No. 4, pp. 975-983 (October 1997), which is incorporated by reference herein in its entirety). It is postulated that $\alpha v\beta 6$ plays a role in the remodeling of the vasculature during the later stages of angiogenesis. Also, $\alpha v\beta 6$ participates in the modulation of epithelial inflammation and is induced in response to local injury or inflammation (See Xiao-Zhu Huang, et al., "Inactivation of the Integrin $\beta 6$ Subunit Gene Reveals a Role of Epithelial Integrins in Regulating Inflammation in the Lungs and Skin," Journal of Cell Biology, Vol. 133, No.4, pp. 921-928 (May 1996), which is incorporated by reference herein in its entirety). Accordingly, compounds that antagonize $\alpha v\beta 6$ are useful in treating or preventing cancer by inhibiting tumor growth and metastasis.

In addition, certain compounds of this invention antagonize both the $\alpha v\beta 3$ and $\alpha v\beta 5$ receptors. These compounds, referred to as "dual $\alpha v\beta 3/\alpha v\beta 5$ antagonists," are useful for inhibiting bone resorption, treating and preventing osteoporosis, and inhibiting vascular restenosis, diabetic retinopathy, macular degeneration, angiogenesis, atherosclerosis, inflammation, tumor growth, and metastasis.

In addition, certain compounds of this invention are useful as mixed $\alpha v\beta 3$, $\alpha v\beta 5$, and $\alpha v\beta 6$ receptor antagonists.

It is therefore an object of the present invention to provide compounds which are useful as integrin receptor antagonists.

It is another object of the present invention to provide compounds which are useful as $\alpha v\beta 3$ receptor antagonists.

It is another object of the present invention to provide compounds which are useful as $\alpha v\beta 5$ receptor antagonists.

It is another object of the present invention to provide compounds which are useful as $\alpha v\beta 6$ receptor antagonists.

It is another object of the present invention to provide compounds which are useful as dual $\alpha v\beta 3/\alpha v\beta 5$ receptor antagonists.

It is another object of the present invention to provide compounds which are useful as mixed $\alpha v\beta 3$, $\alpha v\beta 5$, and $\alpha v\beta 6$ receptor antagonists.

It is another object of the present invention to provide pharmaceutical compositions comprising integrin receptor antagonists.

It is another object of the present invention to provide methods for making the pharmaceutical compositions of the present invention.

5 It is another object of the present invention to provide methods for eliciting an integrin receptor antagonizing effect in a mammal in need thereof by administering the compounds and pharmaceutical compositions of the present invention.

10 It is another object of the present invention to provide compounds and pharmaceutical compositions useful for inhibiting bone resorption, restenosis, atherosclerosis, inflammation, viral disease, diabetic retinopathy, macular degeneration, angiogenesis, tumor growth, and metastasis.

15 It is another object of the present invention to provide compounds and pharmaceutical compositions useful for treating osteoporosis.

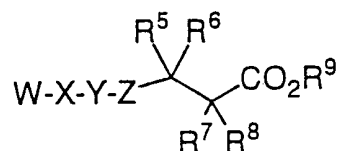
20 It is another object of the present invention to provide methods for inhibiting bone resorption, restenosis, atherosclerosis, inflammation, viral disease, diabetic retinopathy, macular degeneration, angiogenesis, tumor growth, and metastasis.

25 It is another object of the present invention to provide methods for treating osteoporosis.

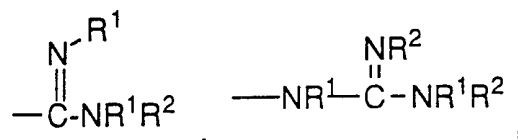
These and other objects will become readily apparent from the detailed description which follows.

25 SUMMARY OF THE INVENTION

The present invention relates to compounds of the formula



wherein W is selected from the group consisting of



5 a 5- or 6-membered monocyclic aromatic or nonaromatic ring system having 0, 1, 2, 3 or 4 heteroatoms selected from the group consisting of N, O, and S wherein the ring nitrogen atoms are unsubstituted or substituted with one R¹ substituent and the ring carbon atoms are unsubstituted or substituted with one or two R¹ substituents, and

10 a 9- to 14-membered polycyclic ring system, wherein one or more of the rings is aromatic, and wherein the polycyclic ring system has 0, 1, 2, 3 or 4 heteroatoms selected from the group consisting of N, O, and S wherein the ring nitrogen atoms are unsubstituted or substituted with one R¹ substituent and the ring carbon atoms are unsubstituted or substituted with one or two R¹ substituents;

15 X is selected from the group consisting of

-(CH₂)_v-, wherein any methylene (CH₂) carbon atom is either unsubstituted or substituted with one or two R¹ substituents; and a 5- or 6-membered monocyclic aromatic or nonaromatic ring
20 system having 0, 1, 2, 3 or 4 heteroatoms selected from the group consisting of N, O, and S, wherein the ring nitrogen atoms are unsubstituted or substituted with one R¹ substituent and the ring carbon atoms are unsubstituted or substituted with one or two R¹ substituents;

25 Y is selected from the group consisting of

30 -(CH₂)_m-,
-(CH₂)_m-O-(CH₂)_n-,
-(CH₂)_m-NR⁴-(CH₂)_n-,
-(CH₂)_m-S-(CH₂)_n-,
-(CH₂)_m-SO-(CH₂)_n-,
-(CH₂)_m-SO₂-(CH₂)_n-,
-(CH₂)_m-O-(CH₂)_n-O-(CH₂)_p-,
-(CH₂)_m-O-(CH₂)_n-NR⁴-(CH₂)_p -,
35 -(CH₂)_m-NR⁴-(CH₂)_n-NR⁴-(CH₂)_p -,

- (CH₂)_m-O-(CH₂)_n-S-(CH₂)_p -,
 -(CH₂)_m-S-(CH₂)_n-S-(CH₂)_p -,
 -(CH₂)_m-NR⁴-(CH₂)_n-S-(CH₂)_p -,
 -(CH₂)_m-NR⁴-(CH₂)_n-O-(CH₂)_p -,
 5 -(CH₂)_m-S-(CH₂)_n-O-(CH₂)_p -, and
 -(CH₂)_m-S-(CH₂)_n-NR⁴-(CH₂)_p -,

wherein any methylene (CH₂) carbon atom in Y, other than in R⁴, can be substituted by one or two R³ substituents;

10

Z is

- a 6-11 membered aromatic or nonaromatic mono- or polycyclic
 ring system having 0 to 6 heteroatoms selected from the group consisting
 of N, O, and S, and wherein the ring system is either unsubstituted or
 15 substituted with 0, 1, 2, 3 or 4 oxo or thio substituents, and either
 unsubstituted or substituted with one or more substituents
 independently selected from the group consisting of R¹⁰, R¹¹, R¹² and
 R¹³, provided that Z is not phenyl or pyridyl;

- 20 R¹ and R² are each independently selected from the group consisting of
 hydrogen, halogen, C₁₋₁₀ alkyl, C₃₋₈ cycloalkyl,
 C₃₋₈ cycloheteroalkyl, C₃₋₈ cycloalkyl C₁₋₆ alkyl,
 C₃₋₈ cycloheteroalkyl C₁₋₆ alkyl, aryl, aryl C₁₋₈ alkyl, amino,
 amino C₁₋₈ alkyl, C₁₋₃ acylamino, C₁₋₃ acylamino C₁₋₈ alkyl,
 25 (C₁₋₆ alkyl)_pamino, (C₁₋₆ alkyl)_pamino C₁₋₈ alkyl,
 C₁₋₄ alkoxy, C₁₋₄ alkoxy C₁₋₆ alkyl, hydroxycarbonyl,
 hydroxycarbonyl C₁₋₆ alkyl, C₁₋₃ alkoxycarbonyl,
 C₁₋₃ alkoxycarbonyl C₁₋₆ alkyl, hydroxycarbonyl-
 C₁₋₆ alkyloxy, hydroxy, hydroxy C₁₋₆ alkyl, C₁₋₆ alkyloxy-
 30 C₁₋₆ alkyl, nitro, cyano, trifluoromethyl, trifluoromethoxy,
 trifluoroethoxy, C₁₋₈ alkyl-S(O)_p, (C₁₋₈ alkyl)_paminocarbonyl,
 C₁₋₈ alkyloxycarbonylamino, (C₁₋₈ alkyl)_paminocarbonyloxy,
 (aryl C₁₋₈ alkyl)_pamino, (aryl)_pamino, aryl C₁₋₈
 alkylsulfonylamino, and C₁₋₈ alkylsulfonylamino;

or two R^1 substituents, when on the same carbon atom, are taken together with the carbon atom to which they are attached to form a carbonyl group;

- 5 each R^3 is independently selected from the group consisting of
hydrogen,
aryl,
C₁₋₁₀ alkyl,
aryl-(CH₂)_r-O-(CH₂)_s-,
10 aryl-(CH₂)_rS(O)_p-(CH₂)_s-,
aryl-(CH₂)_r-C(O)-(CH₂)_s-,
aryl-(CH₂)_r-C(O)-N(R⁴)-(CH₂)_s-,
aryl-(CH₂)_r-N(R⁴)-C(O)-(CH₂)_s-,
aryl-(CH₂)_r-N(R⁴)-(CH₂)_s-,
15 halogen,
hydroxyl,
oxo,
trifluoromethyl,
C₁₋₈ alkylcarbonylamino,
20 aryl C₁₋₅ alkoxy,
C₁₋₅ alkoxycarbonyl,
(C₁₋₈ alkyl)paminocarbonyl,
C₁₋₆ alkylcarbonyloxy,
C₃₋₈ cycloalkyl,
25 (C₁₋₆ alkyl)pamino,
amino C₁₋₆ alkyl,
arylaminocarbonyl,
aryl C₁₋₅ alkylaminocarbonyl,
aminocarbonyl,
30 aminocarbonyl C₁₋₆ alkyl,
hydroxycarbonyl,
hydroxycarbonyl C₁₋₆ alkyl,
HC≡C-(CH₂)_t-,
C₁₋₆ alkyl-C≡C-(CH₂)_t-,

- C3-7 cycloalkyl-C \equiv C-(CH₂)_t-,
 aryl-C \equiv C-(CH₂)_t-,
 C1-6 alkylaryl-C \equiv C-(CH₂)_t-,
 CH₂=CH-(CH₂)_t-,
 5 C1-6 alkyl-CH=CH-(CH₂)_t-,
 C3-7 cycloalkyl-CH=CH-(CH₂)_t-,
 aryl-CH=CH-(CH₂)_t-,
 C1-6 alkylaryl-CH=CH-(CH₂)_t-,
 C1-6 alkyl-SO₂-(CH₂)_t-,
 10 C1-6 alkylaryl-SO₂-(CH₂)_t-,
 C1-6 alkoxy,
 aryl C1-6 alkoxy,
 aryl C1-6 alkyl,
 (C1-6 alkyl)_pamino C1-6 alkyl,
 15 (aryl)_pamino,
 (aryl)_pamino C1-6 alkyl,
 (aryl C1-6 alkyl)_pamino,
 (aryl C1-6 alkyl)_pamino C1-6 alkyl,
 arylcarbonyloxy,
 20 aryl C1-6 alkylcarbonyloxy,
 (C1-6 alkyl)_paminocarbonyloxy,
 C1-8 alkylsulfonylamino,
 arylsulfonylamino,
 C1-8 alkylsulfonylamino C1-6 alkyl,
 25 arylsulfonylamino C1-6 alkyl,
 aryl C1-6 alkylsulfonylamino,
 aryl C1-6 alkylsulfonylamino C1-6 alkyl,
 C1-8 alkoxycarbonylamino,
 C1-8 alkoxycarbonylamino C1-8 alkyl,
 30 aryloxycarbonylamino C1-8 alkyl,
 aryl C1-8 alkoxycarbonylamino,
 aryl C1-8 alkoxycarbonylamino C1-8 alkyl,
 C1-8 alkylcarbonylamino,
 C1-8 alkylcarbonylamino C1-6 alkyl,

arylcarbonylamino C₁₋₆ alkyl,
aryl C₁₋₆ alkylcarbonylamino,
aryl C₁₋₆ alkylcarbonylamino C₁₋₆ alkyl,
aminocarbonylamino C₁₋₆ alkyl,
5 (C₁₋₈ alkyl)_paminocarbonylamino,
(C₁₋₈ alkyl)_paminocarbonylamino C₁₋₆ alkyl,
(aryl)_paminocarbonylamino C₁₋₆ alkyl,
(aryl C₁₋₈ alkyl)_paminocarbonylamino,
(aryl C₁₋₈ alkyl)_paminocarbonylamino C₁₋₆ alkyl,
10 aminosulfonylamino C₁₋₆ alkyl,
(C₁₋₈ alkyl)_paminosulfonylamino,
(C₁₋₈ alkyl)_paminosulfonylamino C₁₋₆ alkyl,
(aryl)_paminosulfonylamino C₁₋₆ alkyl,
(aryl C₁₋₈ alkyl)_paminosulfonylamino,
15 (aryl C₁₋₈ alkyl)_paminosulfonylamino C₁₋₆ alkyl,
C₁₋₆ alkylsulfonyl,
C₁₋₆ alkylsulfonyl C₁₋₆ alkyl,
arylsulfonyl C₁₋₆ alkyl,
aryl C₁₋₆ alkylsulfonyl,
20 aryl C₁₋₆ alkylsulfonyl C₁₋₆ alkyl,
C₁₋₆ alkylcarbonyl,
C₁₋₆ alkylcarbonyl C₁₋₆ alkyl,
arylcarbonyl C₁₋₆ alkyl,
aryl C₁₋₆ alkylcarbonyl,
25 aryl C₁₋₆ alkylcarbonyl C₁₋₆ alkyl,
C₁₋₆ alkylthiocarbonylamino,
C₁₋₆ alkylthiocarbonylamino C₁₋₆ alkyl,
arylthiocarbonylamino C₁₋₆ alkyl,
aryl C₁₋₆ alkylthiocarbonylamino,
30 aryl C₁₋₆ alkylthiocarbonylamino C₁₋₆ alkyl,
(C₁₋₈ alkyl)_paminocarbonyl C₁₋₆ alkyl,
(aryl)_paminocarbonyl C₁₋₆ alkyl,
(aryl C₁₋₈ alkyl)_paminocarbonyl, and
(aryl C₁₋₈ alkyl)_paminocarbonyl C₁₋₆ alkyl;

- or two R^3 substituents, when on the same carbon atom are taken together with the carbon atom to which they are attached to form a carbonyl group or a cyclopropyl group,
wherein any of the alkyl groups of R^3 are either unsubstituted or
5 substituted with one to three R^1 substituents, and provided that each R^3 is selected such that in the resultant compound the carbon atom or atoms to which R^3 is attached is itself attached to no more than one heteroatom;
- 10 each R^4 is independently selected from the group consisting of
hydrogen,
aryl,
aminocarbonyl,
C₃₋₈ cycloalkyl,
15 amino C₁₋₆ alkyl,
(aryl)_paminocarbonyl,
(aryl C₁₋₅ alkyl)_paminocarbonyl,
hydroxycarbonyl C₁₋₆ alkyl,
C₁₋₈ alkyl,
20 aryl C₁₋₆ alkyl,
(C₁₋₆ alkyl)_pamino C₂₋₆ alkyl,
(aryl C₁₋₆ alkyl)_pamino C₂₋₆ alkyl,
C₁₋₈ alkylsulfonyl,
C₁₋₈ alkoxycarbonyl,
25 aryloxycarbonyl,
aryl C₁₋₈ alkoxycarbonyl,
C₁₋₈ alkylcarbonyl,
arylcarbonyl,
aryl C₁₋₆ alkylcarbonyl,
30 (C₁₋₈ alkyl)_paminocarbonyl,
aminosulfonyl,
C₁₋₈ alkylaminosulfonyl,
(aryl)_paminosulfonyl,
(aryl C₁₋₈ alkyl)_paminosulfonyl,

arylsulfonyl,
 arylC1-6 alkylsulfonyl,
 C1-6 alkylthiocarbonyl,
 arylthiocarbonyl, and
 5 aryl C1-6 alkylthiocarbonyl,

wherein any of the alkyl groups of R⁴ are either unsubstituted or substituted with one to three R¹ substituents;

R⁵ and R⁶ are each independently selected from the group consisting of
 10 hydrogen,
 C1-10 alkyl,
 aryl,
 aryl-(CH₂)_r-O-(CH₂)_s-,
 aryl-(CH₂)_rS(O)_p-(CH₂)_s-,
 15 aryl-(CH₂)_r-C(O)-(CH₂)_s-,
 aryl-(CH₂)_r-C(O)-N(R⁴)-(CH₂)_s-,
 aryl-(CH₂)_r-N(R⁴)-C(O)-(CH₂)_s-,
 aryl-(CH₂)_r-N(R⁴)-(CH₂)_s-,
 halogen,
 20 hydroxyl,
 C1-8 alkylcarbonylamino,
 aryl C1-5 alkoxy,
 C1-5 alkoxycarbonyl,
 (C1-8 alkyl)paminocarbonyl,
 25 C1-6 alkylcarbonyloxy,
 C3-8 cycloalkyl,
 (C1-6 alkyl)pamino,
 amino C1-6 alkyl,
 arylaminocarbonyl,
 30 aryl C1-5 alkylaminocarbonyl,
 aminocarbonyl,
 aminocarbonyl C1-6 alkyl,
 hydroxycarbonyl,
 hydroxycarbonyl C1-6 alkyl,
 35 HC≡C-(CH₂)_t-,

- C₁₋₆ alkyl-C≡C-(CH₂)_t-,
 C₃₋₇ cycloalkyl-C≡C-(CH₂)_t-,
 aryl-C≡C-(CH₂)_t-,
 C₁₋₆ alkylaryl-C≡C-(CH₂)_t-,
 5 CH₂=CH-(CH₂)_t-,
 C₁₋₆ alkyl-CH=CH-(CH₂)_t-,
 C₃₋₇ cycloalkyl-CH=CH-(CH₂)_t-,
 aryl-CH=CH-(CH₂)_t-,
 C₁₋₆ alkylaryl-CH=CH-(CH₂)_t-,
 10 C₁₋₆ alkyl-SO₂-(CH₂)_t-,
 C₁₋₆ alkylaryl-SO₂-(CH₂)_t-,
 C₁₋₆ alkoxy,
 aryl C₁₋₆ alkoxy,
 aryl C₁₋₆ alkyl,
 15 (C₁₋₆ alkyl)_pamino C₁₋₆ alkyl,
 (aryl)_pamino,
 (aryl)_pamino C₁₋₆ alkyl,
 (aryl C₁₋₆ alkyl)_pamino,
 (aryl C₁₋₆ alkyl)_pamino C₁₋₆ alkyl,
 20 arylcarbonyloxy,
 aryl C₁₋₆ alkylcarbonyloxy,
 (C₁₋₆ alkyl)_paminocarbonyloxy,
 C₁₋₈ alkylsulfonylamino,
 arylsulfonylamino,
 25 C₁₋₈ alkylsulfonylamino C₁₋₆ alkyl,
 arylsulfonylamino C₁₋₆ alkyl,
 aryl C₁₋₆ alkylsulfonylamino,
 aryl C₁₋₆ alkylsulfonylamino C₁₋₆ alkyl,
 C₁₋₈ alkoxycarbonylamino,
 30 C₁₋₈ alkoxycarbonylamino C₁₋₈ alkyl,
 aryloxycarbonylamino C₁₋₈ alkyl,
 aryl C₁₋₈ alkoxycarbonylamino,
 aryl C₁₋₈ alkoxycarbonylamino C₁₋₈ alkyl,
 C₁₋₈ alkylcarbonylamino,

- 5 C₁₋₈ alkylcarbonylamino C₁₋₆ alkyl,
arylcarbonylamino C₁₋₆ alkyl,
aryl C₁₋₆ alkylcarbonylamino,
aryl C₁₋₆ alkylcarbonylamino C₁₋₆ alkyl,
aminocarbonylamino C₁₋₆ alkyl,
(C₁₋₈ alkyl)_paminocarbonylamino,
(C₁₋₈ alkyl)_paminocarbonylamino C₁₋₆ alkyl,
(aryl)_paminocarbonylamino C₁₋₆ alkyl,
(aryl C₁₋₈ alkyl)_paminocarbonylamino,
10 (aryl C₁₋₈ alkyl)_paminocarbonylamino C₁₋₆ alkyl,
aminosulfonylamino C₁₋₆ alkyl,
(C₁₋₈ alkyl)_paminosulfonylamino,
(C₁₋₈ alkyl)_paminosulfonylamino C₁₋₆ alkyl,
(aryl)_paminosulfonylamino C₁₋₆ alkyl,
15 (aryl C₁₋₈ alkyl)_paminosulfonylamino,
(aryl C₁₋₈ alkyl)_paminosulfonylamino C₁₋₆ alkyl,
C₁₋₆ alkylsulfonyl,
C₁₋₆ alkylsulfonyl C₁₋₆ alkyl,
arylsulfonyl C₁₋₆ alkyl,
20 aryl C₁₋₆ alkylsulfonyl,
aryl C₁₋₆ alkylsulfonyl C₁₋₆ alkyl,
C₁₋₆ alkylcarbonyl,
C₁₋₆ alkylcarbonyl C₁₋₆ alkyl,
arylcarbonyl C₁₋₆ alkyl,
25 aryl C₁₋₆ alkylcarbonyl,
aryl C₁₋₆ alkylcarbonyl C₁₋₆ alkyl,
C₁₋₆ alkylthiocarbonylamino,
C₁₋₆ alkylthiocarbonylamino C₁₋₆ alkyl,
arylthiocarbonylamino C₁₋₆ alkyl,
30 aryl C₁₋₆ alkylthiocarbonylamino,
aryl C₁₋₆ alkylthiocarbonylamino C₁₋₆ alkyl,
(C₁₋₈ alkyl)_paminocarbonyl C₁₋₆ alkyl,
(aryl)_paminocarbonyl C₁₋₆ alkyl,
(aryl C₁₋₈ alkyl)_paminocarbonyl,

and (aryl C₁₋₈ alkyl)_paminocarbonyl C₁₋₆ alkyl;

or R⁵ and R⁶ are taken together with the carbon atom to which they are attached to form a carbonyl group,

wherein any of the alkyl groups of R⁵ or R⁶ are either unsubstituted or substituted with one to three R¹ substituents, and provided that each R⁵ and R⁶ are selected such that in the resultant compound the carbon atom to which R⁵ and R⁶ are attached is itself attached to no more than one heteroatom;

- 10 R⁷ and R⁸ are each independently selected from the group consisting of
hydrogen,
C₁₋₁₀ alkyl,
aryl,
aryl-(CH₂)_r-O-(CH₂)_s-,
15 aryl-(CH₂)_rS(O)_p-(CH₂)_s-,
aryl-(CH₂)_r-C(O)-(CH₂)_s-,
aryl-(CH₂)_r-C(O)-N(R⁴)-(CH₂)_s-,
aryl-(CH₂)_r-N(R⁴)-C(O)-(CH₂)_s-,
aryl-(CH₂)_r-N(R⁴)-(CH₂)_s-,
20 halogen,
hydroxyl,
C₁₋₈ alkylcarbonylamino,
aryl C₁₋₅ alkoxy,
C₁₋₅ alkoxycarbonyl,
25 (C₁₋₈ alkyl)_paminocarbonyl,
C₁₋₆ alkylcarbonyloxy,
C₃₋₈ cycloalkyl,
(C₁₋₆ alkyl)_pamino,
amino C₁₋₆ alkyl,
30 arylaminocarbonyl,
aryl C₁₋₅ alkylaminocarbonyl,
aminocarbonyl,
aminocarbonyl C₁₋₆ alkyl,
hydroxycarbonyl,

- hydroxycarbonyl C₁₋₆ alkyl,
 HC≡C-(CH₂)_t-,
 C₁₋₆ alkyl-C≡C-(CH₂)_t-,
 C₃₋₇ cycloalkyl-C≡C-(CH₂)_t-,
 5 aryl-C≡C-(CH₂)_t-,
 C₁₋₆ alkylaryl-C≡C-(CH₂)_t-,
 CH₂=CH-(CH₂)_t-,
 C₁₋₆ alkyl-CH=CH-(CH₂)_t-,
 C₃₋₇ cycloalkyl-CH=CH-(CH₂)_t-,
 10 aryl-CH=CH-(CH₂)_t-,
 C₁₋₆ alkylaryl-CH=CH-(CH₂)_t-,
 C₁₋₆ alkyl-SO₂-(CH₂)_t-,
 C₁₋₆ alkylaryl-SO₂-(CH₂)_t-,
 C₁₋₆ alkoxy,
 15 aryl C₁₋₆ alkoxy,
 aryl C₁₋₆ alkyl,
 (C₁₋₆ alkyl)_pamino C₁₋₆ alkyl,
 (aryl)_pamino,
 (aryl)_pamino C₁₋₆ alkyl,
 20 (aryl C₁₋₆ alkyl)_pamino,
 (aryl C₁₋₆ alkyl)_pamino C₁₋₆ alkyl,
 arylcarbonyloxy,
 aryl C₁₋₆ alkylcarbonyloxy,
 (C₁₋₆ alkyl)_paminocarbonyloxy,
 25 C₁₋₈ alkylsulfonylamino,
 arylcarbonylamino,
 arylsulfonylamino,
 C₁₋₈ alkylsulfonylamino C₁₋₆ alkyl,
 arylsulfonylamino C₁₋₆ alkyl,
 30 aryl C₁₋₆ alkylsulfonylamino,
 aryl C₁₋₆ alkylsulfonylamino C₁₋₆ alkyl,
 C₁₋₈ alkoxycarbonylamino,
 C₁₋₈ alkoxycarbonylamino C₁₋₈ alkyl,
 aryloxycarbonylamino C₁₋₈ alkyl,

- aryl C₁₋₈ alkoxycarbonylamino,
aryl C₁₋₈ alkoxycarbonylamino C₁₋₈ alkyl,
C₁₋₈ alkylcarbonylamino C₁₋₆ alkyl,
arylcabonylamino C₁₋₆ alkyl,
5 aryl C₁₋₆ alkylcarbonylamino,
aryl C₁₋₆ alkylcarbonylamino C₁₋₆ alkyl,
aminocarbonylamino C₁₋₆ alkyl,
(C₁₋₈ alkyl)_paminocarbonylamino,
(C₁₋₈ alkyl)_paminocarbonylamino C₁₋₆ alkyl,
10 (aryl)_paminocarbonylamino C₁₋₆ alkyl,
arylaminocarbonylamino,
(aryl C₁₋₈ alkyl)_paminocarbonylamino,
(aryl C₁₋₈ alkyl)_paminocarbonylamino C₁₋₆ alkyl,
aminosulfonylamino C₁₋₆ alkyl,
15 (C₁₋₈ alkyl)_paminosulfonylamino,
(C₁₋₈ alkyl)_paminosulfonylamino C₁₋₆ alkyl,
(aryl)_paminosulfonylamino C₁₋₆ alkyl,
(aryl C₁₋₈ alkyl)_paminosulfonylamino,
(aryl C₁₋₈ alkyl)_paminosulfonylamino C₁₋₆ alkyl,
20 C₁₋₆ alkylsulfonyl,
C₁₋₆ alkylsulfonyl C₁₋₆ alkyl,
arylsulfonyl C₁₋₆ alkyl,
aryl C₁₋₆ alkylsulfonyl,
aryl C₁₋₆ alkylsulfonyl C₁₋₆ alkyl,
25 C₁₋₆ alkylcarbonyl,
C₁₋₆ alkylcarbonyl C₁₋₆ alkyl,
arylcabonyl C₁₋₆ alkyl,
aryl C₁₋₆ alkylcarbonyl,
aryl C₁₋₆ alkylcarbonyl C₁₋₆ alkyl,
30 C₁₋₆ alkylthiocarbonylamino,
C₁₋₆ alkylthiocarbonylamino C₁₋₆ alkyl,
arylthiocarbonylamino C₁₋₆ alkyl,
aryl C₁₋₆ alkylthiocarbonylamino,
aryl C₁₋₆ alkylthiocarbonylamino C₁₋₆ alkyl,

(C₁₋₈ alkyl)_paminocarbonyl C₁₋₆ alkyl,
(aryl)_paminocarbonyl C₁₋₆ alkyl,
(aryl C₁₋₈ alkyl)_paminocarbonyl,
(aryl C₁₋₈ alkyl)_paminocarbonyl C₁₋₆ alkyl, and
5 C₇₋₂₀ polycyclyl C₀₋₈ alkylsulfonylamino;
wherein any of the alkyl groups of R⁷ and R⁸ are either unsubstituted or
substituted with one to three R¹ substituents, and provided that each
R⁷ and R⁸ are selected such that in the resultant compound the carbon
atom to which R⁷ and R⁸ are attached is itself attached to no more than
10 one heteroatom;

R⁹ is selected from the group consisting of
hydrogen;
C₁₋₈ alkyl,
15 aryl,
aryl C₁₋₈ alkyl,
C₁₋₈ alkylcarbonyloxy C₁₋₄ alkyl,
aryl C₁₋₈ alkylcarbonyloxy C₁₋₄ alkyl,
C₁₋₈ alkylaminocarbonylmethylene, and
20 C₁₋₈ dialkylaminocarbonylmethylene;

R¹⁰, R¹¹, R¹², and R¹³ are each independently selected from the group
consisting of
hydrogen,
25 C₁₋₈ alkyl,
aryl,
halogen,
hydroxyl,
oxo,
30 aminocarbonyl,
C₃₋₈ cycloalkyl,
amino C₁₋₆ alkyl,
(aryl)_paminocarbonyl,
hydroxycarbonyl,

(aryl C₁₋₅ alkyl)_paminocarbonyl,
 hydroxycarbonyl C₁₋₆ alkyl,
 aryl C₁₋₆ alkyl,
 (C₁₋₆ alkyl)_pamino C₁₋₆ alkyl,
 5 (aryl C₁₋₆ alkyl)_pamino C₂₋₆ alkyl,
 C₁₋₈ alkylsulfonyl,
 C₁₋₈ alkoxycarbonyl,
 aryloxycarbonyl,
 aryl C₁₋₈ alkoxycarbonyl,
 10 C₁₋₈ alkylcarbonyl,
 arylcarbonyl,
 aryl C₁₋₆ alkylcarbonyl,
 (C₁₋₈ alkyl)_paminocarbonyl,
 aminosulfonyl,
 15 C₁₋₈ alkylaminosulfonyl,
 (aryl)_paminosulfonyl,
 (aryl C₁₋₈ alkyl)_paminosulfonyl,
 C₁₋₆ alkylsulfonyl,
 arylsulfonyl,
 20 aryl C₁₋₆ alkylsulfonyl,
 aryl C₁₋₆ alkylcarbonyl,
 C₁₋₆ alkylthiocarbonyl,
 arylthiocarbonyl,
 aryl C₁₋₆ alkylthiocarbonyl,
 25 aryl-(CH₂)_r-O-(CH₂)_s-,
 aryl-(CH₂)_rS(O)_p-(CH₂)_s-,
 aryl-(CH₂)_r-C(O)-(CH₂)_s-,
 aryl-(CH₂)_r-C(O)-N(R⁴)-(CH₂)_s-,
 aryl-(CH₂)_r-N(R⁴)-C(O)-(CH₂)_s-,
 30 aryl-(CH₂)_r-N(R⁴)-(CH₂)_s-,
 HC≡C-(CH₂)_t-,
 C₁₋₆ alkyl-C≡C-(CH₂)_t-,
 C₃₋₇ cycloalkyl-C≡C-(CH₂)_t-,
 aryl-C≡C-(CH₂)_t-,

- C₁₋₆ alkylaryl-C≡C-(CH₂)_t,
 CH₂=CH-(CH₂)_t,
 C₁₋₆ alkyl-CH=CH-(CH₂)_t,
 C₃₋₇ cycloalkyl-CH=CH-(CH₂)_t,
 5 aryl-CH=CH-(CH₂)_t,
 C₁₋₆ alkylaryl-CH=CH-(CH₂)_t,
 C₁₋₆ alkyl-SO₂-(CH₂)_t,
 C₁₋₆ alkylaryl-SO₂-(CH₂)_t,
 C₁₋₈ alkylcarbonylamino,
 10 aryl C₁₋₅ alkoxy,
 C₁₋₅ alkoxycarbonyl,
 (C₁₋₈ alkyl)_paminocarbonyl,
 C₁₋₆ alkylcarbonyloxy,
 (C₁₋₆ alkyl)_pamino,
 15 aminocarbonyl C₁₋₆ alkyl,
 C₁₋₆ alkoxy,
 aryl C₁₋₆ alkoxy,
 (aryl)_pamino,
 (aryl)_pamino C₁₋₆ alkyl,
 20 (aryl C₁₋₆ alkyl)_pamino,
 (aryl C₁₋₆ alkyl)_pamino C₁₋₆ alkyl,
 arylcarbonyloxy,
 aryl C₁₋₆ alkylcarbonyloxy,
 (C₁₋₆ alkyl)_paminocarbonyloxy,
 25 C₁₋₈ alkylsulfonylamino,
 arylsulfonylamino,
 C₁₋₈ alkylsulfonylamino C₁₋₆ alkyl,
 arylsulfonylamino C₁₋₆ alkyl,
 aryl C₁₋₆ alkylsulfonylamino,
 30 aryl C₁₋₆ alkylsulfonylamino C₁₋₆ alkyl,
 C₁₋₈ alkoxycarbonylamino,
 C₁₋₈ alkoxycarbonylamino C₁₋₈ alkyl,
 aryloxy carbonylamino C₁₋₈ alkyl,
 aryl C₁₋₈ alkoxycarbonylamino,

- aryl C₁₋₈ alkoxy carbonylamino C₁₋₈ alkyl,
C₁₋₈ alkyl carbonylamino,
C₁₋₈ alkyl carbonylamino C₁₋₆ alkyl,
aryl carbonylamino C₁₋₆ alkyl,
5 aryl C₁₋₆ alkyl carbonylamino,
aryl C₁₋₆ alkyl carbonylamino C₁₋₆ alkyl,
aminocarbonylamino C₁₋₆ alkyl,
(C₁₋₈ alkyl)_paminocarbonylamino,
(C₁₋₈ alkyl)_paminocarbonylamino C₁₋₆ alkyl,
10 (aryl)_paminocarbonylamino C₁₋₆ alkyl,
(aryl C₁₋₈ alkyl)_paminocarbonylamino,
(aryl C₁₋₈ alkyl)_paminocarbonylamino C₁₋₆ alkyl,
aminosulfonylamino C₁₋₆ alkyl,
(C₁₋₈ alkyl)_paminosulfonylamino,
15 (C₁₋₈ alkyl)_paminosulfonylamino C₁₋₆ alkyl,
(aryl)_paminosulfonylamino C₁₋₆ alkyl,
(aryl C₁₋₈ alkyl)_paminosulfonylamino,
(aryl C₁₋₈ alkyl)_paminosulfonylamino C₁₋₆ alkyl,
C₁₋₆ alkylsulfonyl,
20 C₁₋₆ alkylsulfonyl C₁₋₆ alkyl,
arylsulfonyl C₁₋₆ alkyl,
aryl C₁₋₆ alkylsulfonyl,
aryl C₁₋₆ alkylsulfonyl C₁₋₆ alkyl,
C₁₋₆ alkylcarbonyl,
25 C₁₋₆ alkylcarbonyl C₁₋₆ alkyl,
arylcarbonyl C₁₋₆ alkyl,
aryl C₁₋₆ alkylcarbonyl,
aryl C₁₋₆ alkylcarbonyl C₁₋₆ alkyl,
C₁₋₆ alkylthiocarbonylamino,
30 C₁₋₆ alkylthiocarbonylamino C₁₋₆ alkyl,
arylthiocarbonylamino C₁₋₆ alkyl,
aryl C₁₋₆ alkylthiocarbonylamino,
aryl C₁₋₆ alkylthiocarbonylamino C₁₋₆ alkyl,
(C₁₋₈ alkyl)_paminocarbonyl C₁₋₆ alkyl,

(aryl)_paminocarbonyl C₁₋₆ alkyl,
(aryl C₁₋₈ alkyl)_paminocarbonyl, and
(aryl C₁₋₈ alkyl)_paminocarbonyl C₁₋₆ alkyl;

wherein any of the alkyl groups of R¹⁰, R¹¹, R¹², and R¹³ are either
5 unsubstituted or substituted with to three R¹ substituents;

wherein

each m is independently an integer from 0 to 6;
each n is independently an integer from 0 to 6;
10 each p is independently an integer from 0 to 2;
each r is independently an integer from 1 to 3;
each s is independently an integer from 0 to 3;
each t is an integer from 0 to 3; and
v is independently an integer from 0 to 6;

15

and the pharmaceutically acceptable salts thereof.

The present invention also relates to pharmaceutical compositions comprising the compounds of the present invention and a pharmaceutically acceptable carrier.

20 The present invention also relates to methods for making the pharmaceutical compositions of the present invention.

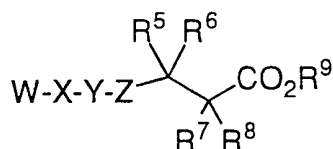
The present invention also relates to methods for eliciting an integrin receptor antagonizing effect in a mammal in need thereof by administering the compounds and pharmaceutical compositions of the
25 present invention.

The present invention also relates to methods for inhibiting bone resorption, restenosis, atherosclerosis, inflammation, viral disease, diabetic retinopathy, macular degeneration, angiogenesis, wound healing, tumor growth, and metastasis by administering the
30 compounds and pharmaceutical compositions of the present invention.

The present invention also relates to methods for treating osteoporosis by administering the compounds and pharmaceutical compositions of the present invention.

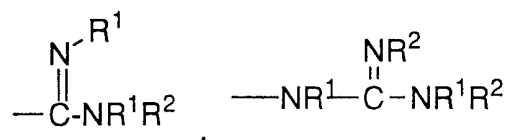
DETAILED DESCRIPTION OF THE INVENTION

The present invention relates to compounds useful as integrin receptor antagonists. Representative compounds of the present invention are described by the following chemical formula:



5

wherein W is selected from the group consisting of



10 a 5- or 6-membered monocyclic aromatic or nonaromatic ring system having 0, 1, 2, 3 or 4 heteroatoms selected from the group consisting of N, O, and S wherein the ring nitrogen atoms are unsubstituted or substituted with one R¹ substituent and the ring carbon atoms are unsubstituted or substituted with one or two R¹ substituents, and

15

a 9- to 14-membered polycyclic ring system, wherein one or more of the rings is aromatic, and wherein the polycyclic ring system has 0, 1, 2, 3 or 4 heteroatoms selected from the group consisting of N, O, and S, and wherein the ring nitrogen atoms are unsubstituted or substituted with one R¹ substituent and the ring carbon atoms are unsubstituted or substituted with one or two R¹ substituents;

20

25 X is selected from the group consisting of

-(CH₂)_v-, wherein any methylene (CH₂) carbon atom is either unsubstituted or substituted with one or two R¹ substituents;

and a 5- or 6-membered monocyclic aromatic or nonaromatic ring system having 0, 1, 2, 3 or 4 heteroatoms selected from the group consisting of N, O, and S wherein the ring nitrogen atoms are unsubstituted or substituted with one R¹ substituent and the ring carbon atoms are unsubstituted or substituted with one or two R¹ substituents;

Y is selected from the group consisting of

10 -(CH₂)_m-,
 -(CH₂)_m-O-(CH₂)_n-,
 -(CH₂)_m-NR⁴-(CH₂)_n-,
 -(CH₂)_m-S-(CH₂)_n-,
 -(CH₂)_m-SO-(CH₂)_n-,
 -(CH₂)_m-SO₂-(CH₂)_n-,
 15 -(CH₂)_m-O-(CH₂)_n-O-(CH₂)_p-,
 -(CH₂)_m-O-(CH₂)_n-NR⁴-(CH₂)_p -,
 -(CH₂)_m-NR⁴-(CH₂)_n-NR⁴-(CH₂)_p -,
 -(CH₂)_m-O-(CH₂)_n-S-(CH₂)_p -,
 -(CH₂)_m-S-(CH₂)_n-S-(CH₂)_p -,
 20 -(CH₂)_m-NR⁴-(CH₂)_n-S-(CH₂)_p -,
 -(CH₂)_m-NR⁴-(CH₂)_n-O-(CH₂)_p -,
 -(CH₂)_m-S-(CH₂)_n-O-(CH₂)_p -, and
 -(CH₂)_m-S-(CH₂)_n-NR⁴-(CH₂)_p -;

25 wherein any methylene (CH₂) carbon atom in Y, other than in R⁴, can be substituted by one or two R³ substituents;

Z is

30 a 6-11 membered aromatic or nonaromatic mono- or polycyclic ring system having 0 to 6 heteroatoms selected from the group consisting of N, O, and S, and wherein the ring system is either unsubstituted or substituted with 0, 1, 2, 3 or 4 oxo or thio substituents, and either unsubstituted or substituted with one or more substituents independently selected from the group consisting of R¹⁰, R¹¹, R¹² and
 35 R¹³, provided that Z is not phenyl or pyridyl;

- R^1 and R^2 are each independently selected from the group consisting of
 hydrogen, halogen, C₁₋₁₀ alkyl, C₃₋₈ cycloalkyl,
 C₃₋₈ cycloheteroalkyl, C₃₋₈ cycloalkyl C₁₋₆ alkyl,
 C₃₋₈ cycloheteroalkyl C₁₋₆ alkyl, aryl, aryl C₁₋₈ alkyl, amino,
 5 amino C₁₋₈ alkyl, C₁₋₃ acylamino, C₁₋₃ acylamino C₁₋₈ alkyl,
 (C₁₋₆ alkyl)_pamino, (C₁₋₆ alkyl)_pamino C₁₋₈ alkyl,
 C₁₋₄ alkoxy, C₁₋₄ alkoxy C₁₋₆ alkyl, hydroxycarbonyl,
 hydroxycarbonyl C₁₋₆ alkyl, C₁₋₃ alkoxycarbonyl,
 C₁₋₃ alkoxycarbonyl C₁₋₆ alkyl, hydroxycarbonyl-
 10 C₁₋₆ alkyloxy, hydroxy, hydroxy C₁₋₆ alkyl, C₁₋₆ alkyloxy-
 C₁₋₆ alkyl, nitro, cyano, trifluoromethyl, trifluoromethoxy,
 trifluoroethoxy, C₁₋₈ alkyl-S(O)_p, (C₁₋₈ alkyl)_paminocarbonyl,
 C₁₋₈ alkyloxycarbonylamino, (C₁₋₈ alkyl)_paminocarbonyloxy,
 (aryl C₁₋₈ alkyl)_pamino, (aryl)_pamino, aryl C₁₋₈
 15 alkylsulfonylamino, and C₁₋₈ alkylsulfonylamino;
 or two R^1 substituents, when on the same carbon atom, are taken
 together with the carbon atom to which they are attached to
 form a carbonyl group;
- 20 each R^3 is independently selected from the group consisting of
 hydrogen,
 aryl,
 C₁₋₁₀ alkyl,
 aryl-(CH₂)_r-O-(CH₂)_s-,
 25 aryl-(CH₂)_rS(O)_p-(CH₂)_s-,
 aryl-(CH₂)_r-C(O)-(CH₂)_s-,
 aryl-(CH₂)_r-C(O)-N(R⁴)-(CH₂)_s-,
 aryl-(CH₂)_r-N(R⁴)-C(O)-(CH₂)_s-,
 aryl-(CH₂)_r-N(R⁴)-(CH₂)_s-,
 30 halogen,
 hydroxyl,
 oxo,
 trifluoromethyl,
 C₁₋₈ alkylcarbonylamino,

- aryl C₁₋₅ alkoxy,
 C₁₋₅ alkoxycarbonyl,
 (C₁₋₈ alkyl)_paminocarbonyl,
 C₁₋₆ alkylcarbonyloxy,
 5 C₃₋₈ cycloalkyl,
 (C₁₋₆ alkyl)_pamino,
 amino C₁₋₆ alkyl,
 arylaminocarbonyl,
 aryl C₁₋₅ alkylaminocarbonyl,
 10 aminocarbonyl,
 aminocarbonyl C₁₋₆ alkyl,
 hydroxycarbonyl,
 hydroxycarbonyl C₁₋₆ alkyl,
 HC≡C-(CH₂)_t-,
 15 C₁₋₆ alkyl-C≡C-(CH₂)_t-,
 C₃₋₇ cycloalkyl-C≡C-(CH₂)_t-,
 aryl-C≡C-(CH₂)_t-,
 C₁₋₆ alkylaryl-C≡C-(CH₂)_t-,
 CH₂=CH-(CH₂)_t-,
 20 C₁₋₆ alkyl-CH=CH-(CH₂)_t-,
 C₃₋₇ cycloalkyl-CH=CH-(CH₂)_t-,
 aryl-CH=CH-(CH₂)_t-,
 C₁₋₆ alkylaryl-CH=CH-(CH₂)_t-,
 C₁₋₆ alkyl-SO₂-(CH₂)_t-,
 25 C₁₋₆ alkylaryl-SO₂-(CH₂)_t-,
 C₁₋₆ alkoxy,
 aryl C₁₋₆ alkoxy,
 aryl C₁₋₆ alkyl,
 (C₁₋₆ alkyl)_pamino C₁₋₆ alkyl,
 30. (aryl)_pamino,
 (aryl)_pamino C₁₋₆ alkyl,
 (aryl C₁₋₆ alkyl)_pamino,
 (aryl C₁₋₆ alkyl)_pamino C₁₋₆ alkyl,
 arylcarbonyloxy,

- aryl C₁₋₆ alkylcarbonyloxy,
(C₁₋₆ alkyl)_paminocarbonyloxy,
C₁₋₈ alkylsulfonylamino,
arylsulfonylamino,
5 C₁₋₈ alkylsulfonylamino C₁₋₆ alkyl,
arylsulfonylamino C₁₋₆ alkyl,
aryl C₁₋₆ alkylsulfonylamino,
aryl C₁₋₆ alkylsulfonylamino C₁₋₆ alkyl,
C₁₋₈ alkoxycarbonylamino,
10 C₁₋₈ alkoxycarbonylamino C₁₋₈ alkyl,
aryloxycarbonylamino C₁₋₈ alkyl,
aryl C₁₋₈ alkoxycarbonylamino,
aryl C₁₋₈ alkoxycarbonylamino C₁₋₈ alkyl,
C₁₋₈ alkylcarbonylamino,
15 C₁₋₈ alkylcarbonylamino C₁₋₆ alkyl,
arylcarbonylamino C₁₋₆ alkyl,
aryl C₁₋₆ alkylcarbonylamino,
aryl C₁₋₆ alkylcarbonylamino C₁₋₆ alkyl,
aminocarbonylamino C₁₋₆ alkyl,
20 (C₁₋₈ alkyl)_paminocarbonylamino,
(C₁₋₈ alkyl)_paminocarbonylamino C₁₋₆ alkyl,
(aryl)_paminocarbonylamino C₁₋₆ alkyl,
(aryl C₁₋₈ alkyl)_paminocarbonylamino,
(aryl C₁₋₈ alkyl)_paminocarbonylamino C₁₋₆ alkyl,
25 aminosulfonylamino C₁₋₆ alkyl,
(C₁₋₈ alkyl)_paminosulfonylamino,
(C₁₋₈ alkyl)_paminosulfonylamino C₁₋₆ alkyl,
(aryl)_paminosulfonylamino C₁₋₆ alkyl,
(aryl C₁₋₈ alkyl)_paminosulfonylamino,
30 (aryl C₁₋₈ alkyl)_paminosulfonylamino C₁₋₆ alkyl,
C₁₋₆ alkylsulfonyl,
C₁₋₆ alkylsulfonyl C₁₋₆ alkyl,
arylsulfonyl C₁₋₆ alkyl,
aryl C₁₋₆ alkylsulfonyl,

- aryl C₁₋₆ alkylsulfonyl C₁₋₆ alkyl,
C₁₋₆ alkylcarbonyl,
C₁₋₆ alkylcarbonyl C₁₋₆ alkyl,
arylcarbonyl C₁₋₆ alkyl,
5 aryl C₁₋₆ alkylcarbonyl,
aryl C₁₋₆ alkylcarbonyl C₁₋₆ alkyl,
C₁₋₆ alkylthiocarbonylamino,
C₁₋₆ alkylthiocarbonylamino C₁₋₆ alkyl,
arylthiocarbonylamino C₁₋₆ alkyl,
10 aryl C₁₋₆ alkylthiocarbonylamino,
aryl C₁₋₆ alkylthiocarbonylamino C₁₋₆ alkyl,
(C₁₋₈ alkyl)_paminocarbonyl C₁₋₆ alkyl,
(aryl)_paminocarbonyl C₁₋₆ alkyl,
(aryl C₁₋₈ alkyl)_paminocarbonyl, and
15 (aryl C₁₋₈ alkyl)_paminocarbonyl C₁₋₆ alkyl;
or two R³ substituents, when on the same carbon atom are taken
together with the carbon atom to which they are attached to
form a carbonyl group or a cyclopropyl group,
wherein any of the alkyl groups of R³ are either unsubstituted or
20 substituted with one to three R¹ substituents, and provided that each R³
is selected such that in the resultant compound the carbon atom or
atoms to which R³ is attached is itself attached to no more than one
heteroatom;
- 25 each R⁴ is independently selected from the group consisting of
hydrogen,
aryl,
aminocarbonyl,
C₃₋₈ cycloalkyl,
30 amino C₁₋₆ alkyl,
(aryl)_paminocarbonyl,
(aryl C₁₋₅ alkyl)_paminocarbonyl,
hydroxycarbonyl C₁₋₆ alkyl,
C₁₋₈ alkyl,

aryl C₁₋₆ alkyl,
 (C₁₋₆ alkyl)_pamino C₂₋₆ alkyl,
 (aryl C₁₋₆ alkyl)_pamino C₂₋₆ alkyl,
 C₁₋₈ alkylsulfonyl,
 5 C₁₋₈ alkoxycarbonyl,
 aryloxycarbonyl,
 aryl C₁₋₈ alkoxycarbonyl,
 C₁₋₈ alkylcarbonyl,
 arylcarbonyl,
 10 aryl C₁₋₆ alkylcarbonyl,
 (C₁₋₈ alkyl)_paminocarbonyl,
 aminosulfonyl,
 C₁₋₈ alkylaminosulfonyl,
 (aryl)_paminosulfonyl,
 15 (aryl C₁₋₈ alkyl)_paminosulfonyl,
 arylsulfonyl,
 arylC₁₋₆ alkylsulfonyl,
 C₁₋₆ alkylthiocarbonyl,
 arylthiocarbonyl, and
 20 aryl C₁₋₆ alkylthiocarbonyl,

wherein any of the alkyl groups of R⁴ are either unsubstituted or substituted with one to three R¹ substituents;

R⁵ and R⁶ are each independently selected from the group consisting of
 25 hydrogen,
 C₁₋₁₀ alkyl,
 aryl,
 aryl-(CH₂)_r-O-(CH₂)_s-,
 aryl-(CH₂)_rS(O)_p-(CH₂)_s-,
 30 aryl-(CH₂)_r-C(O)-(CH₂)_s-,
 aryl-(CH₂)_r-C(O)-N(R⁴)-(CH₂)_s-,
 aryl-(CH₂)_r-N(R⁴)-C(O)-(CH₂)_s-,
 aryl-(CH₂)_r-N(R⁴)-(CH₂)_s-,
 halogen,

hydroxyl,
 C₁₋₈ alkylcarbonylamino,
 aryl C₁₋₅ alkoxy,
 C₁₋₅ alkoxycarbonyl,
 5 (C₁₋₈ alkyl)_paminocarbonyl,
 C₁₋₆ alkylcarbonyloxy,
 C₃₋₈ cycloalkyl,
 (C₁₋₆ alkyl)_pamino,
 amino C₁₋₆ alkyl,
 10 arylaminocarbonyl,
 aryl C₁₋₅ alkylaminocarbonyl,
 aminocarbonyl,
 aminocarbonyl C₁₋₆ alkyl,
 hydroxycarbonyl,
 15 hydroxycarbonyl C₁₋₆ alkyl,
 $\text{HC}\equiv\text{C}-(\text{CH}_2)_t-$,
 $\text{C}_{1-6}\text{ alkyl}-\text{C}\equiv\text{C}-(\text{CH}_2)_t-$,
 $\text{C}_{3-7}\text{ cycloalkyl}-\text{C}\equiv\text{C}-(\text{CH}_2)_t-$,
 $\text{aryl}-\text{C}\equiv\text{C}-(\text{CH}_2)_t-$,
 20 $\text{C}_{1-6}\text{ alkylaryl}-\text{C}\equiv\text{C}-(\text{CH}_2)_t-$,
 $\text{CH}_2=\text{CH}-(\text{CH}_2)_t-$,
 $\text{C}_{1-6}\text{ alkyl}-\text{CH}=\text{CH}-(\text{CH}_2)_t-$,
 $\text{C}_{3-7}\text{ cycloalkyl}-\text{CH}=\text{CH}-(\text{CH}_2)_t-$,
 $\text{aryl}-\text{CH}=\text{CH}-(\text{CH}_2)_t-$,
 25 $\text{C}_{1-6}\text{ alkylaryl}-\text{CH}=\text{CH}-(\text{CH}_2)_t-$,
 $\text{C}_{1-6}\text{ alkyl}-\text{SO}_2-(\text{CH}_2)_t-$,
 $\text{C}_{1-6}\text{ alkylaryl}-\text{SO}_2-(\text{CH}_2)_t-$,
 C₁₋₆ alkoxy,
 aryl C₁₋₆ alkoxy,
 30 aryl C₁₋₆ alkyl,
 (C₁₋₆ alkyl)_pamino C₁₋₆ alkyl,
 (aryl)_pamino,
 (aryl)_pamino C₁₋₆ alkyl,
 (aryl C₁₋₆ alkyl)_pamino,
 35 (aryl C₁₋₆ alkyl)_pamino C₁₋₆ alkyl,

arylcarbonyloxy,
aryl C₁₋₆ alkylcarbonyloxy,
(C₁₋₆ alkyl)_paminocarbonyloxy,
C₁₋₈ alkylsulfonylamino,
5 arylsulfonylamino,
C₁₋₈ alkylsulfonylamino C₁₋₆ alkyl,
arylsulfonylamino C₁₋₆ alkyl,
aryl C₁₋₆ alkylsulfonylamino,
aryl C₁₋₆ alkylsulfonylamino C₁₋₆ alkyl,
10 C₁₋₈ alkoxy carbonylamino,
C₁₋₈ alkoxy carbonylamino C₁₋₈ alkyl,
aryloxy carbonylamino C₁₋₈ alkyl,
aryl C₁₋₈-alkoxy carbonylamino,
aryl C₁₋₈ alkoxy carbonylamino C₁₋₈ alkyl,
15 C₁₋₈ alkylcarbonylamino,
C₁₋₈ alkylcarbonylamino C₁₋₆ alkyl,
arylcarbonylamino C₁₋₆ alkyl,
aryl C₁₋₆ alkylcarbonylamino,
aryl C₁₋₆ alkylcarbonylamino C₁₋₆ alkyl,
20 aminocarbonylamino C₁₋₆ alkyl,
(C₁₋₈ alkyl)_paminocarbonylamino,
(C₁₋₈ alkyl)_paminocarbonylamino C₁₋₆ alkyl,
(aryl)_paminocarbonylamino C₁₋₆ alkyl,
(aryl C₁₋₈ alkyl)_paminocarbonylamino,
25 (aryl C₁₋₈ alkyl)_paminocarbonylamino C₁₋₆ alkyl,
aminosulfonylamino C₁₋₆ alkyl,
(C₁₋₈ alkyl)_paminosulfonylamino,
(C₁₋₈ alkyl)_paminosulfonylamino C₁₋₆ alkyl,
(aryl)_paminosulfonylamino C₁₋₆ alkyl,
30 (aryl C₁₋₈ alkyl)_paminosulfonylamino,
(aryl C₁₋₈ alkyl)_paminosulfonylamino C₁₋₆ alkyl,
C₁₋₆ alkylsulfonyl,
C₁₋₆ alkylsulfonyl C₁₋₆ alkyl,
arylsulfonyl C₁₋₆ alkyl,
35 aryl C₁₋₆ alkylsulfonyl,

- aryl C₁₋₆ alkylsulfonyl C₁₋₆ alkyl,
 C₁₋₆ alkylcarbonyl,
 C₁₋₆ alkylcarbonyl C₁₋₆ alkyl,
 arylcarbonyl C₁₋₆ alkyl,
 5 aryl C₁₋₆ alkylcarbonyl,
 aryl C₁₋₆ alkylcarbonyl C₁₋₆ alkyl,
 C₁₋₆ alkylthiocarbonylamino,
 C₁₋₆ alkylthiocarbonylamino C₁₋₆ alkyl,
 arylthiocarbonylamino C₁₋₆ alkyl,
 10 aryl C₁₋₆ alkylthiocarbonylamino,
 aryl C₁₋₆ alkylthiocarbonylamino C₁₋₆ alkyl,
 (C₁₋₈ alkyl)_paminocarbonyl C₁₋₆ alkyl,
 (aryl)_paminocarbonyl C₁₋₆ alkyl,
 (aryl C₁₋₈ alkyl)_paminocarbonyl, and
 15 (aryl C₁₋₈ alkyl)_paminocarbonyl C₁₋₆ alkyl;

or R⁵ and R⁶ are taken together with the carbon atom to which
 they are attached to form a carbonyl group,
 wherein any of the alkyl groups of R⁵ or R⁶ are either unsubstituted or
 substituted with one to three R¹ substituents, and provided that each R⁵
 20 and R⁶ are selected such that in the resultant compound the carbon
 atom to which R⁵ and R⁶ are attached is itself attached to no more than
 one heteroatom;

- R⁷ and R⁸ are each independently selected from the group consisting of
 25 hydrogen,
 C₁₋₁₀ alkyl,
 aryl,
 aryl-(CH₂)_r-O-(CH₂)_s-,
 aryl-(CH₂)_rS(O)_p-(CH₂)_s-,
 30 aryl-(CH₂)_r-C(O)-(CH₂)_s-,
 aryl-(CH₂)_r-C(O)-N(R⁴)-(CH₂)_s-,
 aryl-(CH₂)_r-N(R⁴)-C(O)-(CH₂)_s-,
 aryl-(CH₂)_r-N(R⁴)-(CH₂)_s-,
 halogen,

- hydroxyl,
 C₁₋₈ alkylcarbonylamino,
 aryl C₁₋₅ alkoxy,
 C₁₋₅ alkoxycarbonyl,
 5 (C₁₋₈ alkyl)_paminocarbonyl,
 C₁₋₆ alkylcarbonyloxy,
 C₃₋₈ cycloalkyl,
 (C₁₋₆ alkyl)_pamino,
 amino C₁₋₆ alkyl,
 10 arylaminocarbonyl,
 aryl C₁₋₅ alkylaminocarbonyl,
 aminocarbonyl,
 aminocarbonyl C₁₋₆ alkyl,
 hydroxycarbonyl,
 15 hydroxycarbonyl C₁₋₆ alkyl,
 HC≡C-(CH₂)_t-,
 C₁₋₆ alkyl-C≡C-(CH₂)_t-,
 C₃₋₇ cycloalkyl-C≡C-(CH₂)_t-,
 aryl-C≡C-(CH₂)_t-,
 20 C₁₋₆ alkylaryl-C≡C-(CH₂)_t-,
 CH₂=CH-(CH₂)_t-,
 C₁₋₆ alkyl-CH=CH-(CH₂)_t-,
 C₃₋₇ cycloalkyl-CH=CH-(CH₂)_t-,
 aryl-CH=CH-(CH₂)_t-,
 25 C₁₋₆ alkylaryl-CH=CH-(CH₂)_t-,
 C₁₋₆ alkyl-SO₂-(CH₂)_t-,
 C₁₋₆ alkylaryl-SO₂-(CH₂)_t-,
 C₁₋₆ alkoxy,
 aryl C₁₋₆ alkoxy,
 30 aryl C₁₋₆ alkyl,
 (C₁₋₆ alkyl)_pamino C₁₋₆ alkyl,
 (aryl)_pamino,
 (aryl)_pamino C₁₋₆ alkyl,
 (aryl C₁₋₆ alkyl)_pamino,
 35 (aryl C₁₋₆ alkyl)_pamino C₁₋₆ alkyl,

arylcarbonyloxy,
aryl C₁₋₆ alkylcarbonyloxy,
(C₁₋₆ alkyl)paminocarbonyloxy,
C₁₋₈ alkylsulfonylamino,
5 arylcarbonylamino,
arylsulfonylamino,
C₁₋₈ alkylsulfonylamino C₁₋₆ alkyl,
arylsulfonylamino C₁₋₆ alkyl,
aryl C₁₋₆ alkylsulfonylamino,
10 aryl C₁₋₆ alkylsulfonylamino C₁₋₆ alkyl,
C₁₋₈ alkoxycarbonylamino,
C₁₋₈ alkoxycarbonylamino C₁₋₈ alkyl,
aryloxycarbonylamino C₁₋₈ alkyl,
aryl C₁₋₈ alkoxycarbonylamino,
15 aryl C₁₋₈ alkoxycarbonylamino C₁₋₈ alkyl,
C₁₋₈ alkylcarbonylamino C₁₋₆ alkyl,
arylcarbonylamino C₁₋₆ alkyl,
aryl C₁₋₆ alkylcarbonylamino,
aryl C₁₋₆ alkylcarbonylamino C₁₋₆ alkyl,
20 aminocarbonylamino C₁₋₆ alkyl,
(C₁₋₈ alkyl)paminocarbonylamino,
(C₁₋₈ alkyl)paminocarbonylamino C₁₋₆ alkyl,
(aryl)paminocarbonylamino C₁₋₆ alkyl,
arylamino carbonylamino,
25 (aryl C₁₋₈ alkyl)paminocarbonylamino,
(aryl C₁₋₈ alkyl)paminocarbonylamino C₁₋₆ alkyl,
aminosulfonylamino C₁₋₆ alkyl,
(C₁₋₈ alkyl)paminosulfonylamino,
(C₁₋₈ alkyl)paminosulfonylamino C₁₋₆ alkyl,
30 (aryl)paminosulfonylamino C₁₋₆ alkyl,
(aryl C₁₋₈ alkyl)paminosulfonylamino,
(aryl C₁₋₈ alkyl)paminosulfonylamino C₁₋₆ alkyl,
C₁₋₆ alkylsulfonyl,
C₁₋₆ alkylsulfonyl C₁₋₆ alkyl,
35 arylsulfonyl C₁₋₆ alkyl,

- 5 aryl C₁₋₆ alkylsulfonyl,
 aryl C₁₋₆ alkylsulfonyl C₁₋₆ alkyl,
 C₁₋₆ alkylcarbonyl,
 C₁₋₆ alkylcarbonyl C₁₋₆ alkyl,
 10 arylcarbonyl C₁₋₆ alkyl,
 aryl C₁₋₆ alkylcarbonyl,
 aryl C₁₋₆ alkylcarbonyl C₁₋₆ alkyl,
 C₁₋₆ alkylthiocarbonylamino,
 C₁₋₆ alkylthiocarbonylamino C₁₋₆ alkyl,
 15 arylthiocarbonylamino C₁₋₆ alkyl,
 aryl C₁₋₆ alkylthiocarbonylamino,
 aryl C₁₋₆ alkylthiocarbonylamino C₁₋₆ alkyl,
 (C₁₋₈ alkyl)_paminocarbonyl C₁₋₆ alkyl,
 (aryl)_paminocarbonyl C₁₋₆ alkyl,
 20 (aryl C₁₋₈ alkyl)_paminocarbonyl,
 (aryl C₁₋₈ alkyl)_paminocarbonyl C₁₋₆ alkyl, and
 C₇₋₂₀ polycyclyl C₀₋₈ alkylsulfonylamino,

25 wherein any of the alkyl groups of R⁷ and R⁸ are either unsubstituted or
 substituted with one to three R¹ substituents, and provided that each
 30 R⁷ and R⁸ are selected such that in the resultant compound the carbon
 atom to which R⁷ and R⁸ are attached is itself attached to no more than
 one heteroatom;

35 R⁹ is selected from the group consisting of
 40 hydrogen,
 C₁₋₈ alkyl,
 aryl,
 aryl C₁₋₈ alkyl,
 C₁₋₈ alkylcarbonyloxy C₁₋₄ alkyl,
 45 aryl C₁₋₈ alkylcarbonyloxy C₁₋₄ alkyl,
 C₁₋₈ alkylaminocarbonylmethylene, and
 C₁₋₈ dialkylaminocarbonylmethylene;

R¹⁰, R¹¹, R¹², and R¹³ are each independently selected from the group consisting of

- hydrogen,
- C₁₋₈ alkyl,
- 5 aryl,
- halogen,
- hydroxyl,
- oxo,
- aminocarbonyl,
- 10 C₃₋₈ cycloalkyl,
- amino C₁₋₆ alkyl,
- (aryl)paminocarbonyl,
- hydroxycarbonyl,
- (aryl C₁₋₅ alkyl)paminocarbonyl,
- 15 hydroxycarbonyl C₁₋₆ alkyl,
- aryl C₁₋₆ alkyl,
- (C₁₋₆ alkyl)pamino C₁₋₆ alkyl,
- (aryl C₁₋₆ alkyl)pamino C₂₋₆ alkyl,
- C₁₋₈ alkylsulfonyl,
- 20 C₁₋₈ alkoxycarbonyl,
- aryloxy carbonyl,
- aryl C₁₋₈ alkoxycarbonyl,
- C₁₋₈ alkylcarbonyl,
- arylcarbonyl,
- 25 aryl C₁₋₆ alkylcarbonyl,
- (C₁₋₈ alkyl)paminocarbonyl,
- aminosulfonyl,
- C₁₋₈ alkylaminosulfonyl,
- (aryl)paminosulfonyl,
- 30 (aryl C₁₋₈ alkyl)paminosulfonyl,
- C₁₋₆ alkylsulfonyl,
- arylsulfonyl,
- aryl C₁₋₆ alkylsulfonyl,
- aryl C₁₋₆ alkylcarbonyl,

- C₁₋₆ alkylthiocarbonyl,
 arylthiocarbonyl,
 aryl C₁₋₆ alkylthiocarbonyl,
 aryl-(CH₂)_r-O-(CH₂)_s-,
 5 aryl-(CH₂)_rS(O)_p-(CH₂)_s-,
 aryl-(CH₂)_r-C(O)-(CH₂)_s-,
 aryl-(CH₂)_r-C(O)-N(R⁴)-(CH₂)_s-,
 aryl-(CH₂)_r-N(R⁴)-C(O)-(CH₂)_s-,
 aryl-(CH₂)_r-N(R⁴)-(CH₂)_s-,
 10 HC≡C-(CH₂)_t-,
 C₁₋₆ alkyl-C≡C-(CH₂)_t-,
 C₃₋₇ cycloalkyl-C≡C-(CH₂)_t-,
 aryl-C≡C-(CH₂)_t-,
 C₁₋₆ alkylaryl-C≡C-(CH₂)_t-,
 15 CH₂=CH-(CH₂)_t-,
 C₁₋₆ alkyl-CH=CH-(CH₂)_t-,
 C₃₋₇ cycloalkyl-CH=CH-(CH₂)_t-,
 aryl-CH=CH-(CH₂)_t-,
 C₁₋₆ alkylaryl-CH=CH-(CH₂)_t-,
 20 C₁₋₆ alkyl-SO₂-(CH₂)_t-,
 C₁₋₆ alkylaryl-SO₂-(CH₂)_t-,
 C₁₋₈ alkylcarbonylamino,
 aryl C₁₋₅ alkoxy,
 C₁₋₅ alkoxycarbonyl,
 25 (C₁₋₈ alkyl)_paminocarbonyl,
 C₁₋₆ alkylcarbonyloxy,
 (C₁₋₆ alkyl)_pamino,
 aminocarbonyl C₁₋₆ alkyl,
 C₁₋₆ alkoxy,
 30 aryl C₁₋₆ alkoxy,
 (aryl)_pamino,
 (aryl)_pamino C₁₋₆ alkyl,
 (aryl C₁₋₆ alkyl)_pamino,
 (aryl C₁₋₆ alkyl)_pamino C₁₋₆ alkyl,

arylcarbonyloxy,
aryl C₁₋₆ alkylcarbonyloxy,
(C₁₋₆ alkyl)_paminocarbonyloxy,
C₁₋₈ alkylsulfonylamino,
5 arylsulfonylamino,
C₁₋₈ alkylsulfonylamino C₁₋₆ alkyl,
arylsulfonylamino C₁₋₆ alkyl,
aryl C₁₋₆ alkylsulfonylamino,
aryl C₁₋₆ alkylsulfonylamino C₁₋₆ alkyl,
10 C₁₋₈ alkoxy carbonylamino,
C₁₋₈ alkoxy carbonylamino C₁₋₈ alkyl,
aryloxy carbonylamino C₁₋₈ alkyl,
aryl C₁₋₈ alkoxy carbonylamino,
aryl C₁₋₈ alkoxy carbonylamino C₁₋₈ alkyl,
15 C₁₋₈ alkylcarbonylamino,
C₁₋₈ alkylcarbonylamino C₁₋₆ alkyl,
arylcarbonylamino C₁₋₆ alkyl,
aryl C₁₋₆ alkylcarbonylamino,
aryl C₁₋₆ alkylcarbonylamino C₁₋₆ alkyl,
20 aminocarbonylamino C₁₋₆ alkyl,
(C₁₋₈ alkyl)_paminocarbonylamino,
(C₁₋₈ alkyl)_paminocarbonylamino C₁₋₆ alkyl,
(aryl)_paminocarbonylamino C₁₋₆ alkyl,
(aryl C₁₋₈ alkyl)_paminocarbonylamino,
25 (aryl C₁₋₈ alkyl)_paminocarbonylamino C₁₋₆ alkyl,
aminosulfonylamino C₁₋₆ alkyl,
(C₁₋₈ alkyl)_paminosulfonylamino,
(C₁₋₈ alkyl)_paminosulfonylamino C₁₋₆ alkyl,
(aryl)_paminosulfonylamino C₁₋₆ alkyl,
30 (aryl C₁₋₈ alkyl)_paminosulfonylamino,
(aryl C₁₋₈ alkyl)_paminosulfonylamino C₁₋₆ alkyl,
C₁₋₆ alkylsulfonyl,
C₁₋₆ alkylsulfonyl C₁₋₆ alkyl,
arylsulfonyl C₁₋₆ alkyl,
35 aryl C₁₋₆ alkylsulfonyl,

- aryl C₁₋₆ alkylsulfonyl C₁₋₆ alkyl,
 C₁₋₆ alkylcarbonyl,
 C₁₋₆ alkylcarbonyl C₁₋₆ alkyl,
 arylcarbonyl C₁₋₆ alkyl,
 5 aryl C₁₋₆ alkylcarbonyl,
 aryl C₁₋₆ alkylcarbonyl C₁₋₆ alkyl,
 C₁₋₆ alkylthiocarbonylamino,
 C₁₋₆ alkylthiocarbonylamino C₁₋₆ alkyl,
 arylthiocarbonylamino C₁₋₆ alkyl,
 10 aryl C₁₋₆ alkylthiocarbonylamino,
 aryl C₁₋₆ alkylthiocarbonylamino C₁₋₆ alkyl,
 (C₁₋₈ alkyl)_paminocarbonyl C₁₋₆ alkyl,
 (aryl)_paminocarbonyl C₁₋₆ alkyl,
 (aryl C₁₋₈ alkyl)_paminocarbonyl, and
 15 (aryl C₁₋₈ alkyl)_paminocarbonyl C₁₋₆ alkyl,
 wherein any of the alkyl groups of R¹⁰, R¹¹, R¹², and R¹³ are either
 unsubstituted or substituted with one to three R¹ substituents;

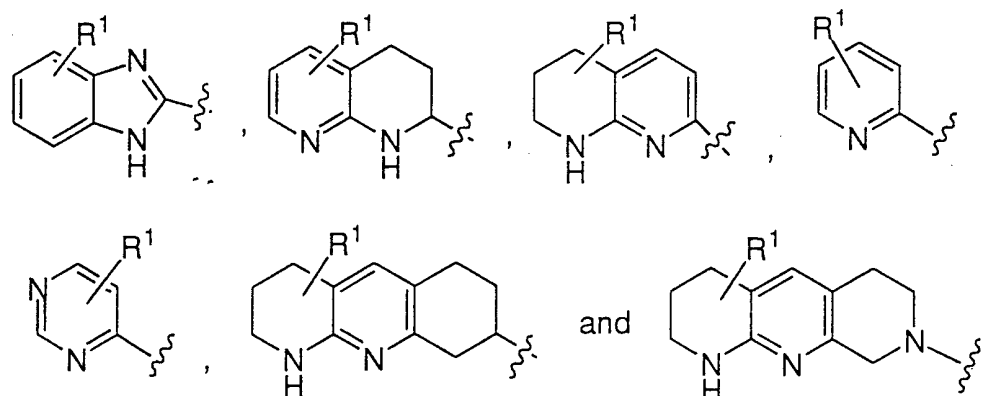
- wherein
 20 each m is independently an integer from 0 to 6;
 each n is independently an integer from 0 to 6;
 each p is independently an integer from 0 to 2;
 each r is independently an integer from 1 to 3;
 each s is independently an integer from 0 to 3;
 25 each t is an integer from 0 to 3; and
 v is independently an integer from 0 to 6;

and the pharmaceutically acceptable salts thereof.

30. In the compounds of the present invention, W is preferably
 a 6-membered monocyclic aromatic or nonaromatic ring system having
 1 or 2 nitrogen atoms wherein each carbon atom is either unsubstituted
 or substituted with one R¹ substituent, or

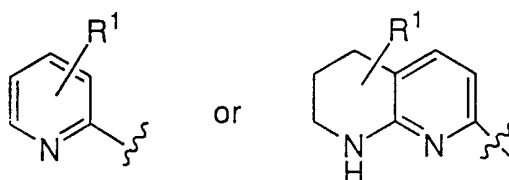
a 9- to 14-membered polycyclic ring system, wherein one or more of the rings is aromatic, and wherein the polycyclic ring system has 0, 1, 2, 3 or 4 heteroatoms selected from the group consisting of N, O, and S wherein the ring nitrogen atoms are unsubstituted or substituted with one R¹ substituent and the ring carbon atoms are unsubstituted or substituted with one or two R¹ substituents.

More preferably, W is selected from the group consisting of



10

Most preferably W is



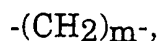
15

In the compounds of the present invention, X is preferably $-(CH_2)_v-$, wherein any methylene (CH₂) carbon atom is either unsubstituted or substituted with one or two R¹ substituents.

More preferably X is a direct bond, that is, v is 0.

20

In the compounds of the present invention, Y is preferably selected from the group consisting of



- 5
- (CH₂)_m-O-(CH₂)_n-,
 - (CH₂)_m-NR⁴-(CH₂)_n-,
 - (CH₂)_m-S-(CH₂)_n-,
 - (CH₂)_m-SO-(CH₂)_n-,
 - (CH₂)_m-SO₂-(CH₂)_n-,
 - (CH₂)_m-O-(CH₂)_n-O-(CH₂)_p-,
 - (CH₂)_m-O-(CH₂)_n-NR⁴-(CH₂)_p-,
 - (CH₂)_m-NR⁴-(CH₂)_n-NR⁴-(CH₂)_p-, and
 - (CH₂)_m-NR⁴-(CH₂)_n-O-(CH₂)_p-,

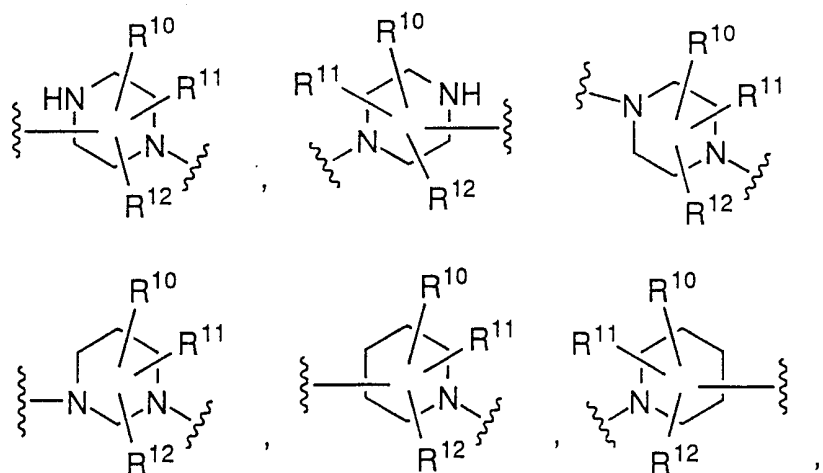
10 wherein any methylene (CH₂) carbon atom in Y, other than in R⁴, can be substituted by one or two R³ substituents.

More preferably Y is selected from the group consisting of

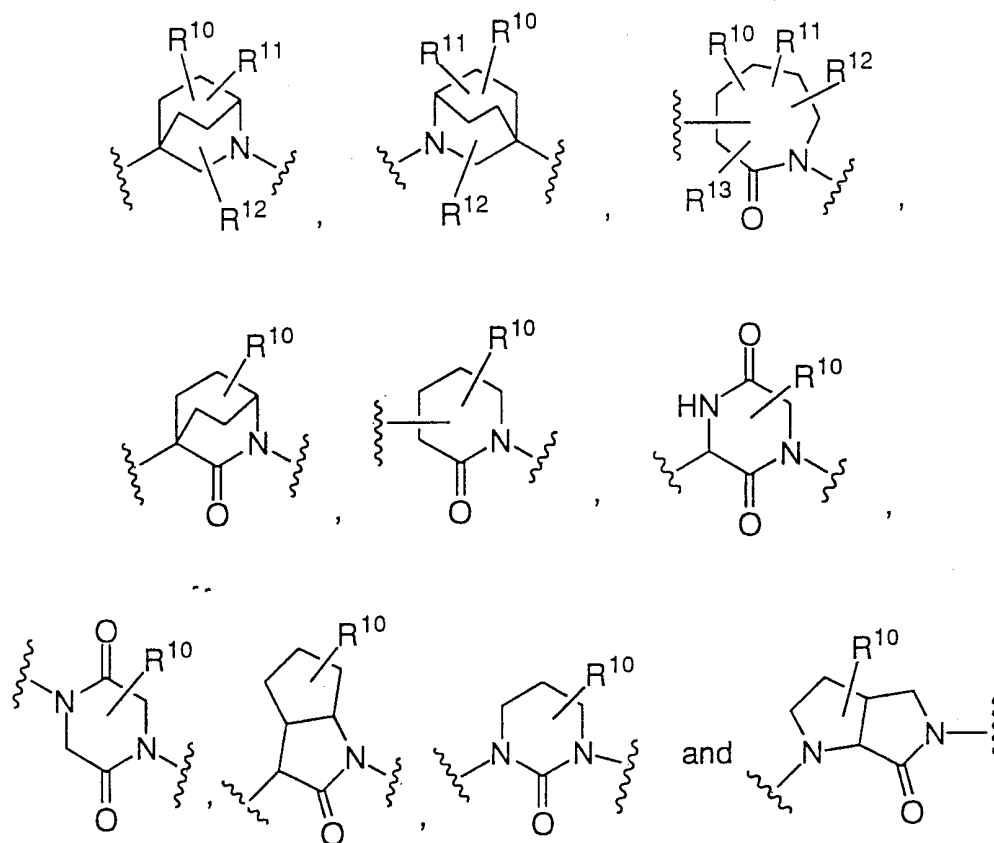
(CH₂)_m, (CH₂)_m-S-(CH₂)_n, and (CH₂)_m-NR⁴-(CH₂)_n,

15 wherein any methylene (CH₂) carbon atom in Y, other than in R⁴, can be substituted by one or two R³ substituents.

In the compounds of the present invention, Z is preferably selected from the group consisting of

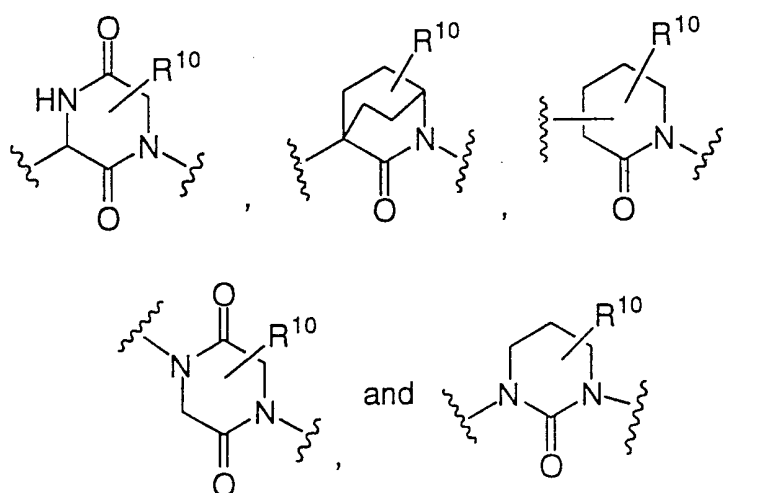


20



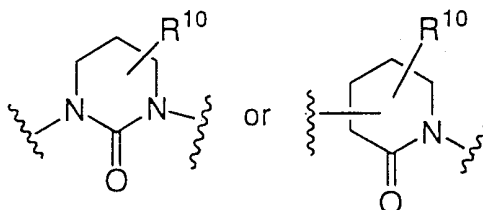
5

More preferably Z is selected from the group consisting of



10

Most preferably Z is



In the compounds of the present invention, R¹ and R² are preferably selected from the group consisting of hydrogen, halogen, C₁-10 alkyl, C₃-8 cycloalkyl, C₃-8 cycloheteroalkyl, hydroxy, nitro, cyano, trifluoromethyl, and trifluoromethoxy.

More preferably, R¹ and R² are selected from the group consisting of hydrogen, halogen, C₁-10 alkyl, C₃-8 cycloalkyl, trifluoromethyl, and trifluoromethoxy.

In the compounds of the present invention, R³ is preferably selected from the group consisting of

- hydrogen,
- fluoro,
- trifluoromethyl,
- aryl,
- C₁-8 alkyl,
- arylC₁-6 alkyl
- hydroxyl,
- oxo,
- arylamino-carbonyl,
- aryl C₁-5 alkylaminocarbonyl,
- aminocarbonyl, and
- aminocarbonyl C₁-6 alkyl.

More preferably, R³ is selected from the group consisting of

- fluoro,
- aryl,
- C₁-8 alkyl,

arylC₁₋₆ alkyl
hydroxyl,
oxo, and
arylaminocarbonyl.

5

In the compounds of the present invention, R⁴ is preferably selected from the group consisting of

hydrogen,
aryl,
10 C₃₋₈ cycloalkyl,
C₁₋₈ alkyl,
C₁₋₈ alkylcarbonyl,
arylcarbonyl,
C₁₋₆ alkylsulfonyl,
15 arylsulfonyl,
arylC₁₋₆alkylsulfonyl,
arylC₁₋₆alkylcarbonyl,
C₁₋₈alkylaminocarbonyl,
arylC₁₋₅alkylaminocarbonyl,
20 arylC₁₋₈alkoxycarbonyl, and
C₁₋₈alkoxycarbonyl.

More preferably, R⁴ is selected from the group consisting of
hydrogen,
C₁₋₈ alkyl,
25 C₁₋₈ alkylcarbonyl,
arylcarbonyl,
arylC₁₋₆alkylcarbonyl,
C₁₋₆ alkylsulfonyl,
arylsulfonyl, and
30 arylC₁₋₆alkylsulfonyl.

In one embodiment of the present invention, R⁵ and R⁶ are each independently selected from the group consisting of
hydrogen,

aryl,
C₁₋₈ alkyl,
aryl-C≡C-(CH₂)_t-,
aryl C₁₋₆ alkyl,
5 CH₂=CH-(CH₂)_t-, and
HC≡C-(CH₂)_t-.

In a class of this embodiment of the present invention, R⁶ is hydrogen and R⁵ is selected from the group consisting of

hydrogen,
10 aryl,
C₁₋₈ alkyl,
aryl-C≡C-(CH₂)_t-,
aryl C₁₋₆ alkyl,
CH₂=CH-(CH₂)_t-, and
15 HC≡C-(CH₂)_t-.

In a subclass of this class of the present invention, R⁶, R⁷, and R⁸ are each hydrogen and R⁵ is selected from the group consisting of

20 hydrogen,
aryl,
C₁₋₈ alkyl,
aryl-C≡C-(CH₂)_t-,
aryl C₁₋₆ alkyl,
25 CH₂=CH-(CH₂)_t-, and
HC≡C-(CH₂)_t-.

In another embodiment of the present invention, R⁷ and R⁸ are each independently selected from the group consisting of

30 hydrogen,
aryl,
C₁₋₈ alkylcarbonylamino,
arylcarbonylamino,
C₁₋₈ alkylsulfonylamino,
35 arylsulfonylamino,

- C₁₋₈ alkylsulfonylamino C₁₋₆ alkyl,
- arylsulfonylamino C₁₋₆ alkyl,
- aryl C₁₋₆ alkylsulfonylamino,
- aryl C₁₋₆ alkylsulfonylamino C₁₋₆ alkyl,
- 5 C₁₋₈ alkoxycarbonylamino,
- C₁₋₈ alkoxycarbonylamino C₁₋₈ alkyl,
- aryloxycarbonylamino C₁₋₈ alkyl,
- aryl C₁₋₈ alkoxycarbonylamino,
- aryl C₁₋₈ alkoxycarbonylamino C₁₋₈ alkyl,
- 10 C₁₋₈ alkylcarbonylamino C₁₋₆ alkyl,
- arylcarbonylamino C₁₋₆ alkyl,
- aryl C₁₋₆ alkylcarbonylamino,
- aryl C₁₋₆ alkylcarbonylamino C₁₋₆ alkyl,
- aminocarbonylamino C₁₋₆ alkyl,
- 15 (C₁₋₈ alkyl)_paminocarbonylamino,
- (C₁₋₈ alkyl)_paminocarbonylamino C₁₋₆ alkyl,
- (aryl)_paminocarbonylamino C₁₋₆ alkyl,
- (aryl C₁₋₈ alkyl)_paminocarbonylamino,
- (aryl C₁₋₈ alkyl)_paminocarbonylamino C₁₋₆ alkyl,
- 20 aminosulfonylamino C₁₋₆ alkyl,
- (C₁₋₈ alkyl)_paminosulfonylamino,
- (C₁₋₈ alkyl)_paminosulfonylamino C₁₋₆ alkyl,
- (aryl)_paminosulfonylamino C₁₋₆ alkyl,
- (aryl C₁₋₈ alkyl)_paminosulfonylamino,
- 25 (aryl C₁₋₈ alkyl)_paminosulfonylamino C₁₋₆ alkyl,
- C₁₋₆ alkylthiocarbonylamino,
- C₁₋₆ alkylthiocarbonylamino C₁₋₆ alkyl,
- arylthiocarbonylamino C₁₋₆ alkyl,
- aryl C₁₋₆ alkylthiocarbonylamino, and
- 30. aryl C₁₋₆ alkylthiocarbonylamino C₁₋₆ alkyl.

In a class of this embodiment of the present invention, R⁸ is hydrogen and R⁷ is selected from the group consisting of consisting of hydrogen,

aryl,
C₁₋₈ alkylcarbonylamino,
aryl C₁₋₆ alkylcarbonylamino,
arylcarbonylamino,
5 C₁₋₈ alkylsulfonylamino,
aryl C₁₋₆ alkylsulfonylamino,
arylsulfonylamino,
C₁₋₈ alkoxycarbonylamino,
aryl C₁₋₈ alkoxycarbonylamino,
10 arylaminocarbonylamino,
(C₁₋₈ alkyl)_paminocarbonylamino,
(aryl C₁₋₈ alkyl)_paminocarbonylamino,
(C₁₋₈ alkyl)_paminosulfonylamino, and
(aryl C₁₋₈ alkyl)_paminosulfonylamino.

15

In a subclass of this class of the present invention, R⁵, R⁶,
and R⁸ are each hydrogen and R⁷ is selected from the group consisting
of

hydrogen,
20 aryl,
C₁₋₈ alkylcarbonylamino,
aryl C₁₋₆ alkylcarbonylamino,
arylcarbonylamino,
C₁₋₈ alkylsulfonylamino,
25 aryl C₁₋₆ alkylsulfonylamino,
arylsulfonylamino,
C₁₋₈ alkoxycarbonylamino,
aryl C₁₋₈ alkoxycarbonylamino,
arylaminocarbonylamino,
30 (C₁₋₈ alkyl)_paminocarbonylamino,
(aryl C₁₋₈ alkyl)_paminocarbonylamino,
(C₁₋₈ alkyl)_paminosulfonylamino, and
(aryl C₁₋₈ alkyl)_paminosulfonylamino.

In the compounds of the present invention, R⁹ is preferably selected from the group consisting of hydrogen, methyl, and ethyl.

More preferably, R⁹ is hydrogen.

In the compounds of the present invention, R¹⁰, R¹¹, R¹²,
5 and R¹³ are preferably each independently selected from the group consisting of hydrogen and C₁₋₈ alkyl.

More preferably R¹⁰, R¹¹, R¹², and R¹³ are hydrogen.

In the compounds of the present invention, m is preferably
an integer from 0 to 4, more preferably from 0 to 3.

10 In the compounds of the present invention, n is preferably
an integer from 0 to 4, more preferably from 0 to 3.

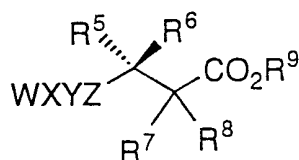
In the compounds of the present invention, r is preferably
an integer from 1 to 2.

In the compounds of the present invention, s is preferably
15 an integer from 0 to 2.

In the compounds of the present invention, t is preferably
an integer from 0 to 2, more preferably from 0 to 1.

In the compounds of the present invention, v is preferably 0.

In certain embodiments of the present invention the
20 compounds have the formula with the following designated
stereochemistry:



wherein the substituents W, X, Y, Z, R¹, R², R³, R⁴, R⁵, R⁶, R⁷, R⁸, R⁹,
25 R¹⁰, R¹¹, R¹², and R¹³, and the subscripts m, n, p, r, s, t, and v are as
described above.

Illustrative but nonlimiting examples of compounds of the
present invention that are useful as integrin receptor antagonists are
the following:

30

- ethyl 3(S)-(2,3-dihydro-benzofuran-6-yl)-3-(2-oxo-3-[3-(5,6,7,8-tetrahydro-[1,8]naphthyridin-2-yl)-propyl]-tetrahydro-pyrimidin-1-yl)-propionate;
- ethyl 3(S)-(3-fluorophenyl)-3-(2-oxo-3(S or R)-[3-(5,6,7,8-tetrahydro-
5 [1,8]naphthyridin-2-yl)-propyl]-piperidin-1-yl)-propionate;
- ethyl 3(S)-(3-fluorophenyl)-3-(2-oxo-3(R or S)-[3-(5,6,7,8-tetrahydro-[1,8]naphthyridin-2-yl)-propyl]-piperidin-1-yl)-propionate;
- 10 3(S)-(2,3-dihydro-benzofuran-6-yl)-3-(2-oxo-3-[3-(5,6,7,8-tetrahydro-[1,8]naphthyridin-2-yl)-propyl]-tetrahydro-pyrimidin-1-yl)-propionic acid;
- 3(S)-(3-fluorophenyl)-3-(2-oxo-3(S or R)-[3-(5,6,7,8-tetrahydro-
15 [1,8]naphthyridin-2-yl)-propyl]-piperidin-1-yl)-propionic acid;
- 3(S)-(3-fluorophenyl)-3-(2-oxo-3(R or S)-[3-(5,6,7,8-tetrahydro-[1,8]naphthyridin-2-yl)-propyl]-piperidin-1-yl)-propionic acid;
- 20 and the pharmaceutically acceptable salts thereof.

Further illustrative of the present invention are the compounds selected from the group consisting of:

- 25 3(S)-(2,3-dihydro-benzofuran-6-yl)-3-(2-oxo-3-[3-(5,6,7,8-tetrahydro-[1,8]naphthyridin-2-yl)-propyl]-tetrahydro-pyrimidin-1-yl)-propionic acid;
- 3(S)-(3-fluorophenyl)-3-(2-oxo-3(S or R)-[3-(5,6,7,8-tetrahydro-
30 [1,8]naphthyridin-2-yl)-propyl]-piperidin-1-yl)-propionic acid;
- 3(S)-(3-fluorophenyl)-3-(2-oxo-3(R or S)-[3-(5,6,7,8-tetrahydro-[1,8]naphthyridin-2-yl)-propyl]-piperidin-1-yl)-propionic acid;
- 35 and the pharmaceutically acceptable salts thereof.

For use in medicine, the salts of the compounds of this invention refer to non-toxic "pharmaceutically acceptable salts." Other salts may, however, be useful in the preparation of the compounds according to the invention or of their pharmaceutically acceptable salts.

- 5 Salts encompassed within the term "pharmaceutically acceptable salts" refer to non-toxic salts of the compounds of this invention which are generally prepared by reacting the free base with a suitable organic or inorganic acid. Representative salts include the following: acetate, benzenesulfonate, benzoate, bicarbonate, bisulfate, bitartrate, borate, bromide, calcium, camsylate, carbonate, chloride, clavulanate, citrate, 10 dihydrochloride, edetate, edisylate, estolate, esylate, fumarate, gluceptate, gluconate, glutamate, glycolylarsanilate, hexylresorcinate, hydrabamine, hydrobromide, hydrochloride, hydroxynaphthoate, iodide, isothionate, lactate, lactobionate, laurate, malate, maleate, mandelate, mesylate, methylbromide, methylnitrate, methylsulfate, mucate, 15 napsylate, nitrate, N-methylglucamine ammonium salt, oleate, oxalate, pamoate (embonate), palmitate, pantothenate, phosphate/diphosphate, polygalacturonate, salicylate, stearate, sulfate, subacetate, succinate, tannate, tartrate, teoclate, tosylate, triethiodide and valerate.
- 20 Furthermore, where the compounds of the invention carry an acidic moiety, suitable pharmaceutically acceptable salts thereof may include alkali metal salts, e.g., sodium or potassium salts; alkaline earth metal salts, e.g., calcium or magnesium salts; and salts formed with suitable organic ligands, e.g., quaternary ammonium salts.

- 25 The compounds of the present invention can have chiral centers and occur as racemates, racemic mixtures, diastereomeric mixtures, and as individual diastereomers, or enantiomers with all isomeric forms being included in the present invention. Therefore, where a compound is chiral, the separate enantiomers or 30 diastereomers, substantially free of the other, are included within the scope of the invention; further included are all mixtures of the two enantiomers. Also included within the scope of the invention are polymorphs and hydrates of the compounds of the instant invention.

- 35 The present invention includes within its scope prodrugs of the compounds of this invention. In general, such prodrugs will be

functional derivatives of the compounds of this invention which are readily convertible *in vivo* into the required compound. Thus, in the methods of treatment of the present invention, the term "administering" shall encompass the treatment of the various conditions described with
5 the compound specifically disclosed or with a compound which may not be specifically disclosed, but which converts to the specified compound *in vivo* after administration to the patient. Conventional procedures for the selection and preparation of suitable prodrug derivatives are described, for example, in "Design of Prodrugs," ed. H. Bundgaard, Elsevier, 1985,
10 which is incorporated by reference herein in its entirety. Metabolites of these compounds include active species produced upon introduction of compounds of this invention into the biological milieu.

The term "therapeutically effective amount" shall mean that amount of a drug or pharmaceutical agent that will elicit the
15 biological or medical response of a tissue, system, animal or human that is being sought by a researcher or clinician.

The term "integrin receptor antagonist," as used herein, refers to a compound which binds to and antagonizes either the $\alpha v \beta 3$ receptor, the $\alpha v \beta 5$ receptor, or the $\alpha v \beta 6$ receptor, or a compound which
20 binds to and antagonizes combinations of these receptors (for example, a dual $\alpha v \beta 3 / \alpha v \beta 5$ receptor antagonist).

The term "bone resorption," as used herein, refers to the process by which osteoclasts degrade bone.

The term "alkyl" shall mean straight or branched chain
25 alkanes of one to ten total carbon atoms, or any number within this range (i.e., methyl, ethyl, 1-propyl, 2-propyl, n-butyl, s-butyl, t-butyl, etc.).

The term "alkenyl" shall mean straight or branched chain alkenes of two to ten total carbon atoms, or any number within this
30 range.

The term "alkynyl" shall mean straight or branched chain alkynes of two to ten total carbon atoms, or any number within this range.

The term "cycloalkyl" shall mean cyclic rings of alkanes of three to eight total carbon atoms, or any number within this range (i.e., cyclopropyl, cyclobutyl, cyclopentyl, cyclohexyl, cycloheptyl or cyclooctyl).

The term "cycloheteroalkyl," as used herein, shall mean a
 5 3- to 8-membered fully saturated heterocyclic ring containing one or two heteroatoms chosen from N, O or S. Examples of cycloheteroalkyl groups include, but are not limited to piperidinyl, pyrrolidinyl, azetidiny, morpholinyl, piperazinyl.

The term "alkoxy," as used herein, refers to straight or
 10 branched chain alkoxides of the number of carbon atoms specified (e.g., C1-5 alkoxy), or any number within this range (i.e., methoxy, ethoxy, etc.).

The term "aryl," as used herein, refers to a monocyclic or polycyclic system comprising at least one aromatic ring, wherein the
 15 monocyclic or polycyclic system contains 0, 1, 2, 3, or 4 heteroatoms chosen from N, O, or S, and wherein the monocyclic or polycyclic system is either unsubstituted or substituted with one or more groups independently selected from hydrogen, halogen, C1-10 alkyl, C3-8 cycloalkyl, aryl, aryl C1-8 alkyl, amino, amino C1-8 alkyl, C1-3
 20 acylamino, C1-3 acylamino C1-8 alkyl, C1-6 alkylamino, C1-6 alkylamino C1-8 alkyl, C1-6 dialkylamino, C1-6 dialkylamino-C1-8 alkyl, C1-4 alkoxy, C1-4 alkoxy C1-6 alkyl, hydroxycarbonyl, hydroxycarbonyl C1-6 alkyl, C1-5 alkoxycarbonyl, C1-3 alkoxycarbonyl C1-6 alkyl, hydroxycarbonyl C1-6 alkyloxy, hydroxy, hydroxy C1-6 alkyl, cyano, trifluoromethyl, oxo or C1-
 25 5 alkylcarbonyloxy. Examples of aryl include, but are not limited to, phenyl, naphthyl, pyridyl, pyrazinyl, pyrimidinyl, imidazolyl, benzimidazolyl, benzthiazolyl, benzoxazolyl, indolyl, thienyl, furyl, pyrrol, pyrazolyl, dihydrobenzofuryl, benzo(1,3) dioxolane, oxazolyl, isoxazolyl and thiazolyl, which are either unsubstituted or substituted
 30 with one or more groups independently selected from hydrogen, halogen, C1-10 alkyl, C3-8 cycloalkyl, aryl, aryl C1-8 alkyl, amino, amino C1-8 alkyl, C1-3 acylamino, C1-3 acylamino C1-8 alkyl, C1-6 alkylamino, C1-6 alkylamino-C1-8 alkyl, C1-6 dialkylamino, C1-6 dialkylamino C1-8 alkyl, C1-4 alkoxy, C1-4 alkoxy C1-6 alkyl, hydroxycarbonyl,
 35 hydroxycarbonyl C1-6 alkyl, C1-5 alkoxycarbonyl, C1-3 alkoxycarbonyl

C₁₋₆ alkyl, hydroxycarbonyl C₁₋₆ alkyloxy, hydroxy, hydroxy C₁₋₆ alkyl, cyano, trifluoromethyl, oxo or C₁₋₅ alkylcarbonyloxy. Preferably, the aryl group is unsubstituted, mono-, di-, tri- or tetra-substituted with one to four of the above-named substituents; more preferably, the aryl group is unsubstituted, mono-, di- or tri-substituted with one to three of the above-named substituents; most preferably, the aryl group is unsubstituted, mono- or di-substituted with one to two of the above-named substituents.

Whenever the term "alkyl" or "aryl" or either of their prefix roots appear in a name of a substituent (e.g., aryl C₀₋₈ alkyl) it shall be interpreted as including those limitations given above for "alkyl" and "aryl." Designated numbers of carbon atoms (e.g., C₁₋₁₀) shall refer independently to the number of carbon atoms in an alkyl or cyclic alkyl moiety or to the alkyl portion of a larger substituent in which alkyl appears as its prefix root.

The terms "arylalkyl" and "alkylaryl" include an alkyl portion where alkyl is as defined above and to include an aryl portion where aryl is as defined above. Examples of arylalkyl include, but are not limited to, benzyl, fluorobenzyl, chlorobenzyl, phenylethyl, phenylpropyl, fluorophenylethyl, chlorophenylethyl, thienylmethyl, thienylethyl, and thienylpropyl. Examples of alkylaryl include, but are not limited to, toluene, ethylbenzene, propylbenzene, methylpyridine, ethylpyridine, propylpyridine and butylpyridine.

In the compounds of the present invention, two R¹ substituents, when on the same carbon atom, can be taken together with the carbon to which they are attached to form a carbonyl group.

In the compounds of the present invention, two R³ substituents, when on the same carbon atom, can be taken together with the carbon atom to which they are attached to form a carbonyl group. In such instances, the limitation, that in the resultant compound the carbon atom or atoms to which R³ is attached is itself attached to no more than one heteroatom, does not apply. Also, in the compounds of the present invention, two R³ substituents, when on the same carbon

atom, can be taken together with the carbon atom to which they are attached to form a cyclopropyl group.

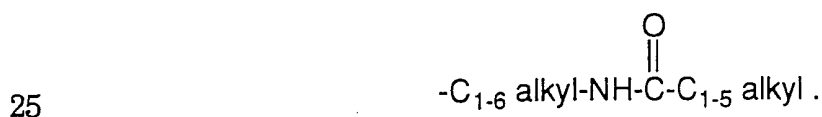
In the compounds of the present invention, R⁵ and R⁶ can be taken together with the carbon atom to which they are attached to form a carbonyl group. In such instances, the limitation, that in the resultant compound the carbon atom to which R⁵ and R⁶ is attached is itself attached to no more than one heteroatom, does not apply.

The term "halogen" shall include iodine, bromine, chlorine, and fluorine.

The term "oxy" means an oxygen (O) atom. The term "thio" means a sulfur (S) atom. The term "oxo" means "=O". The term "carbonyl" means "C=O."

The term "substituted" shall be deemed to include multiple degrees of substitution by a named substituent. Where multiple substituent moieties are disclosed or claimed, the substituted compound can be independently substituted by one or more of the disclosed or claimed substituent moieties, singly or plurally. By independently substituted, it is meant that the (two or more) substituents can be the same or different.

Under standard nomenclature used throughout this disclosure, the terminal portion of the designated side chain is described first, followed by the adjacent functionality toward the point of attachment. For example, a C₁₋₅ alkylcarbonylamino C₁₋₆ alkyl substituent is equivalent to



In choosing compounds of the present invention, one of ordinary skill in the art will recognize that the various substituents, i.e. W, X, Y, Z, R¹, R², R³, R⁴, R⁵, R⁶, R⁷, R⁸, R⁹, R¹⁰, R¹¹, R¹², and R¹³, and the subscripts m, n, p, r, s, t, and v are to be chosen in conformity with well-known principles of chemical structure connectivity.

Representative compounds of the present invention typically display submicromolar affinity for the integrin receptors, particularly

the $\alpha v\beta 3$, $\alpha v\beta 5$, and/or $\alpha v\beta 6$ receptors. Compounds of this invention are therefore useful for treating mammals suffering from a bone condition caused or mediated by increased bone resorption, who are in need of such therapy. Pharmacologically effective amounts of the compounds, including pharmaceutically acceptable salts thereof, are administered to the mammal, to inhibit the activity of mammalian osteoclasts.

The compounds of the present invention are administered in dosages effective to antagonize the $\alpha v\beta 3$ receptor where such treatment is needed, as, for example, in the prevention or treatment of osteoporosis.

Further exemplifying the invention is the method wherein the integrin receptor antagonizing effect is an $\alpha v\beta 3$ antagonizing effect. An illustration of the invention is the method wherein the $\alpha v\beta 3$ antagonizing effect is selected from inhibition of bone resorption, restenosis, angiogenesis, diabetic retinopathy, macular degeneration, inflammation, viral disease, tumor growth, or metastasis. Preferably, the $\alpha v\beta 3$ antagonizing effect is the inhibition of bone resorption.

An example of the invention is the method wherein the integrin receptor antagonizing effect is an $\alpha v\beta 5$ antagonizing effect. More specifically, the $\alpha v\beta 5$ antagonizing effect is selected from inhibition of restenosis, angiogenesis, diabetic retinopathy, macular degeneration, inflammation, tumor growth, or metastasis.

Illustrating the invention is the method wherein the integrin receptor antagonizing effect is a dual $\alpha v\beta 3/\alpha v\beta 5$ antagonizing effect. More particularly, the dual $\alpha v\beta 3/\alpha v\beta 5$ antagonizing effect is selected from inhibition of bone resorption, restenosis, angiogenesis, diabetic retinopathy, macular degeneration, inflammation, viral disease, tumor growth, or metastasis.

Illustrating the invention is the method wherein the integrin receptor antagonizing effect is an $\alpha v\beta 6$ antagonizing effect. More particularly, the $\alpha v\beta 6$ antagonizing effect is selected from inhibition of angiogenesis, inflammatory response, or wound healing.

Illustrating the invention is the method wherein the $\alpha v\beta 3$ antagonizing effect is selected from inhibition of bone resorption,

inhibition of restenosis, inhibition of angiogenesis, inhibition of diabetic retinopathy, inhibition of macular degeneration, inhibition of atherosclerosis, inflammation, viral disease, or inhibition of tumor growth or metastasis. Preferably, the $\alpha v \beta 3$ antagonizing effect is the inhibition of bone resorption.

More particularly illustrating the invention is a pharmaceutical composition comprising any of the compounds described above and a pharmaceutically acceptable carrier. Another example of the invention is a pharmaceutical composition made by combining any of the compounds described above and a pharmaceutically acceptable carrier. Another illustration of the invention is a process for making a pharmaceutical composition comprising combining any of the compounds described above and a pharmaceutically acceptable carrier.

Further illustrating the invention is a method of treating and/or preventing a condition mediated by antagonism of an integrin receptor in a mammal in need thereof, comprising administering to the mammal a therapeutically effective amount of any of the compounds described above. Preferably, the condition is selected from bone resorption, osteoporosis, restenosis, diabetic retinopathy, macular degeneration, angiogenesis, atherosclerosis, inflammation, viral disease, cancer, tumor growth, and metastasis. More preferably, the condition is selected from osteoporosis and cancer. Most preferably, the condition is osteoporosis.

More specifically exemplifying the invention is a method of eliciting an integrin antagonizing effect in a mammal in need thereof, comprising administering to the mammal a therapeutically effective amount of any of the compounds or any of the pharmaceutical compositions described above. Preferably, the integrin antagonizing effect is an $\alpha v \beta 3$ antagonizing effect; more specifically, the $\alpha v \beta 3$ antagonizing effect is selected from inhibition of bone resorption, inhibition of restenosis, inhibition of atherosclerosis, inhibition of angiogenesis, inhibition of diabetic retinopathy, inhibition of macular degeneration, inhibition of inflammation, inhibition of viral disease, or inhibition of tumor growth or metastasis. Most preferably, the $\alpha v \beta 3$

antagonizing effect is inhibition of bone resorption. Alternatively, the integrin antagonizing effect is an $\alpha v\beta 5$ antagonizing effect, an $\alpha v\beta 6$ antagonizing effect, or a mixed $\alpha v\beta 3$, $\alpha v\beta 5$, and $\alpha v\beta 6$ antagonizing effect. Examples of $\alpha v\beta 5$ antagonizing effects are inhibition of

5 restenosis, atherosclerosis, angiogenesis, diabetic retinopathy, macular degeneration, inflammation, viral disease, or tumor growth. Examples of dual $\alpha v\beta 6$ antagonizing effects are inhibition of angiogenesis, inflammatory response and wound healing.

Additional examples of the invention are methods of
10 inhibiting bone resorption and of treating and/or preventing osteoporosis in a mammal in need thereof, comprising administering to the mammal a therapeutically effective amount of any of the compounds or any of the pharmaceutical compositions described above.

Additional illustrations of the invention are methods of
15 treating hypercalcemia of malignancy, osteopenia due to bone metastases, periodontal disease, hyperparathyroidism, periarticular erosions in rheumatoid arthritis, Paget's disease, immobilization-induced osteopenia, and glucocorticoid treatment in a mammal in need thereof, comprising administering to the mammal a therapeutically
20 effective amount of any of the compounds or any of the pharmaceutical compositions described above.

More particularly exemplifying the invention is the use of any of the compounds described above in the preparation of a medicament for the treatment and/or prevention of osteoporosis in a
25 mammal in need thereof. Still further exemplifying the invention is the use of any of the compounds described above in the preparation of a medicament for the treatment and/or prevention of bone resorption, tumor growth, cancer, restenosis, atherosclerosis, diabetic retinopathy, macular degeneration, inflammation, viral disease, and/or
30 angiogenesis.

Also exemplifying the invention are compositions further comprising an active ingredient selected from the group consisting of

- a.) an organic bisphosphonate or a pharmaceutically acceptable salt or ester thereof,
- 35 b.) an estrogen receptor modulator,

- c.) a cytotoxic/antiproliferative agent,
- d.) a matrix metalloproteinase inhibitor,
- e.) an inhibitor of epidermal-derived, fibroblast-derived, or platelet-derived growth factors,
- 5 f.) an inhibitor of VEGF,
- g.) an inhibitor of Flk-1/KDR, Flt-1, Tck/Tie-2, or Tie-1,
- h.) a cathepsin K inhibitor, and
- i.) a prenylation inhibitor, such as a farnesyl transferase inhibitor or a geranylgeranyl transferase inhibitor or a dual
- 10 farnesyl/geranylgeranyl transferase inhibitor;
and mixtures thereof.

(See, B. Millauer et al., "Dominant-Negative Inhibition of Flk-1 Suppresses the Growth of Many Tumor Types in *Vivo*", Cancer Research, 56, 1615-1620 (1996), which is incorporated by reference herein
15 in its entirety).

Preferably, the active ingredient is selected from the group consisting of:

- a.) an organic bisphosphonate or a pharmaceutically acceptable salt or ester thereof,
- 20 b.) an estrogen receptor modulator, and
- c.) a cathepsin K inhibitor, and mixtures thereof.

Nonlimiting examples of such bisphosphonates include alendronate, etidronate, pamidronate, risedronate, ibandronate, and pharmaceutically acceptable salts and esters thereof. A particularly
25 preferred bisphosphonate is alendronate, especially alendronate monosodium trihydrate.

Nonlimiting examples of estrogen receptor modulators include estrogen, progesterin, estradiol, droloxifene, raloxifene, and tamoxifene.

30. Nonlimiting examples of cytotoxic/antiproliferative agents are taxol, vincristine, vinblastine, and doxorubicin.

Cathepsin K, formerly known as cathepsin O2, is a cysteine protease and is described in PCT International Application Publication No. WO 96/13523, published May 9, 1996; U.S. Patent No. 5,501,969,
35 issued March 3, 1996; and U.S. Patent No. 5,736,357, issued April 7, 1998,

all of which are incorporated by reference herein in their entirety. Cysteine proteases, specifically cathepsins, are linked to a number of disease conditions, such as tumor metastasis, inflammation, arthritis, and bone remodeling. At acidic pH's, cathepsins can degrade type-I collagen. Cathepsin protease inhibitors can inhibit osteoclastic bone resorption by inhibiting the degradation of collagen fibers and are thus useful in the treatment of bone resorption diseases, such as osteoporosis.

The present invention is also directed to combinations of the compounds of the present invention with one or more agents useful in the prevention or treatment of osteoporosis. For example, the compounds of the instant invention may be effectively administered in combination with effective amounts of other agents such as an organic bisphosphonate, an estrogen receptor modulator, or a cathepsin K inhibitor.

Additional illustrations of the invention are methods of treating tumor growth in a mammal in need thereof, comprising administering to the mammal a therapeutically effective amount of a compound described above and one or more agents known to be cytotoxic/antiproliferative. Also, the compounds of the present invention can be administered in combination with radiation therapy for treating tumor growth and metastasis.

In addition, the integrin $\alpha\text{v}\beta 3$ antagonist compounds of the present invention may be effectively administered in combination with a growth hormone secretagogue in the therapeutic or prophylactic treatment of disorders in calcium or phosphate metabolism and associated diseases. These diseases include conditions which can benefit from a reduction in bone resorption. A reduction in bone resorption should improve the balance between resorption and formation, reduce bone loss or result in bone augmentation. A reduction in bone resorption can alleviate the pain associated with osteolytic lesions and reduce the incidence and/or growth of those lesions. These diseases include: osteoporosis (including estrogen deficiency, immobilization, glucocorticoid induced and senile), osteodystrophy, Paget's disease, myositis ossificans, Bechterew's disease, malignant hypercalcemia, metastatic bone disease, periodontal disease,

cholelithiasis, nephrolithiasis, urolithiasis, urinary calculus, hardening of the arteries (sclerosis), arthritis, bursitis, neuritis and tetany. Increased bone resorption can be accompanied by pathologically high calcium and phosphate concentrations in the plasma, which would be alleviated by this treatment. Similarly, the present invention would be useful in increasing bone mass in patients with growth hormone deficiency. Thus, preferred combinations are simultaneous or alternating treatments of an $\alpha\text{v}\beta 3$ receptor antagonist of the present invention and a growth hormone secretagogue, optionally including a third component comprising an organic bisphosphonate, preferably alendronate monosodium trihydrate.

In accordance with the method of the present invention, the individual components of the combination can be administered separately at different times during the course of therapy or concurrently in divided or single combination forms. The instant invention is therefore to be understood as embracing all such regimes of simultaneous or alternating treatment, and the term "administering" is to be interpreted accordingly. It will be understood that the scope of combinations of the compounds of this invention with other agents useful for treating integrin-mediated conditions includes in principle any combination with any pharmaceutical composition useful for treating osteoporosis.

As used herein, the term "composition" is intended to encompass a product comprising the specified ingredients in the specified amounts, as well as any product which results, directly or indirectly, from combination of the specified ingredients in the specified amounts.

The compounds of the present invention can be administered in such oral dosage forms as tablets, capsules (each of which includes sustained release or timed release formulations), pills, powders, granules, elixirs, tinctures, suspensions, syrups and emulsions. Likewise, they may also be administered in intravenous (bolus or infusion), intraperitoneal, topical (e.g., ocular eyedrop), subcutaneous, intramuscular or transdermal (e.g., patch) form, all using forms well known to those of ordinary skill in the pharmaceutical

arts. An effective but non-toxic amount of the compound desired can be employed as an $\alpha\text{v}\beta 3$ antagonist.

The dosage regimen utilizing the compounds of the present invention is selected in accordance with a variety of factors including
5 type, species, age, weight, sex and medical condition of the patient; the severity of the condition to be treated; the route of administration; the renal and hepatic function of the patient; and the particular compound or salt thereof employed. An ordinarily skilled physician, veterinarian or clinician can readily determine and prescribe the effective amount of
10 the drug required to prevent, counter or arrest the progress of the condition.

Oral dosages of the present invention, when used for the indicated effects, will range between about 0.01 mg per kg of body weight per day (mg/kg/day) to about 100 mg/kg/day, preferably 0.01 to 10
15 mg/kg/day, and most preferably 0.1 to 5.0 mg/kg/day. For oral administration, the compositions are preferably provided in the form of tablets containing 0.01, 0.05, 0.1, 0.5, 1.0, 2.5, 5.0, 10.0, 15.0, 25.0, 50.0, 100 and 500 milligrams of the active ingredient for the symptomatic adjustment of the dosage to the patient to be treated. A medicament
20 typically contains from about 0.01 mg to about 500 mg of the active ingredient, preferably, from about 1 mg to about 100 mg of active ingredient. Intravenously, the most preferred doses will range from about 0.1 to about 10 mg/kg/minute during a constant rate infusion. Advantageously, compounds of the present invention may be
25 administered in a single daily dose, or the total daily dosage may be administered in divided doses of two, three or four times daily. Furthermore, preferred compounds for the present invention can be administered in intranasal form via topical use of suitable intranasal vehicles, or via transdermal routes, using those forms of transdermal
30 skin patches well known to those of ordinary skill in the art. To be administered in the form of a transdermal delivery system, the dosage administration will, of course, be continuous rather than intermittent throughout the dosage regimen.

In the methods of the present invention, the compounds
35 herein described in detail can form the active ingredient, and are

typically administered in admixture with suitable pharmaceutical diluents, excipients or carriers (collectively referred to herein as 'carrier' materials) suitably selected with respect to the intended form of administration, that is, oral tablets, capsules, elixirs, syrups and the like, and consistent with conventional pharmaceutical practices.

For instance, for oral administration in the form of a tablet or capsule, the active drug component can be combined with an oral, non-toxic, pharmaceutically acceptable, inert carrier such as lactose, starch, sucrose, glucose, methyl cellulose, magnesium stearate, dicalcium phosphate, calcium sulfate, mannitol, sorbitol and the like; for oral administration in liquid form, the oral drug components can be combined with any oral, non-toxic, pharmaceutically acceptable inert carrier such as ethanol, glycerol, water and the like. Moreover, when desired or necessary, suitable binders, lubricants, disintegrating agents and coloring agents can also be incorporated into the mixture. Suitable binders include starch, gelatin, natural sugars such as glucose or beta-lactose, corn sweeteners, natural and synthetic gums such as acacia, tragacanth or sodium alginate, carboxymethylcellulose, polyethylene glycol, waxes and the like. Lubricants used in these dosage forms include sodium oleate, sodium stearate, magnesium stearate, sodium benzoate, sodium acetate, sodium chloride and the like. Disintegrators include, without limitation, starch, methyl cellulose, agar, bentonite, xanthan gum and the like.

The compounds of the present invention can also be administered in the form of liposome delivery systems, such as small unilamellar vesicles, large unilamellar vesicles and multilamellar vesicles. Liposomes can be formed from a variety of phospholipids, such as cholesterol, stearylamine or phosphatidylcholines.

Compounds of the present invention may also be delivered by the use of monoclonal antibodies as individual carriers to which the compound molecules are coupled. The compounds of the present invention may also be coupled with soluble polymers as targetable drug carriers. Such polymers can include polyvinylpyrrolidone, pyran copolymer, polyhydroxypropylmethacrylamide-phenol, polyhydroxyethylaspartamide-phenol, or polyethyleneoxide-polylysine substituted

with palmitoyl residues. Furthermore, the compounds of the present invention may be coupled to a class of biodegradable polymers useful in achieving controlled release of a drug, for example, polylactic acid, polyglycolic acid, copolymers of polylactic and polyglycolic acid, 5 polyepsilon caprolactone, polyhydroxy butyric acid, polyorthoesters, polyacetals, polydihydropyrans, polycyanoacrylates and crosslinked or amphipathic block copolymers of hydrogels.

In the schemes and examples below, various reagent symbols and abbreviations have the following meanings:

10	AcOH:	Acetic acid.
	BH ₃ •DMS:	Borane•dimethylsulfide.
	BOC(Boc):	t-Butyloxycarbonyl.
	BOP:	Benzotriazol-1-yloxytris(dimethylamino)- phosphonium hexafluorophosphate.
15	CBZ(Cbz):	Carbobenzyloxy or benzyloxycarbonyl.
	CDI:	Carbonyldiimidazole.
	CH ₂ Cl ₂ :	Methylene chloride.
	CH ₃ CN:	Acetonitrile
	CHCl ₃ :	Chloroform.
20	DEAD:	Diethyl azodicarboxylate.
	DIAD:	Diisopropyl azodicarboxylate.
	DIBAH or	
	DIBAL-H:	Diisobutylaluminum hydride.
	DIPEA:	Diisopropylethylamine.
25	DMAP:	4-Dimethylaminopyridine.
	DME:	1,2-Dimethoxyethane.
	DMF:	Dimethylformamide.
	DMSO:	Dimethylsulfoxide.
	DPFN:	3,5-Dimethyl-1-pyrazolylformamidinium nitrate.
30	EDC:	1-(3-Dimethylaminopropyl)-3-ethylcarbodiimide •HCl
	EtOAc:	Ethyl acetate.
	EtOH:	Ethanol.
	HOAc:	Acetic acid.
	HOAT:	1-Hydroxy-7-azabenzotriazole
35	HOBT:	1-Hydroxybenzotriazole.

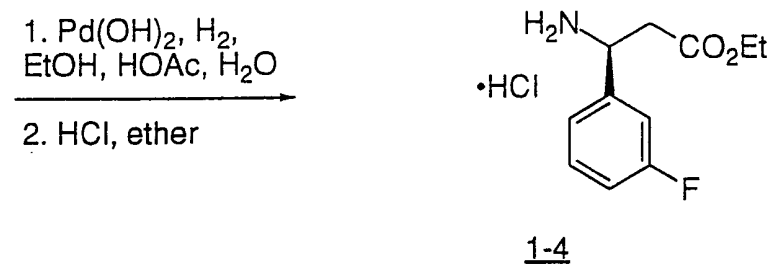
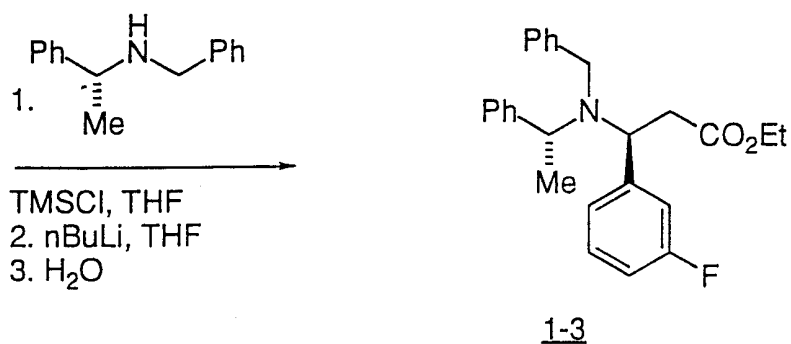
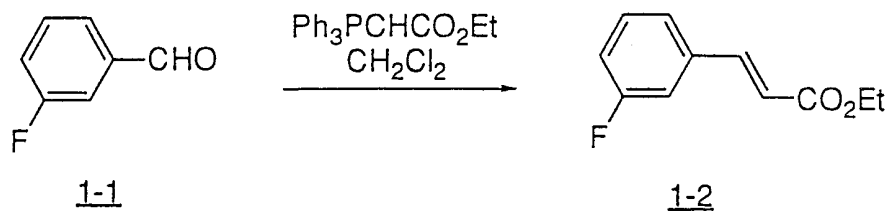
	IBCF:	Isobutylchloroformate
	LDA:	Lithium diisopropylamide.
	MeOH:	Methanol.
	MMNG	1,1-methyl-3-nitro-1-nitrosoguanidine
5	NEt ₃ :	Triethylamine.
	NMM:	N-methylmorpholine.
	PCA•HCl:	Pyrazole carboxamidine hydrochloride.
	Pd/C:	Palladium on activated carbon catalyst.
	Ph:	Phenyl.
10	pTSA	p-Toluenesulfonic acid.
	TEA:	Triethylamine.
	TFA:	Trifluoroacetic acid.
	THF:	Tetrahydrofuran.
	TLC:	Thin Layer Chromatography.
15	TMEDA:	N,N,N',N'-Tetramethylethylenediamine.
	TMS:	Trimethylsilyl.

The novel compounds of the present invention can be prepared according to the procedure of the following schemes and examples, using appropriate materials and are further exemplified by the following specific examples. The compounds illustrated in the examples are not, however, to be construed as forming the only genus that is considered as the invention. The following examples further illustrate details for the preparation of the compounds of the present invention. Those skilled in the art will readily understand that known variations of the conditions and processes of the following preparative procedures can be used to prepare these compounds. All temperatures are degrees Celsius unless otherwise noted.

The following Schemes and Examples describe procedures for making representative compounds of the present invention. Moreover, by utilizing the procedures described in detail in PCT International Application Publication Nos. WO95/32710, published 7 December 1995, and WO95/17397, published 29 June 1995, both of which are incorporated by reference herein in their entirety, in conjunction with the disclosure contained herein, one of ordinary skill in the art can

readily prepare additional compounds of the present invention claimed herein. Additionally, for a general review describing the synthesis of β -alanines which can be utilized as the C-terminus of the compounds of the present invention, see Cole, D.C., *Recent Stereoselective Synthetic*
5 *Approaches to β -Amino Acids*, *Tetrahedron*, 1994, 50, 9517-9582; Juaristi, E, *et al.*, *Enantioselective Synthesis of β -Amino Acids*, *Aldrichimica Acta*, 1994, 27, 3. In particular, synthesis of the 3-methyl- β -alanine is taught in Duggan, M.F. *et al.*, *J. Med. Chem.*, 1995, 38, 3332-3341; the 3-ethynyl- β -alanine is taught in Zablocki, J.A., *et al.*, *J. Med. Chem.*, 1995,
10 38, 2378-2394; the 3-(pyridin-3-yl)- β -alanine is taught in Rico, J.G. *et al.*, *J. Org. Chem.*, 1993, 58, 7948-7951; and the 2-amino- and 2-tosylamino- β -alanines are taught in Xue, C-B, *et al.*, *Biorg. Med. Chem. Letts.*, 1996, 6, 339-344. The references described in this paragraph are all also incorporated by reference herein in their entirety.

15

SCHEME 1

Ethyl 3-fluorocinnamate (1-2)

To a solution of 3-fluorobenzaldehyde 1-1 (18.16 g, 146 mmol) in dichloromethane (500 mL) was added ethyl (triphenylphosphoranylidene)acetate (61.2 g; 176 mmol) and the
5 resulting solution was stirred at room temperature for 18 hr. After evaporation of the solvent, the residue was swirled with ether/hexane and filtered. The filtrate was concentrated and then purified on a plug of silica gel eluting with hexane/EtOAc 9:1. Removal of the solvent
10 afforded the title compound 1-2 as an oil (~95% trans) which was used without further purification in the next step.
¹H NMR (CDCl₃): δ 1.36 (3H, t), 4.28 (2H, q), 6.43 (1H, d), 7.08 (1H, m), 7.2-7.4 (3H, m), 7.64 (1H, d).

N-Benzyl-(R)-α-methylbenzyl-3(S)-fluorophenyl-β-alanine ethyl ester (1-3)

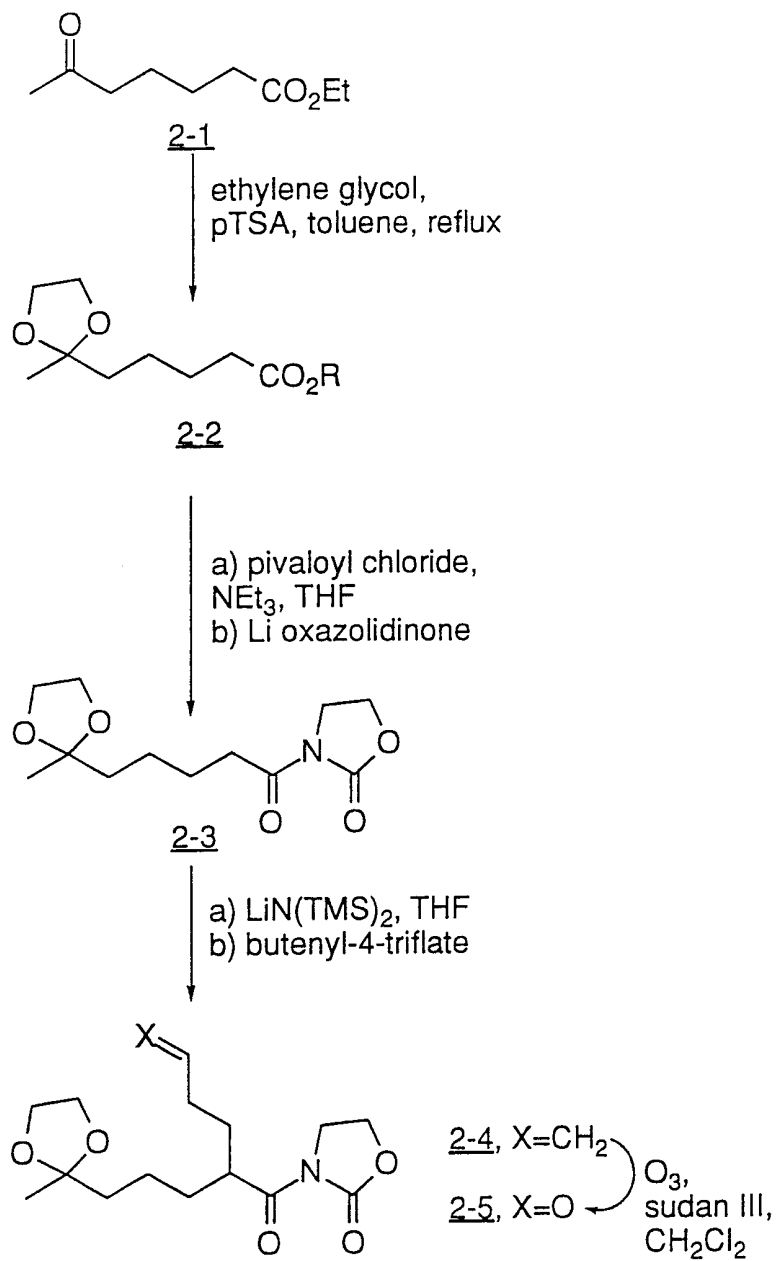
15 To a solution of N-benzyl-(R)-α-methylbenzylamine (33.4 g, 158 mmol) in THF (450 mL) at 0°C was added n-butyllithium (1.6M in hexanes; 99 mL, 158 mmol). The dark violet solution was stirred at 0°C for 30 minutes, cooled to -78°C and the ester
20 1-2 (29.2 g, 150 mmol) in THF (100 mL) was added over 5 minutes. The resulting solution was stirred at -78°C for 1 hr, then warmed to room temperature. After 2 hrs, the mixture was poured into water and extracted with EtOAc, washed with water, then brine, dried and concentrated *in vacuo* to give an oil. Column chromatography (silica
25 gel; hexane/EtOAc 1:1 then pure EtOAc) gave the title compound 1-3.
¹H NMR (CDCl₃): δ 1.06 (3H, t), 1.28 (3H, d), 2.52 (1H, dd), 2.62 (1H, dd), 3.66 (1H, d), 3.72 (1H, d), 3.95 (2H, q), 4.44 (1H, dd), 6.95 (1H, m), 7.1-7.5 (13H, m).

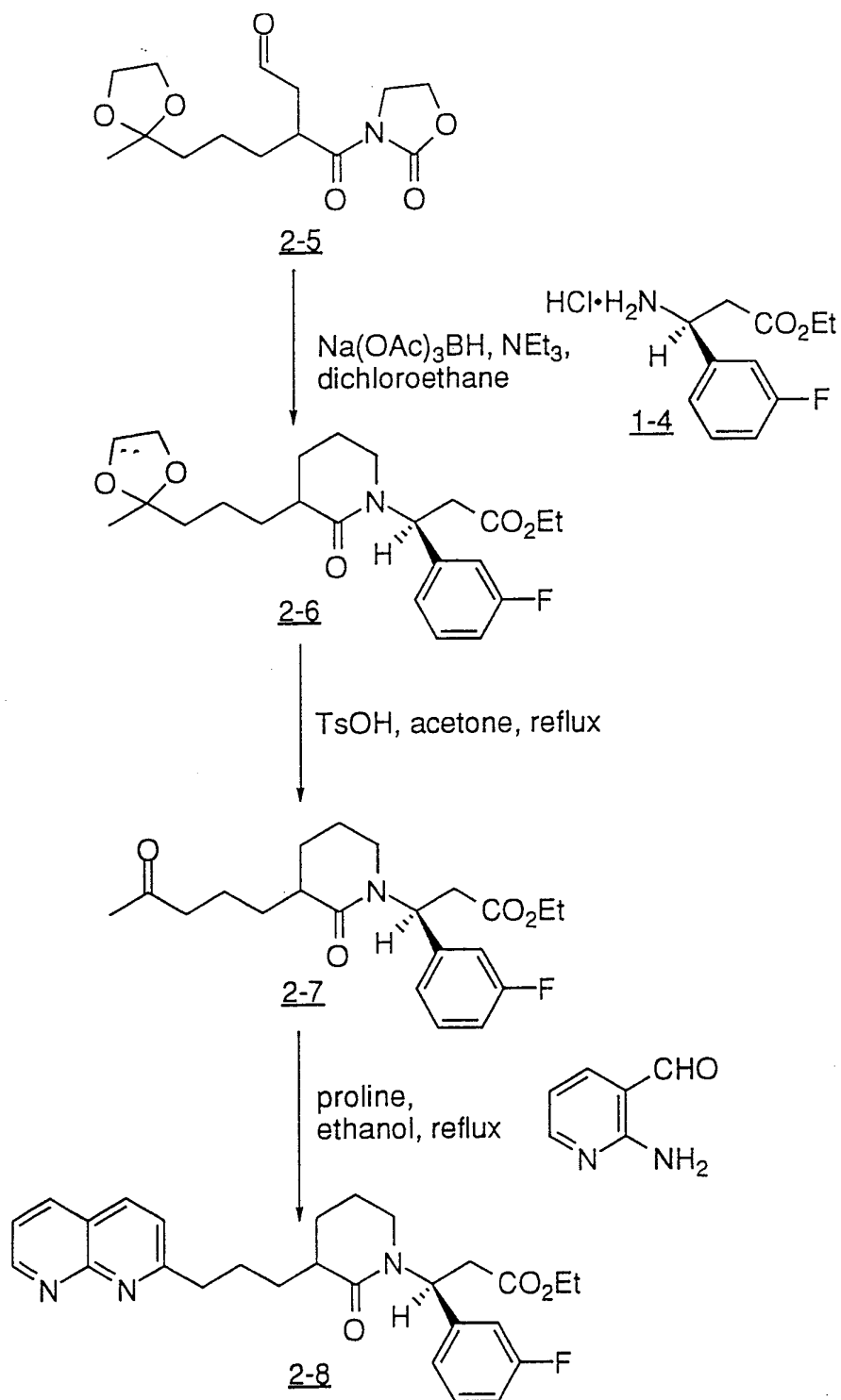
3(S)-Fluorophenyl-β-alanine ethyl ester hydrochloride (1-4)

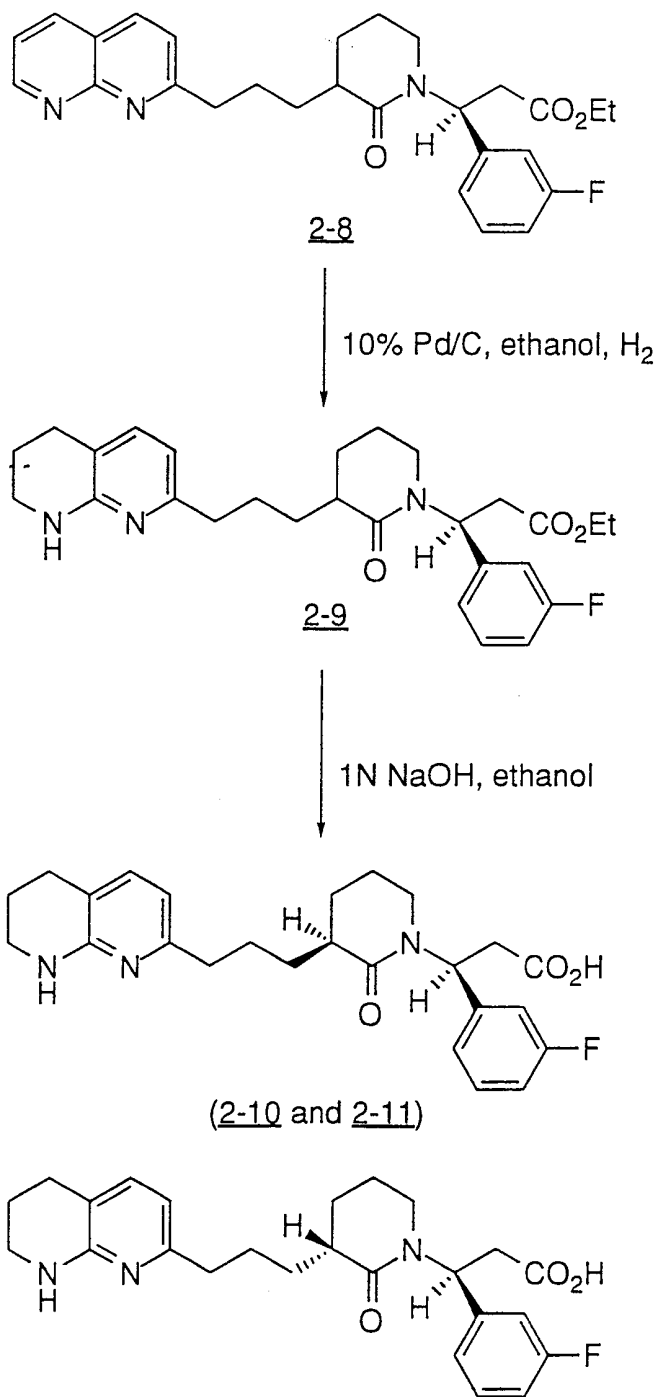
30 A solution of the N-benzyl-(R)-α-methylbenzylamine derivative 1-3 (28.2 g, 69.6 mmol) in ethanol (300 mL), acetic acid (30 mL) and water (3 mL) was degassed with argon for 30 minutes. Pd(OH)₂ on carbon (20% dry weight; 2.6 g) was added and the mixture then stirred under a hydrogen atmosphere (balloon) for 2 hours. The mixture was
35 filtered through celite and the solvent removed *in vacuo* to give an oil.

This oil was dissolved in 200 mL ether and to this solution was added 60 mL 1N HCl in ether to yield a precipitate. Filtration and washing the solid with ether/hexane then gave the title compound 1-4 as a white solid.

- 5 ^1H NMR (CD_3OD): δ 1.21 (3H, t), 3.0-3.2 (2H, m), 4.16 (2H, q), 4.76 (1H, t), 7.2-7.35 (3H, m), 7.5 (1H, m).

SCHEME 2

SCHEME 2 (CONTINUED)

SCHEME 2 (CONTINUED)

5-(2-Methyl-[1,3]dioxolan-2-yl)-pentanoic acid (2-2)

A mixture of ketone 2-1 (18 g, 105 mmol), ethylene glycol (3.2 ml, 110 mmol), p-TSA (50 mg, 0.2713 mmol) and toluene (300 mL) was heated to reflux with azeotropic removal of water for 24 hours. The reaction mixture was diluted with EtOAc and then washed with sat. NaHCO₃, brine, dried (MgSO₄), and concentrated. The residue was dissolved in EtOH (200 ml) and then treated with 1N NaOH (120 ml, 120 mmol). After 2 h, the reaction was poured into 600 mL 2:1 Et₂O/10% KHSO₄. The organic portion was separated, washed with brine, dried (MgSO₄) and concentrated to give acid 2-2 as a colorless oil. ¹H NMR (300 MHz, CDCl₃) δ 3.93 (m, 4H), 2.36 (m, 2H), 1.63 (m, 4H), 1.46 (m, 2H), 1.31 (s, 3H).

3-[5-(2-Methyl-[1,3]dioxolan-2-yl)-pentanoyl]-oxazolidin-2-one (2-3)

To a stirred solution of 2-2 (16.0 g, 85.5 mmol), NEt₃ (13.1 ml, 94.1 mmol) and THF (400 mL) at -78°C was added pivaloyl chloride (11.6 ml, 94.1 mmol). The mixture was warmed to 0°C for 1.0 h and then recooled to -78°C. To a stirred solution of 2-oxazolidinone (9.3g, 106.9 mmol) and THF (200 ml) at -78°C was added nBuLi (43.0ml, 106.9 mmol, 2.5M in hexanes) dropwise over 10 minutes. After 20 minutes, the lithium reagent was transferred to the mixed anhydride via cannula. After 10 minutes, the reaction was warmed to 0°C for 1.0h. The mixture was diluted with ethyl acetate, washed with sat. NaHCO₃, brine, and dried over MgSO₄. Following evaporative removal of the solvent, the residue was chromatographed (silica gel, 40%-50% EtOAc/hexanes) to give 2-3 as a colorless foam. TLC R_f = 0.19 (silica, 40% EtOAc/hexanes) ¹H NMR (300 MHz, CDCl₃) δ 4.41 (t, J=8.1 Hz, 2H), 4.02 (t, J=8.1 Hz, 2H), 3.93 (m, 4H), 3.93 (t, J=7.3 Hz, 2H), 1.66 (m, 4H), 1.48 (m, 2H), 1.31 (s, 3H).

3-(2-[3-(2-Methyl-[1,3]dioxolan-2-yl)-propyl]-hex-5-enoyl)-oxazolidin-
2-one (2-4)

- To a stirred solution of 2-3 (3.0 g, 11.7 mmol) and THF (125 mL) at -78°C was added NaN(TMS)₂ (15.2 mL, 15.2 mmol, 1.0 M in THF) dropwise over 20 minutes. Butenyl-4-triflate (5.0 mL, 29.2 mmol) was added dropwise; after 1 h, the reaction was warmed to 0°C. After 1 h, the reaction was diluted with EtOAc, washed with sat. NaHCO₃, brine, dried (MgSO₄) and concentrated. Flash chromatography (silica, 40% EtOAc/ hexanes) gave 2-4 as a yellow oil.
- TLC R_f = 0.28 (silica, 50% EtOAc/hexanes)
- ¹H NMR (300 MHz, CDCl₃) δ 5.80 (m, 1H), 5.00 (m, 2H), 4.40 (m, 2H), 4.02 (m, 2H), 3.92 (m, 4H), 2.40-1.35 (m, 11H), 1.30 (s, 3H).

7-(2-Methyl-[1,3]dioxolan-2-yl)-4-(2-oxo-oxazolidine-3-carbonyl)-
heptanal (2-5)

- To a stirred solution of 2-4 (1.8 g, 5.8 mmol), sudan III (10 mg) and CH₂Cl₂ (150 mL) at -78°C under argon was bubbled ozone until the red solution changed to yellow-orange. The solution was purged with argon for 30 minutes. PPh₃ (2.26 g, 8.7 mmol) was added followed by the removal of the cooling bath. After 1.5 h, the reaction was concentrated. Flash chromatography (silica, 20%-50% EtOAc/hexanes) gave 2-5 as a yellow solid.
- TLC R_f = 0.17 (silica, 50% EtOAc/hexanes)
- ¹H NMR (300 MHz, CDCl₃) δ 9.74 (s, 1H), 4.43 (m, 2H), 4.03 (m, 2H), 3.91 (m, 4H), 3.80 (1H), 3.04 (m, 1H), 2.48 (m, 2H), 2.10-1.40 (m, 8H), 1.29 (s, 3H).

3(S)-(3-Fluoro-phenyl)-3-{2-oxo-[3-(2-methyl-[1,3]dioxolan-2-yl)-propyl]- piperidin-1-yl}-propionic acid ethyl ester (2-6)

- A mixture of 2-5 (600 mg, 1.0 mmol), 1-4 (240 mg, 1.0 mmol), Na(OAc)₃BH (313 mg, 1.5 mmol) and NEt₃ (0.28 mL, 2.0 mmol) in DCE (10 mL) was stirred for 24 h. The mixture was diluted with ethyl acetate, washed with 10% K₂CO₃, brine, and dried over MgSO₄. Following evaporative removal of the solvent, the residue was chromatographed

(silica gel, 50:35:14:1 hexanes/ chloroform/ ethyl acetate/ MeOH) to give 2-6 as a yellow solid.

TLC R_f = 0.53 (silica, 70:25:5 chloroform/ ethyl acetate/ MeOH)

¹H NMR (300 MHz, CDCl₃) δ 7.30 (m, 1H), 7.07 (m, 1H), 6.98 (m, 3H), 6.35 (m, 0.5H), 6.23 (m, 0.5H), 4.12 (q, J=7 Hz, 2H), 3.92 (m, 4H), 3.20 (m, 1H), 2.95 (m, 3H), 2.38 (m, 1H), 2.00-1.40 (m, 8H), 1.30 (s, 3H), 1.22 (t, J=7 Hz, 3H).

10 3(S)-(3-Fluorophenyl)-3-[2-oxo-3-(4-oxo-pentyl)-piperidin-1-yl]-propionic acid ethyl ester (2-7)

A solution of 2-6 (500 mg, 1.10 mmol), p-TSA (10 mg) and acetone (50 mL) was heated at reflux for 4 h. The cooled reaction mixture was diluted with EtOAc and then washed with sat. NaHCO₃ and brine, dried (MgSO₄), and concentrated to afford 2-7 as a yellow oil.

15 ¹H NMR (300 MHz, CDCl₃) δ 7.30 (m, 1H), 7.06 (m, 1H), 6.98 (m, 2H), 6.32 (m, 0.5H), 6.20 (m, 0.5H), 4.12 (q, J=7Hz, 2H), 3.20 (m, 1H), 2.95 (m, 3H), 2.45 (m, 2H), 2.33 (m, 1H), 2.14 (s, 3H), 2.00-1.40 (m, 8H), 1.22 (t, J=7 Hz, 3H).

20 3(S)-(3-Fluorophenyl)-3-[3-(3-[1,8]naphthyridin-2-yl-propyl)-2-oxo-piperidin-1-yl]-propionic acid ethyl ester (2-8)

A mixture of 2-7 (450 mg, 1.2 mmol), 2-amino-3-formylpyridine (145 mg, 1.2 mmol; for prep., see JOC 1983,48, 3401) and proline (137 mg, 1.2 mmol) in absolute ethanol (20 mL) was heated at reflux for 12 h. Following evaporative removal of the solvent, the residue was chromatographed (silica gel, 50% ethyl acetate/ chloroform to 70:25:5 chloroform/ethyl acetate/MeOH) to give 2-8 as a yellow oil.

TLC R_f = 0.34 (70:25:5 chloroform/ethyl acetate/MeOH).

30 ¹H NMR (300 MHz, CDCl₃) δ 9.08 (m, 1H), 8.16 (dd, J=2.0 Hz, 8.0 Hz 1H), 8.11 (d, J=8.3 Hz, 1H), 7.42 (m, 2H), 7.06 (m, 1H), 6.97 (m, 2H), 6.35 (m, 0.5H), 6.20 (m, 0.5H), 4.11 (m, 2H), 3.20-2.80 (m, 5H), 2.40 (m, 1H), 2.10-1.40 (m, 8H), 1.19 (m, 3H).

3(S)-(3-Fluorophenyl)-3-(2-oxo-3-[3-(5,6,7,8-tetrahydro-[1,8]naphthyridin-2-yl)-propyl]-piperidin-1-yl)-propionic acid ethyl ester (2-9)

A mixture of 2-8 (400 mg, 0.86 mmol) and 10% Pd/carbon (1300 mg) in EtOH (10 mL) was stirred under a balloon of hydrogen for 6 h. Following filtration and evaporative removal of the solvent, the residue was chromatographed (silica gel, 70:25:5 chloroform/ethyl acetate/MeOH) to give 2-9 as a yellow oil.

TLC Rf = 0.21 (70:25:5 chloroform/ethyl acetate/MeOH).

¹H NMR (300 MHz, CDCl₃) δ 7.29 (m, 1H), 7.05 (m, 2H), 6.98 (m, 2H), 6.33 (m, 1H), 6.30 (m, 0.5H), 6.20 (m, 0.5H), 4.76 (bs, 1H), 4.10 (m, 2H), 3.40 (m, 2H), 3.20 (m, 1H), 3.00-2.90 (m, 3H), 2.70 (t, J=6.3 Hz, 2H), 2.55 (m, 2H), 2.35 (m, 1H), 2.00-1.40 (m, 8H), 1.23 (t, J=7Hz, 3H).

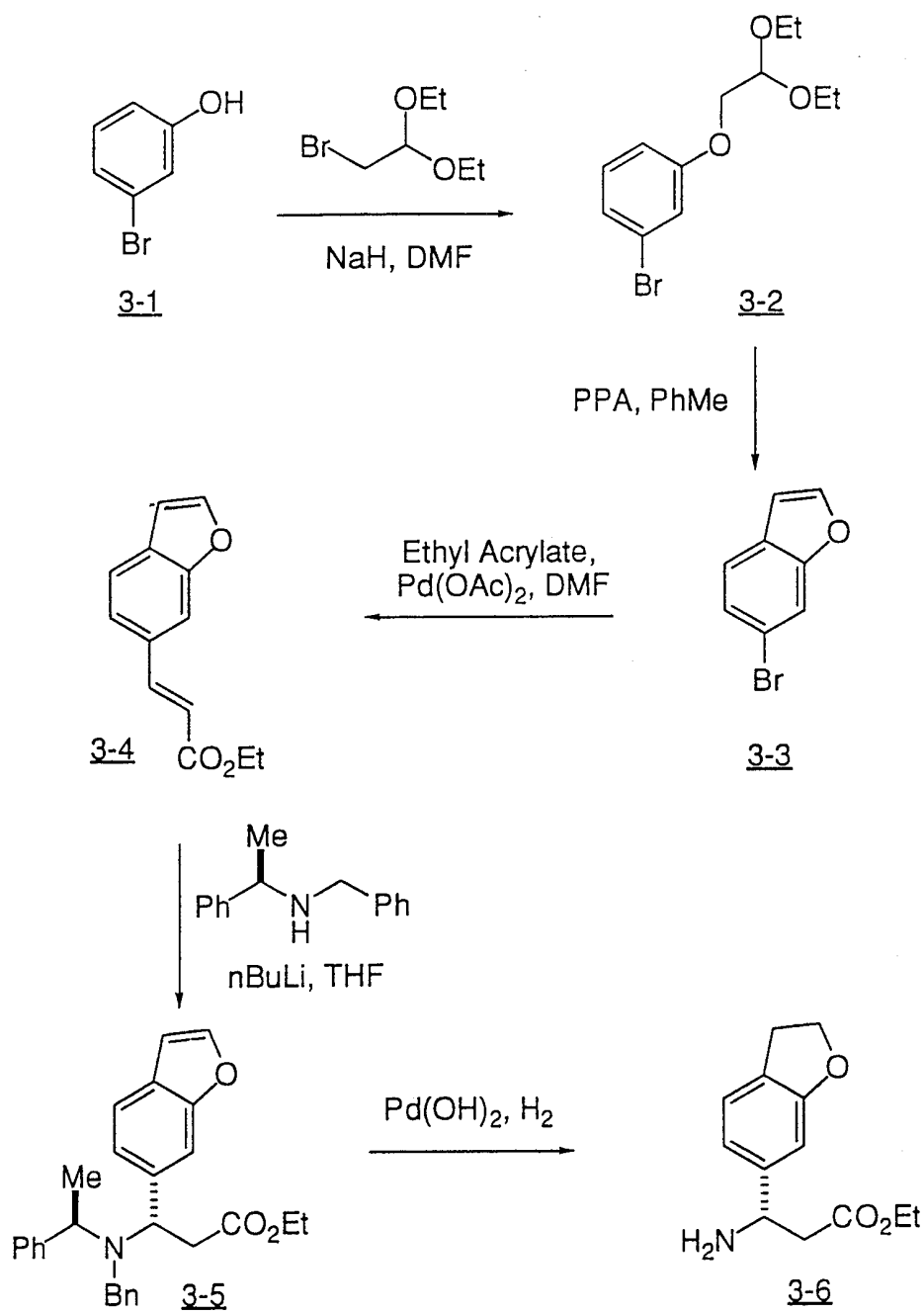
3(S)-(3-Fluorophenyl)-3-(2-oxo-3(R or S)-[3-(5,6,7,8-tetrahydro-[1,8]naphthyridin-2-yl)-propyl]-piperidin-1-yl)-propionic acid and 3(S)-(3-fluorophenyl)-3-(2-oxo-3(S or R)-[3-(5,6,7,8-tetrahydro-[1,8]naphthyridin-2-yl)-propyl]-piperidin-1-yl)-propionic acid (2-10 and 2-11)

To a solution of 2-9 (300 mg, 0.6614 mmol) in EtOH (3 mL) was added 1N NaOH (0.725 ml, 0.725 mmol). After stirring for 1 h, the solvents were evaporated and the residue was chromatographed (silica gel, 25:10:1:1 - 15:10:1:1 ethyl acetate/EtOH/water/NH₄OH) to give 2-10 and 2-11 as pure diastereomeric white solids.

TLC Rf = 0.62 (isomer A) (10:10:1:1 ethyl acetate/EtOH/water/NH₄OH).

TLC Rf = 0.51 (isomer B) (10:10:1:1 ethyl acetate/EtOH/water/NH₄OH). ¹H NMR (300 MHz, CD₃OD, Isomer A) δ 7.46 (d, J=7 Hz, 1H), 7.37 (m, 1H), 7.15 (m, 1H), 7.10 (m, 1H), 7.03 (m, 1H), 6.50 (d, J=7 Hz, 1H), 6.43 (m, 1H), 3.48 (m, 2H), 3.36 (m, 2H), 3.00 (m, 1H), 2.90 (m, 2H), 2.70 (m, 2H), 2.80-2.55 (m, 3H), 2.12-1.40 (m, 10H).

¹H NMR (300 MHz, CD₃OD, Isomer B) δ 7.40 (d, J=7 Hz, 1H), 7.34 (m, 1H), 7.15 (m, 1H), 7.10 (m, 1H), 7.00 (m, 1H), 6.50 (d, J=7 Hz, 1H), 5.63 (m, 1H), 3.45 (m, 2H), 3.36 (m, 2H), 3.15 (m, 2H), 2.82 (m, 1H), 2.78 (m, 2H), 2.63 (m, 2H), 2.47 (m, 1H), 2.00-1.50 (m, 10H).

SCHEME 3

5.

1-Bromo-3-(2,2-diethoxy-ethoxy)-benzene (3-2)

To a suspension of NaH (2.77 g, 115.6 mmol) in DMF (100 mL) at 0°C was added a solution of 3-bromophenol **3-1** in DMF (40 mL)

over 40 min. After the addition was complete, the solution was stirred for an additional 30 min. The solution was then treated with neat bromoacetaldehyde diethyl acetal (17.36 g, 115.6 mmol). The solution was heated at 100°C for 8 h, cooled to room temperature, and extracted with Et₂O (3 x 200 mL). The combined organic extracts were washed with 10% aq. NaOH (100 mL) and brine (100 mL), dried over MgSO₄, filtered and concentrated to give 3-2 as a yellow oil. TLC R_f = 0.4 (10% ethyl acetate/hexanes). ¹H NMR (300 MHz, CDCl₃) δ 7.19-7.05 (m, 3H), 6.85 (d, 1H), 4.81 (t, 1H, J=6.8 Hz), 3.99 (d, 2H, J=6.8 Hz), 3.71 (m, 4H), 1.22 (t, 6H, J=7.1 Hz) ppm.

6-Bromo-benzofuran (3-3)

To a solution of the acetal 3-2 in toluene (200 mL) was added polyphosphoric acid (20 g). The biphasic mixture was heated to 100°C and stirred at this temperature for 4 h. The mixture was cooled to room temperature, poured onto ice, and extracted with Et₂O (2 x 200 mL). The combined organic extracts were washed with saturated aq. NaHCO₃ and brine. The solution was dried over MgSO₄, filtered, and concentrated. The residue was purified by flash chromatography (100% hexanes) to give the product 3-3 as a yellow oil. TLC R_f = 0.3 (100% hexanes). ¹H NMR (300 MHz, CDCl₃) δ 7.68 (s, 1H), 7.60 (d, 1H, J=2.1 Hz), 7.46 (d, 1H, J=8.4 Hz), 7.36 (dd, 1H, J=8.1, 1.5 Hz), 6.75 (dd, 1H, J=7.1, 0.9 Hz) ppm.

3-(Benzofuran-6-yl)-acrylic acid ethyl ester (3-4)

A mixture of the 6-bromo-benzofuran 3-3 (1.74 g, 8.79 mmol), ethyl acrylate (1.09 g, 10.98 mmol), Pd(OAc)₂ (0.099 g, 0.44 mmol), tri-*o*-tolylphosphine (0.268 g, 0.880 mmol), and sodium acetate (3.60 g, 43.9 mmol) in DMF (10 mL) was heated to 100°C in a sealed tube for 4 h. The mixture was cooled to room temperature, diluted with water, and extracted with Et₂O (2 x 40 mL). The combined organic extracts were washed with brine (30 mL), dried over MgSO₄, filtered, and concentrated. The residue was purified by flash chromatography (10% ethyl acetate/hexanes) to give the ester 3-4 as an off-white solid.

TLC Rf = 0.3 (10% ethyl acetate/hexanes).

¹H NMR (300 MHz, CDCl₃) δ 7.78 (d, 1H, J=15.9 Hz), 7.68 (d, 1H, J=2.4 Hz), 7.66 (s, 1H), 7.59 (d, 1H, J=8.4 Hz), 7.43 (dd, 1H, J=9.0, 1.5 Hz), 6.78 (m, 1H), 6.47 (d, 1H, J=15.9 Hz), 4.27 (q, 2H, J=7.2 Hz), 1.34 (t, 3H, J=7.2 Hz) ppm.

3(S)-Benzofuran-6-yl-3-[benzyl-(1(R)-phenyl-ethyl)-amino]-propionic acid ethyl ester (3-5)

A solution of *N*-benzyl-α-(*R*)-methylbenzylamine (1.32 g, 6.30 mmol) in THF (25 mL) at 0°C was treated with *n*-BuLi (2.52 mL of a 2.5 M soln in hexanes). The resulting solution was stirred at 0°C for 30 min and then cooled to -78°C. A solution of acrylate 3-4 (0.681 g, 3.15 mmol) in THF (5 mL) was added. After stirring for 15 min at -78 °C, satd. aq. NH₄Cl soln (5 mL) was added and the cold bath removed. The mixture was warmed to room temperature and extracted with Et₂O (2 x 40 mL). The combined organic extracts were washed with brine (30 mL), dried over MgSO₄, filtered, and concentrated. The residue was purified by flash chromatography (10% ethyl acetate/hexanes) to give the β-aminoester 3-5 as a yellow oil.

TLC Rf = 0.8 (10% ethanol/dichloromethane).

¹H NMR (300 MHz, CDCl₃) δ 7.58 (m, 3H), 7.41 (m, 2H), 7.22 (m, 9H), 7.59 (s, 1H), 4.58 (m, 1H), 4.05 (m, 1H), 3.91 (q, 2H, J=7.1 Hz), 3.72 (m, 2H), 2.62 (m, 2H), 1.21 (d, 3H, J=7.2 Hz), 1.03 (t, 3H, J=7.1 Hz) ppm.

3(S)-Amino-3-(2,3-dihydro-benzofuran-6-yl)-propionic acid ethyl ester (3-6)

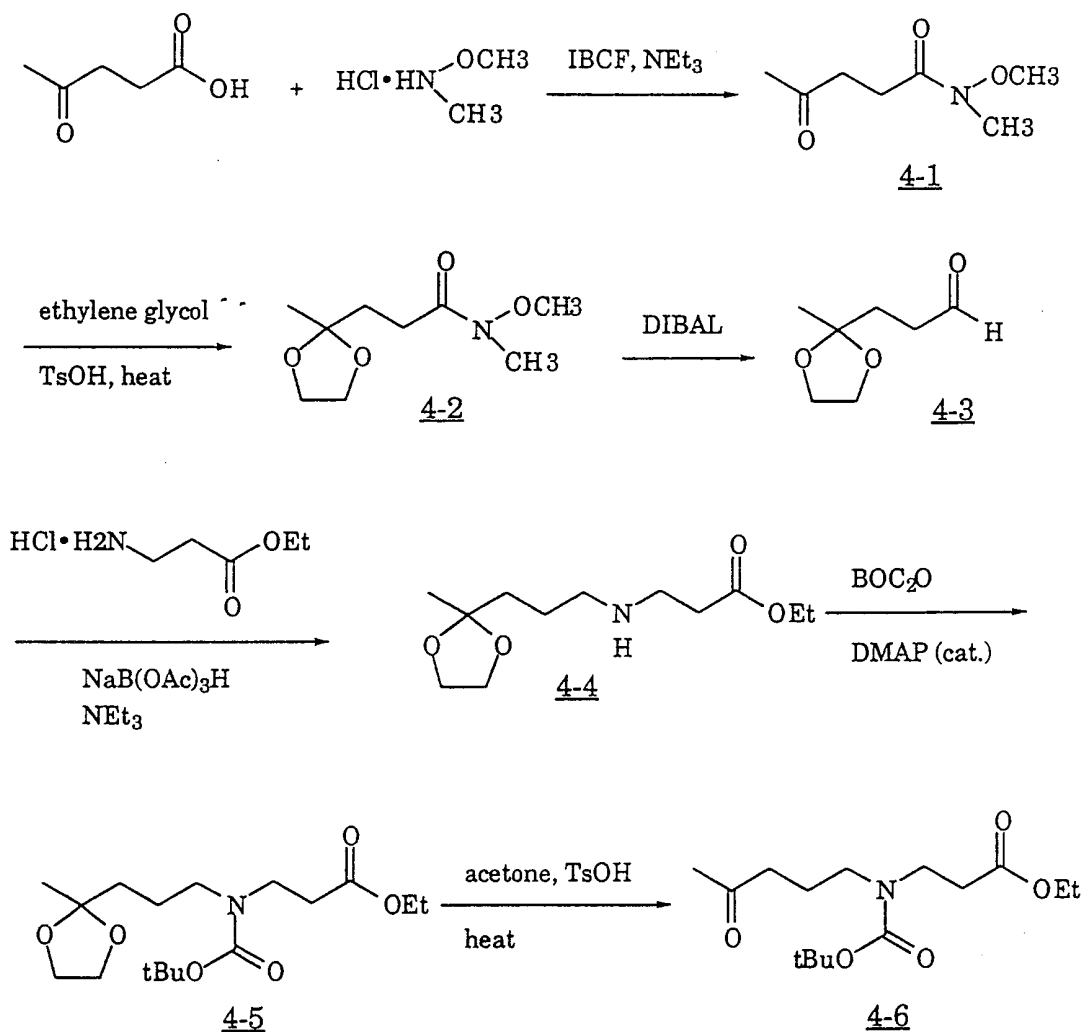
A mixture of the dibenzylamine 3-5 (1.19 g, 2.78 mmol) in EtOH/H₂O/AcOH (26 mL/3 mL/1.0 mL) was degassed with argon and treated with Pd(OH)₂ (1.19 g). The mixture was placed under 1 atm of H₂. After stirring for 18 h, the mixture was diluted with EtOAc, and filtered through celite. The filtrate was concentrated and the residue purified by flash chromatography (10% ethyl acetate/dichloromethane) to give the ester 3-6 as a white solid.

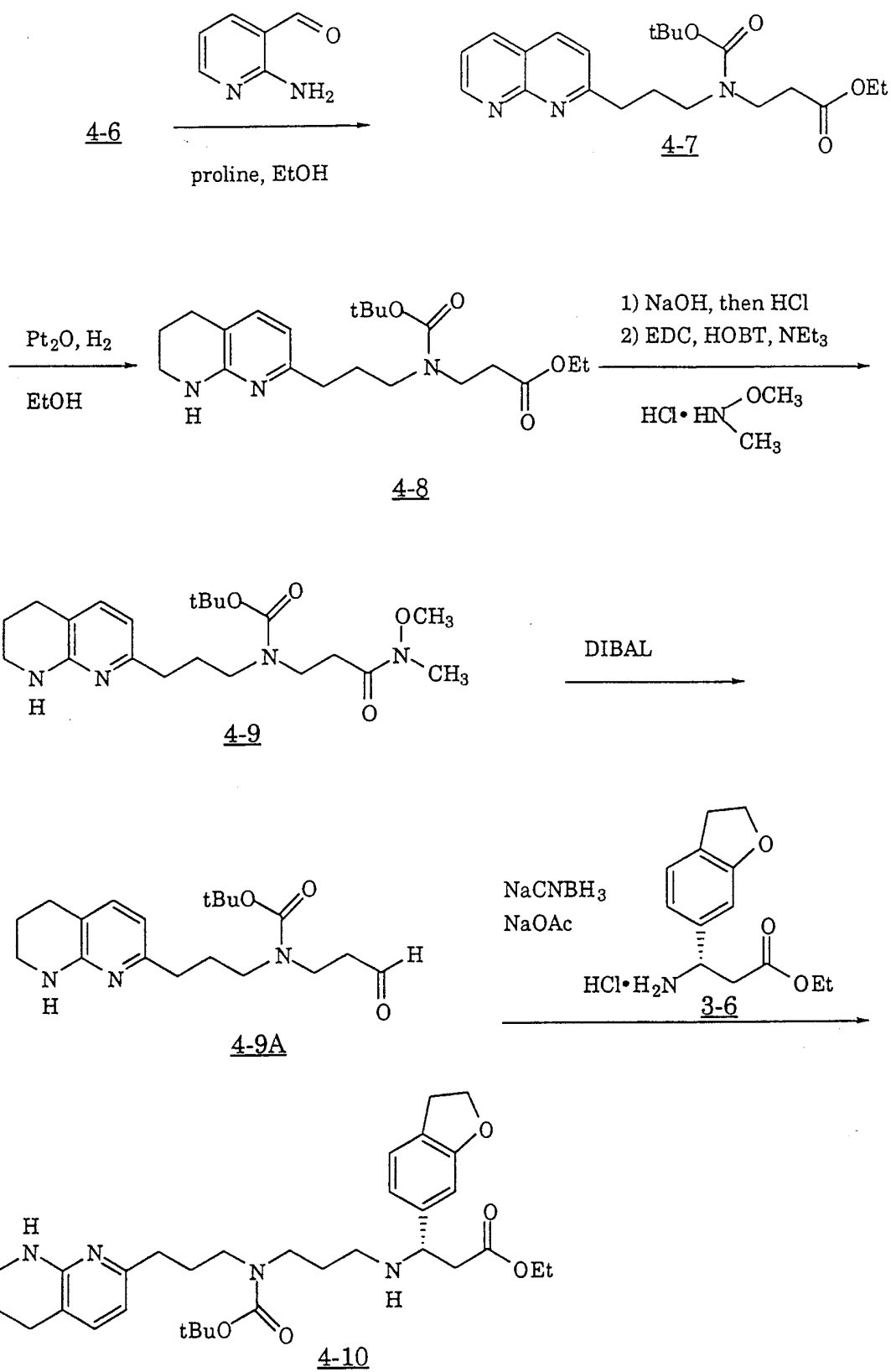
TLC Rf = 0.25 (10% ethanol/dichloromethane).

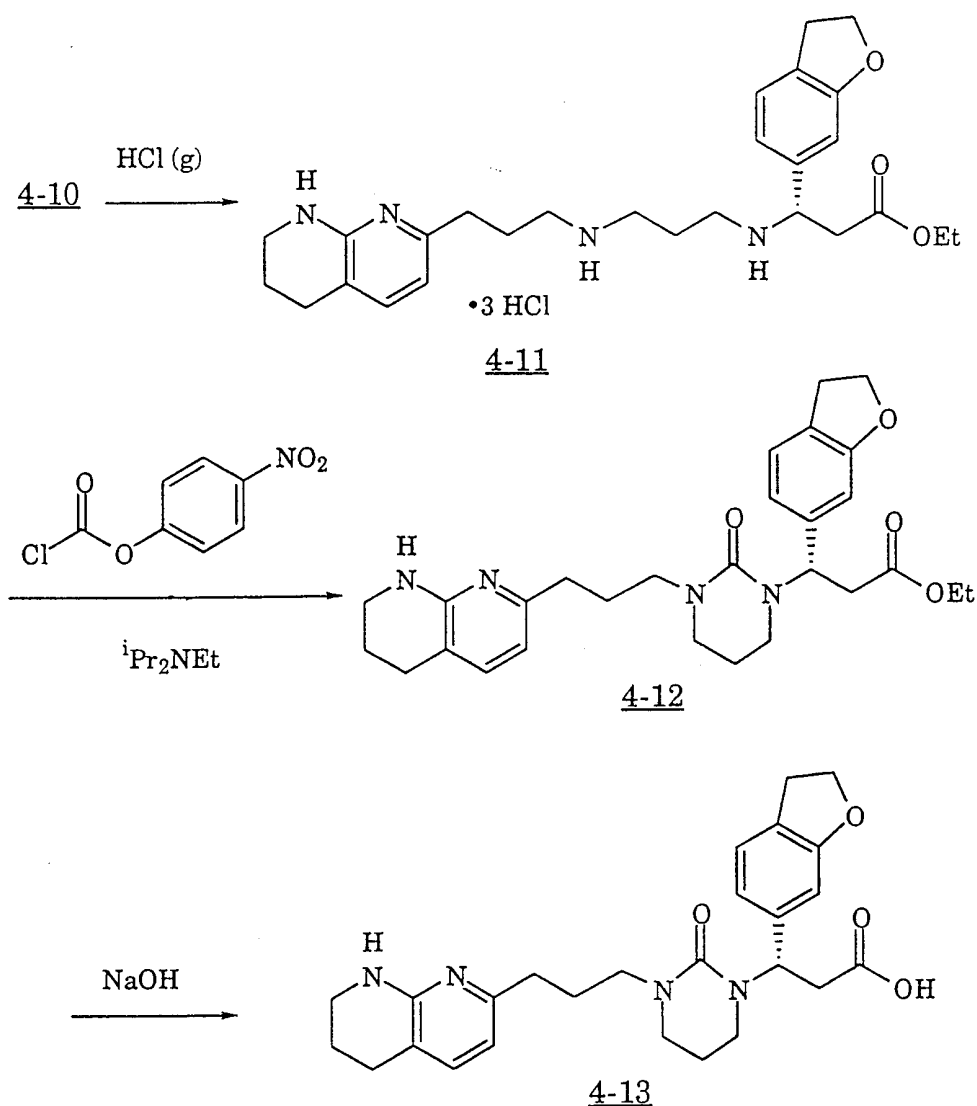
^1H NMR (300 MHz, CD_3OD) as the trifluoroacetate salt: δ 7.25 (d, 1H, $J=8.1$ Hz), 6.88 (m, 1H), 7.66 (s, 1H), 6.82 (s, 1H), 4.58 (m, 3H), 4.12 (m, 2H), 3.30 (m, 1H), 3.19 (m, 2H), 2.98 (m, 2H), 1.11 (t, 3H, $J=7.2$ Hz) ppm.

5

SCHEME 4







4-Oxo-pentanoic acid methoxy-methyl-amide (4-1)

To a stirred solution of levulinic acid (30 g, 0.258 mol) in 850 mL CHCl_3 at 0°C was added triethylamine (43.2 mL, 0.310 mol), followed by isobutyl chloroformate (37 mL, 0.284 mol) over 15 minutes. After 30 minutes, triethylamine (57.6 mL, 0.413 mol) was added, followed by *N,O*-dimethylhydroxylamine hydrochloride (37.8 g, 0.387 mol) in 5 portions over 5 minutes. Vigorous bubbling ensued, and the mixture was allowed to warm to RT and stir for 1 h. The mixture was reduced to a moist solid by rotary evaporation under reduced pressure, slurried in

500 mL EtOAc, washed with 10% K₂CO₃, brine, and dried over Na₂SO₄.

Evaporative removal of the solvent gave 4-1 as a yellow oil.

TLC R_f = 0.42 (silica, 1:1 chloroform /ethyl acetate).

¹H NMR (300 MHz, CDCl₃) δ 3.74 (s, 3H), 3.18 (s, 3H), 2.65-2.95 (m, 4H),

5 2.21 (s, 3H).

N-methoxy-N-methyl-3-(2-methyl-[1,3]dioxolan-2-yl)-propionamide (4-2)

To a solution of 4-1 (38 g, 0.239 mol) in 500 mL benzene was added ethylene glycol (17.3 mL, 0.310 mol) and p-toluenesulfonic acid

10 (1 g). The mixture was heated at reflux for 2 h with azeotropic removal of water. After cooling, the solution was washed with 200 mL sat.

NaHCO₃, brine, and dried over Na₂SO₄. Evaporative removal of the solvent gave 4-2 as a yellow oil.

TLC R_f = 0.62 (silica, ethyl acetate).

15 ¹H NMR (300 MHz, CDCl₃) δ 3.95 (m, 4H), 3.68 (s, 3H), 3.17 (s, 3H), 2.51 (t, 2H, J=8 Hz), 2.00 (t, 3H, J=6 Hz) 1.33 (s, 3H).

3-(2-Methyl-[1,3]dioxolan-2-yl)-propionaldehyde (4-3)

To a solution of 5-2 (44.74 g, 0.22 mol) in 400 mL THF at
20 -78°C was added DIBAL (264 mL 1 M in hexanes, 0.264 mol) over 10 minutes. After stirring for 1 h, 350 ml of 1.0 M Rochelle's salt and 300 ml ether was added followed by the removal of the cooling bath. After stirring for 1 h, the organic portion was separated and dried over Na₂SO₄. Evaporative removal of the solvent gave 4-3 as a colorless oil.

25 TLC R_f = 0.80 (silica, ethyl acetate).

¹H NMR (300 MHz, CDCl₃) δ 9.73 (s, 1H), 3.50 (d, 1H, J=16 Hz), 2.61 (d, 1H, J=21 Hz), 2.48 (m, 1H), 2.07 (t, 1H, J= 7H), 1.33 (s, 3H).

30 [3-(2-Methyl-[1,3]dioxolan-2-yl)-propylamino]-propionic acid ethyl ester (4-4)

To a solution of 4-3 (10 g, 0.69 mmol) in 200 mL 1,2-dichloroethane at 0°C was added beta-alanine ethyl ester hydrochloride (21 g, 0.138 mol), triethylamine (34 mL), and NaB(OAc)₃H (20.5 g, 0.097 mol). The mixture was allowed to warm to RT and stir for 15 h. The
35 mixture was evaporated to one-third its initial volume, diluted with EtOAc and then washed with 10% K₂CO₃, brine, and dried over Na₂SO₄.

Following evaporative removal of the solvent, the residue was chromatographed (silica gel, 70:25:5 chloroform /ethyl acetate /methanol) to give 4-4 as a yellow oil.

TLC R_f = 0.19 (silica, 70:25:5 chloroform /ethyl acetate /methanol).

5

[Tert-butoxycarbonyl-[3-(2-methyl-[1,3]dioxolan-2-yl)-propyl]-amino]-propionic acid ethyl ester (4-5)

To a solution of 4-4 (10 g, 0.041 mol) in 200 mL THF was added a trace of DMAP, 20 drops of triethylamine, and BOC₂O (9.5 g, 0.045 mol). After 1 h, evaporative removal of the solvent gave 4-5 as a colorless oil.

TLC R_f = 0.91 (silica, 70:25:10 chloroform /ethyl acetate /methanol).

¹H NMR (300 MHz, CDCl₃) δ 4.15 (q, 2H, J=4 Hz), 3.93 (m, 4H), 3.46 (m, 2H), 3.22 (m, 2H), 2.58 (m, 2H), 1.61 (m, 4H), 1.48 (m, 9H), 1.28 (m, 6H).

15

[Tert-butoxycarbonyl-(4-oxo-pentyl)-amino]-propionic acid ethyl ester (4-6)

To a solution of 4-5 (13.9 g, 0.040 mol) in 100 mL acetone was added p-toluenesulfonic acid (.05 g). The mixture was heated at reflux for 2 h. After cooling, the mixture was evaporated to one-fifth its initial volume, diluted with EtOAc and then washed with sat. NaHCO₃, brine, and dried over Na₂SO₄. Evaporative removal of the solvent gave 4-6 as a yellow oil.

TLC R_f = 0.36 (silica, 30% ethyl acetate/hexane).

25

[Tert-butoxycarbonyl-(3-[1,8]naphthyridin-2-yl-propyl)-amino]-propionic acid ethyl ester (4-7)

To a solution of 4-6 (12 g, 40 mmol), 2-amino-3-formylpyridine (6.3 g, 52 mmol), proline (4.6 g, 40 mmol) and ethanol (300 mL) was heated at reflux for 15 h. After cooling and evaporation, the residue was chromatographed (silica gel, 1:1 chloroform /ethyl acetate) to give 4-7 as a yellow oil.

TLC R_f = 0.47 (silica, 70:25:5 chloroform /ethyl acetate /methanol)

^1H NMR (300 MHz, CDCl_3) δ 9.09 (m, 1H), 8.13 (m, 2H), 7.43 (m, 2H), 4.12 (q, 2H, 7 Hz), 3.42 (m, 4H), 3.03 (m, 2H), 2.48 (m, 2H), 2.16 (m, 2H), 1.42 (m, 9H), 1.22 (m, 3H).

5 [Tert-butoxycarbonyl-[3-(5,6,7,8-tetrahydro-[1,8]naphthyridin-2-yl)-propyl]-amino]-propionic acid ethyl ester (4-8)

A solution of 5-7 (7.0 g, 18.1 mmol), 10% Pd/C (5 g) and ethanol (100 mL) was stirred under a balloon of hydrogen gas for 15 h. Following filtration and evaporation, the residue was chromatographed
10 (silica gel, 70:28:2 chloroform /ethyl acetate /methanol) to give 4-8 as a yellow oil.
TLC R_f = 0.32 (silica, 70:28:2 chloroform /ethyl acetate /methanol)

15 [(Methoxy-methyl-carbamoyl)-ethyl]-[3-(5,6,7,8-tetrahydro-[1,8]naphthyridin-2-yl)-propyl]-carbamic acid tert-butyl ester (4-9)

To a solution of 4-8 (5.6 g, 12.8 mmol) in ethanol (50 mL) was added NaOH (15 mL 1M solution in water, 15 mmol). After stirring for 1 h, HCl (15 mL 1M solution in water, 15 mmol) was added, and the mixture evaporated to give an oily residue. The residue was evaporated
20 from ethanol three times, and then from acetonitrile three times, producing a yellow crusty solid which was dried under a vacuum of <2 mm Hg for 2 h. This residue was then slurried in chloroform (5 mL) and acetonitrile (50 mL), and NMM (8.5 mL), *N,Q*-dimethylhydroxylamine hydrochloride (2.5 g, 26 mmol), HOBt (1.7g, 13 mmol) and EDC
25 (2.4 g, 13 mmol) were added. After stirring for 15 h, the mixture was evaporated to dryness, the residue slurried in EtOAc, washed with sat. NaHCO_3 , brine, and dried over Na_2SO_4 . Evaporative removal of the solvent gave 4-9 as a yellow oil.
TLC R_f = 0.20 (silica, 70:20:10 chloroform /ethyl acetate /methanol)
30 ^1H NMR (300 MHz, CDCl_3) δ 7.05 (d, 1H, J = 8 Hz), 6.28 (d, 1H, J = 8 Hz), 4.83 (m, 1H), 3.69 (m, 3H), 3.51 (m, 2H), 3.39 (m, 2H), 3.14 (m, 2H), 3.18 (s, 3H), 2.63 (m, 4H), 2.48 (m, 2H), 1.83 (m, 9H).

{Tert-butoxycarbonyl-[3-(5,6,7,8-tetrahydro-[1,8]naphthyridin-2-yl)-propyl]-amino}-propionaldehyde (4-9A)

To a stirred solution of 4-9 (12.8 mmol) and THF (50 ml) at -78°C was added DIBAL (1.0M/hexanes, 15 ml, 15 mmol) dropwise over 20 minutes. After 1.0 hour, 20 ml of 1.0 M Rochelle's salt was added followed by the removal of the cooling bath. The mixture was stirred for 1.0 hour and then diluted with Et₂O. After 30 minutes of stirring, the organic portion was separated and dried over MgSO₄. Evaporative removal of the solvent gave crude aldehyde 4-9A as a colorless oil.
TLC R_f = 0.13 (silica, 75:20:10 chloroform /EtOAc/MeOH).

3(S)-(2-{Tert-butoxycarbonyl-[3-(5,6,7,8-tetrahydro-[1,8]naphthyridin-2-yl)-propyl]-amino}-propylamino)-3-(2,3-dihydro-benzofuran-6-yl)-propionic acid ethyl ester (4-10)

A mixture of the crude aldehyde 4-9A (0.4 g, 1.15 mmol), 3-6 (0.5 g, 1.5 mmol), powdered molecular sieves (1 g), sodium acetate (1 g) and 2-propanol (20 mL) was stirred for 30 minutes at 0°C. Then NaCNBH₃ (0.215 g, 3.5 mmol) was added. After 15 hours, to the reaction was added 10% KHSO₄ until pH~2, stirred 5 minutes, diluted with EtOAc and then adjusted to pH~12 with K₂CO₃. The mixture was extracted with EtOAc and dried over MgSO₄. Following evaporative removal of the solvent, the residue was chromatographed (silica gel, 1% [10:1:1 EtOH/ NH₄OH/ H₂O]/ 99% 75:25:5 chloroform /EtOAc/MeOH) to give 4-10 as a yellow oil.
TLC R_f = 0.19 (silica, 1% [10:1:1 EtOH/ NH₄OH/ H₂O]/ 99% 75:25:5 chloroform /EtOAc/MeOH)
¹H NMR (300 MHz, CDCl₃) δ 7.10 (m, 2H), 6.78 (m, 2H), 6.37 (d, 1H, J=7 Hz), 4.69 (br s, 1H), 4.47 (t, 2H, J= 7 Hz), 4.11 (m, 2H), 3.95 (t, 1H, J= 7Hz), 3.38 (m, 2H), 3.17 (m, 6H), 2.7-2.4 (m, 8H), 1.82 (m, 5H), 1.61 (m, 2H), 1.40 (m, 9H), 1.21 (t, 3H, J= Hz).

3(S)-(2,3-dihydro-benzofuran-6-yl)-3-{2-oxo-3-[3-(5,6,7,8-tetrahydro-[1,8]naphthyridin-2-yl)-propyl]-tetrahydro-pyrimidin-1-yl}-propionic acid ethyl ester (4-12)

HCl gas was rapidly bubbled through a solution of 4-10 (0.3 g, 0.53 mmol) in dichloromethane (10 ml) at 0°C for 10 minutes. After 30 minutes, the solution was purged with argon for 30 minutes. The solution was concentrated to give the amine 4-11 as a yellow solid. To a stirred mixture of 4-11 (0.53 mmol) in CH₂Cl₂ (10 mL) and iPr₂NEt (0.56 mL, 3.3 mmol) was added para-nitrophenyl chloroformate (0.112 g, 0.55 mmol). After 30 minutes, dioxane (10 mL) was added, and the mixture heated to 100°C, allowing the dichloromethane to evaporate. After 12 h, the mixture was cooled, diluted with EtOAc, washed with 1 N NaOH, brine, and dried over MgSO₄. Evaporative removal of the solvent gave 4-12 as a yellow oil.

TLC R_f = 0.37 (silica, 70:20:10 chloroform /ethyl acetate /methanol)

3(S)-(2,3-dihydro-benzofuran-6-yl)-3-{2-oxo-3-[3-(5,6,7,8-tetrahydro-[1,8]naphthyridin-2-yl)-propyl]-tetrahydro-pyrimidin-1-yl}-propionic acid (4-13)

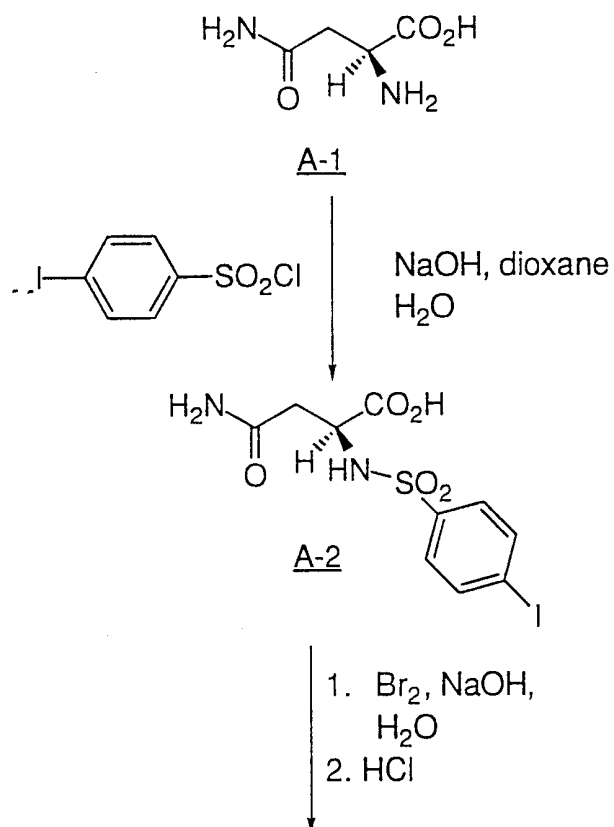
To a solution of 4-12 (0.20 g, 0.41 mmol) in EtOH (5 mL) was added 1N NaOH (0.5 ml, 0.5 mmol). After stirring for 2 h, the solvents were evaporated and the residue was chromatographed (silica gel, 25:10:1:1 followed by 15:10:1:1 ethyl acetate /EtOH /water /NH₄OH) to give 4-13 as a white solid.

TLC R_f = 0.13 (10:10:1:1 ethyl acetate/EtOH/water/NH₄OH).

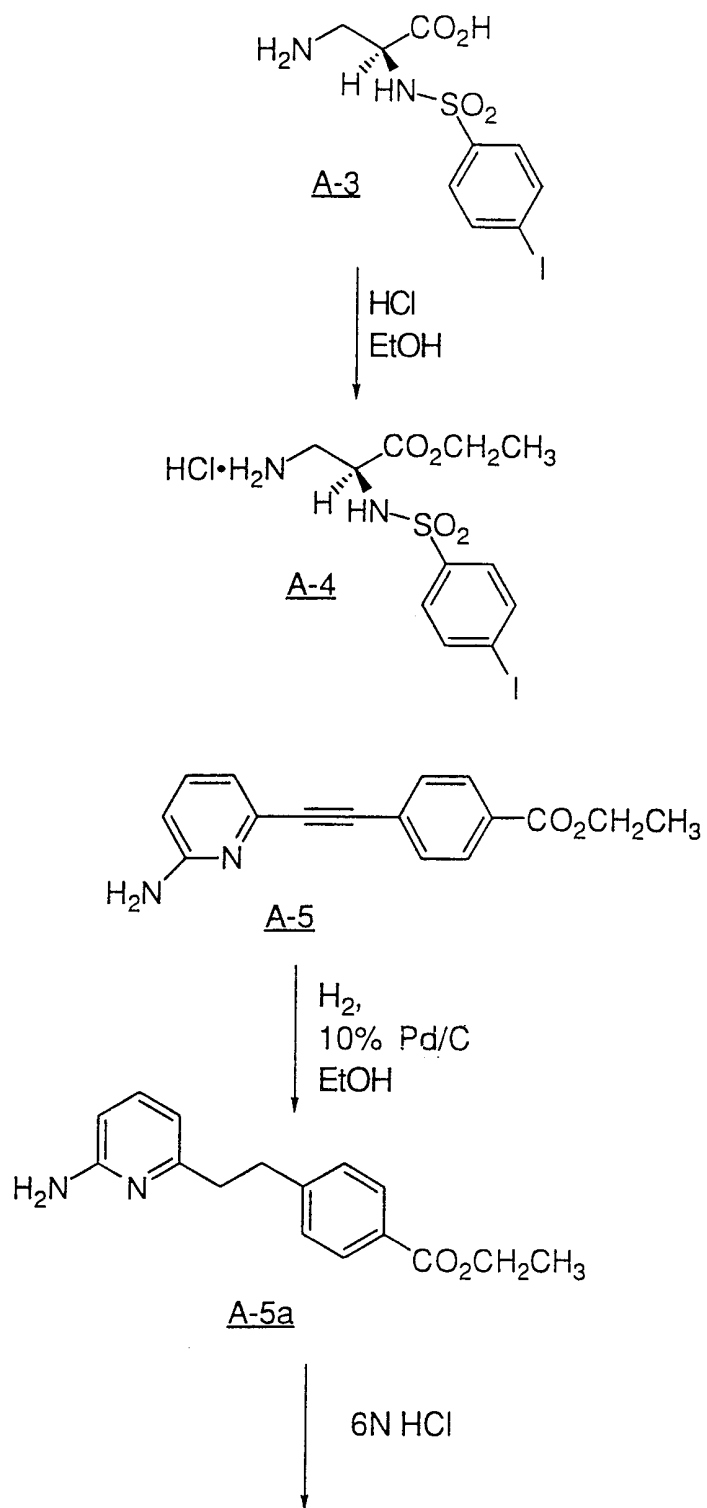
¹H NMR (300 MHz, CD₃OD) δ 7.44 (d, 1H, J=7 Hz), 7.16 (d, 1H, J=7 Hz), 6.76 (d, 1H, J=7 Hz), 6.65 (s, 1H), 5.97 (d, 1H, J=7 Hz), 6.06 (m, 1H), 4.52 (t, 2H, J= 9 Hz), 3.95 (m, 1H), 3.46 (m, 2H), 3.38 (m, 1H), 3.18 (m, 3H), 2.75 (m, 8H), 1.91 (m, 6H), 1.76 (m, 2H).

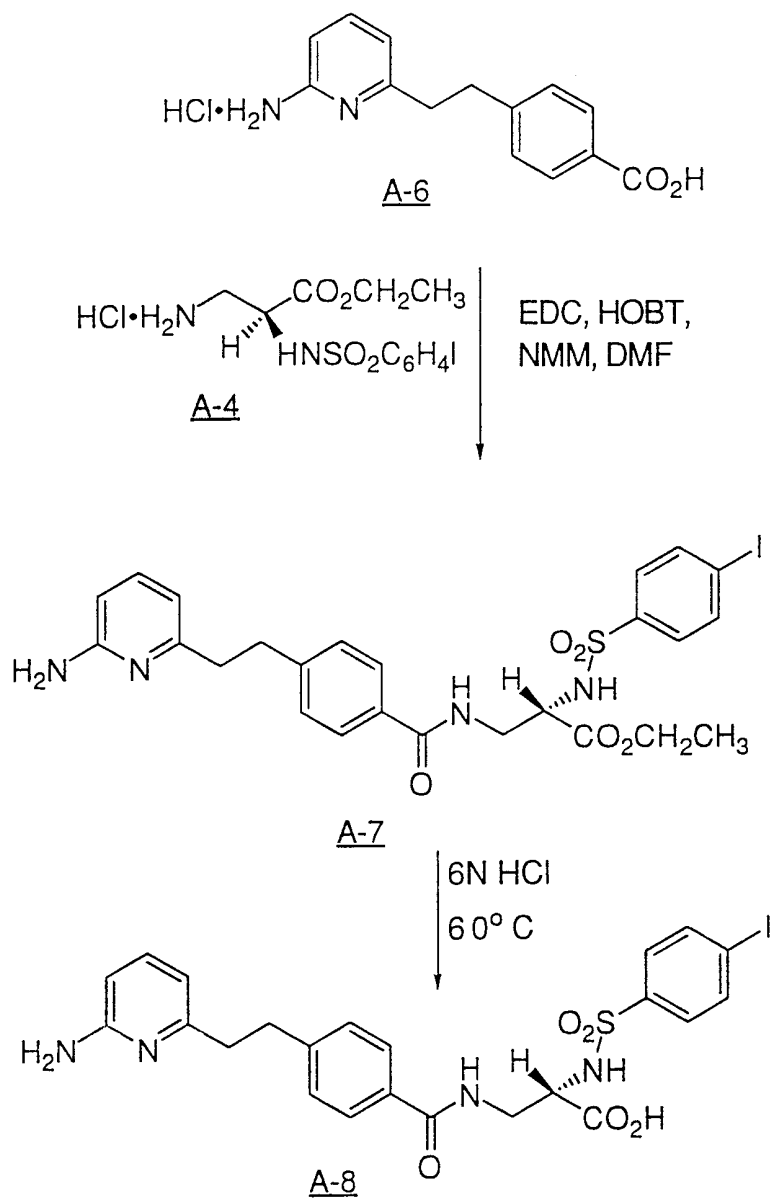
SCHEME A

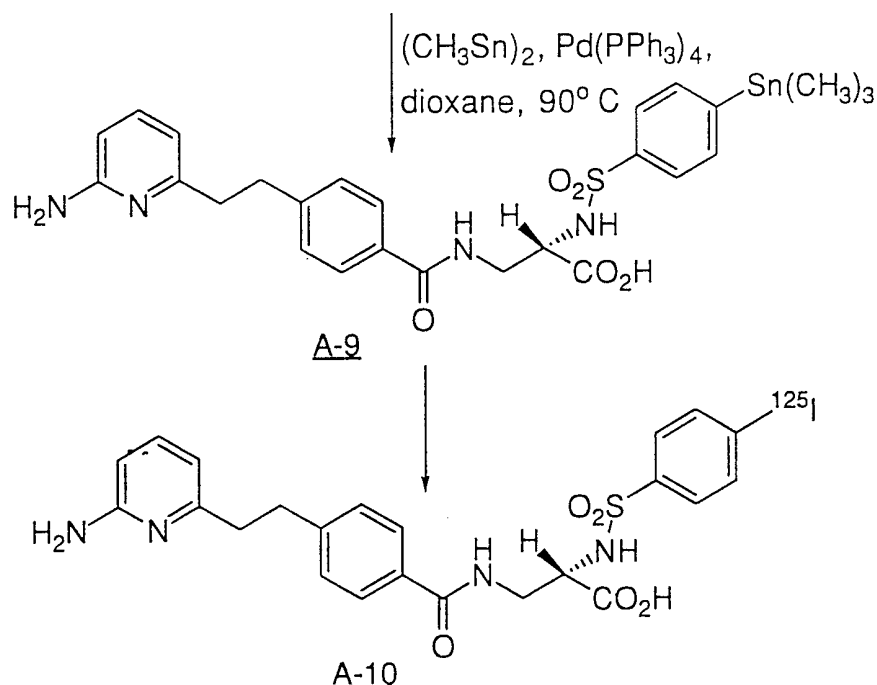
5

Synthesis of Radioligand for SPA Assay

10

SCHEME A, cont'd.

SCHEME A, cont'd



N-(4-Iodo-phenylsulfonylamino)-L-asparagine (A-2)

- To a stirred solution of acid A-1 (4.39 g, 33.2 mmol), NaOH (1.49 g, 37.2 mmol), dioxane (30 ml) and H₂O (30 ml) at 0°C was added pipsyl chloride (10.34 g, 34.2 mmol). After ~5 minutes, NaOH (1.49, 37.2 mmol), dissolved in 15 ml H₂O, was added followed by the removal of the cooling bath. After 2.0 h, the reaction mixture was concentrated. The residue was dissolved in H₂O (300 ml) and then washed with EtOAc.
- The aqueous portion was cooled to 0°C and then acidified with concentrated HCl. The solid was collected and then washed with Et₂O to provide acid A-2 as a white solid.
- ¹H NMR (300 MHz, D₂O) δ 7.86 (d, 2H, J=8Hz), 7.48 (d, 2H, J=8Hz) 3.70 (m, 1H), 2.39 (m, 2H).

2(S)-(4-Iodo-phenylsulfonylamino)-β-alanine (A-3)

To a stirred solution of NaOH (7.14 g, 181.8 mmol) and H₂O (40 ml) at 0°C was added Br₂ (1.30 ml, 24.9 mmol) dropwise over a ten

minute period. After ~5 minutes, acid A-2 (9.9 g, 24.9 mmol), NaOH (2.00 g, 49.8 mmol) and H₂O (35 ml) were combined, cooled to 0°C and then added in a single portion to the reaction. After stirring for 20 minutes at 0°C, the reaction was heated to 90°C for 30 minutes and then recooled to 0°C. The pH was adjusted to ~7 by dropwise addition of concentrated HCl. The solid was collected, washed with EtOAc, and then dried *in vacuo* to provide acid A-3 as a white solid.

¹H NMR (300 MHz, D₂O) δ 8.02 (d, 2H, J=8Hz), 7.63 (d, 2H, J=8Hz), 4.36 (m, 1H), 3.51 (dd, 1H, J=5Hz, 13Hz) 3.21 (m, 1H).

Ethyl 2(S)-(4-iodo-phenylsulfonylamino)-β-alanine-hydrochloride (A-4)

HCl gas was rapidly bubbled through a suspension of acid A-3 (4.0 g, 10.81-mmol) in EtOH (50 ml) at 0°C for 10 minutes. The cooling bath was removed and the reaction was heated to 60°C. After 18 h, the reaction was concentrated to provide ester A-4 as a white solid. ¹H NMR (300 MHz, CD₃OD) δ 7.98 (d, 2H, J=8Hz), 7.63 (d, 2H, J=8Hz), 4.25 (q, 1H, J=5Hz), 3.92 (m, 2H), 3.33 (m, 1H), 3.06 (m, 1H), 1.01 (t, 3H, J=7Hz).

Ethyl 4-[2-(2-Aminopyridin-6-yl)ethyl]benzoate (A-5a)

A mixture of ester A-5 (700 mg, 2.63 mmol), (for preparation, see: Scheme 29 of PCT International Application Publication No. WO 95/32710, published December 7, 1995) 10% Pd/C (350 mg) and EtOH were stirred under 1 atm H₂. After 20 h, the reaction was filtered through a celite pad and then concentrated to provide ester A-5a as a brown oil.

TLC R_f = 0.23 (silica, 40% EtOAc/hexanes)

¹H NMR (300 MHz, CDCl₃) δ 7.95 (d, 2H, J=8Hz), 7.26 (m, 3H), 6.43 (d, 1H, J=7Hz), 6.35 (d, 1H, J=8Hz), 4.37 (m, 4H), 3.05 (m, 2H), 2.91 (m, 2H), 1.39 (t, 3H, J=7Hz).

4-[2-(2-Aminopyridin-6-yl)ethyl]benzoic acid hydrochloride (A-6)

A suspension of ester A-5a (625 mg, 2.31 mmol) in 6N HCl (12 ml) was heated to 60°C. After ~20 h, the reaction was concentrated to give acid A-6 as a tan solid.

^1H NMR (300 MHz, CD_3OD) δ 7.96 (d, 2H, $J=8\text{Hz}$), 7.80 (m, 1H), 7.33 (d, 2H, $J=8\text{Hz}$), 6.84 (d, 1H, $J=9\text{Hz}$), 6.69 (d, 1H, $J=7\text{Hz}$), 3.09 (m, 4H).

5 Ethyl 4-[2-(2-Aminopyridin-6-yl)ethyl]benzoyl-2(S)-(4-iodo-phenylsulfonylamino)- β -alanine (A-7)

A solution of acid 15-6 (400 mg, 1.43 mmol), amine A-4 (686 mg, 1.57 mmol), EDC (358 mg, 1.86 mmol), HOBT (252 mg, 1.86 mmol), NMM (632 μl , 5.72 mmol) in DMF (10 ml) was stirred for ~20 h. The reaction was diluted with EtOAc and then washed with sat. NaHCO_3 , brine, dried (MgSO_4) and concentrated. Flash chromatography (silica, EtOAc then 5% isopropanol/EtOAc) provided amide A-7 as a white solid.
TLC R_f = 0.4 (silica, 10% isopropanol/EtOAc)
 ^1H NMR (300 MHz, CD_3OD) δ 7.79 (d, 2H, $J=9\text{Hz}$) 7.61 (d, 2H, $J=8\text{Hz}$), 7.52 (d, 2H, $J=9\text{Hz}$), 7.29 (m, 1H), 7.27 (d, 2H, $J=8\text{Hz}$), 4.20 (m, 1H), 3.95 (q, 2H, $J=7\text{Hz}$), 3.66 (dd, 1H, $J=6\text{Hz}$, 14Hz), 3.49 (dd, 1H, $J=8\text{Hz}$, 13Hz), 3.01 (m, 2H), 2.86 (m, 2H), 1.08 (t, 3H, $J=7\text{Hz}$).

20 4-[2-(2-Aminopyridin-6-yl)ethyl]benzoyl-2(S)-(4-iodophenyl-sulfonylamino)- β -alanine (A-8)

A solution of ester A-7 (200 mg, 0.3213 mmol) and 6N HCl (30 ml) was heated to 60°C . After ~20 h, the reaction mixture was concentrated. Flash chromatography (silica, 20:20:1:1 EtOAc/EtOH/ $\text{NH}_4\text{OH}/\text{H}_2\text{O}$) provided acid A-8 as a white solid.
TLC R_f = 0.45 (silica, 20:20:1:1 EtOAc/EtOH/ $\text{NH}_4\text{OH}/\text{H}_2\text{O}$)
 ^1H NMR (400 MHz, DMSO) δ 8.40 (m, 1H), 8.14 (Bs, 1H), 7.81 (d, 2H, $J=8\text{Hz}$), 7.62 (d, 2H, $J=8\text{Hz}$), 7.48 (d, 2H, $J=8\text{Hz}$), 7.27 (m, 3H), 6.34 (d, 1H, $J=7\text{Hz}$), 6.25 (d, 1H, $J=8\text{Hz}$), 5.85 (bs, 2H), 3.89 (bs, 1H), 3.35 (m, 2H), 2.97 (m, 2H), 2.79 (m, 2H).

30 4-[2-(2-Aminopyridin-6-yl)ethyl]benzoyl-2(S)-(4-trimethylstannyl-phenylsulfonylamino)- β -alanine (A-9)

A solution of iodide A-8 (70 mg, 0.1178 mmol), $[(\text{CH}_3)_3\text{Sn}]_2$ (49 μl , 0.2356 mmol), $\text{Pd}(\text{PPh}_3)_4$ (5 mg) and dioxane (7 ml) was heated to

90°C. After 2 h, the reaction was concentrated and then purified by preparative HPLC (Delta-Pak C₁₈ 15 µM 100Å°, 40 x 100 mm; 95:5 then 5:95 H₂O/CH₃CN) to provide the trifluoroacetate salt. The salt was

5 lyophilized to provide amide A-9 as a white solid.

¹H NMR (400 MHz, DMSO) δ 8.40 (m, 1H), 8.18 (d, 1H, J=8Hz), 7.67 (m, 5H), 7.56 (d, 2H, J=8Hz), 7.29 (d, 2H, J=8Hz), 6.95-7.52 (m, 2H), 6.45 (bs, 2H), 4.00 (m, 1H), 3.50 (m, 1H), 3.33 (m, 1H), 2.97 (m, 2H), 2.86 (m, 2H).

10 4-[2-(2-Aminopyridin-6-yl)ethyl]benzoyl-2(S)-4-¹²⁵Iodo-
phenylsulfonfylamino-β-alanine (A-10)

An iodobead (Pierce) was added to a shipping vial of 5 mCi of Na¹²⁵I (Amersham, IMS30) and stirred for five minutes at room temperature. A solution of 0.1 mg of A-9 in 0.05 mL of 10% H₂SO₄/MeOH
15 was made and immediately added to the Na¹²⁵I/iodobead vial. After stirring for three minutes at room temperature, approximately 0.04-0.05 mL of NH₄OH was added so the reaction mixture was at pH 6-7. The entire reaction mixture was injected onto the HPLC for purification [Vydac peptide-protein C-18 column, 4.6 x 250 mm, linear gradient of
20 10% acetonitrile (0.1% (TFA):H₂O (0.1% TFA) to 90% acetonitrile (0.1% TFA):H₂O (0.1% TFA) over 30 minutes, 1 mL/min]. The retention time of A-10 is 17 minutes under these conditions. Fractions containing the majority of the radioactivity were pooled, lyophilized and diluted with ethanol to give approximately 1 mCi of A-10, which coeluted on HPLC
25 analysis with an authentic sample of A-8.

Instrumentation: Analytical and preparative HPLC was carried out using a Waters 600E Powerline Multi Solvent Delivery System with 0.1 mL heads with a Rheodyne 7125 injector and a Waters
30 990 Photodiode Array Detector with a Gilson FC203 Microfraction collector. For analytical and preparative HPLC, a Vydac peptide-protein C-18 column, 4.6 x 250 mm was used with a C-18 Brownlee modular guard column. The acetonitrile used for the HPLC analyses was Fisher Optima grade. The HPLC radiodetector used was a Beckman 170
35 Radioisotope detector. A Vydac C-18 protein and peptide column, 3.9 x

250 mm was used for analytical and preparative HPLC. Solutions of radioactivity were concentrated using a Speedvac vacuum centrifuge. Calibration curves and chemical concentrations were determined using a Hewlett Packard Model 8452A UV/Vis Diode Array Spectrophotometer.

5 Sample radioactivities were determined in a Packard A5530 gamma counter.

The test procedures employed to measure $\alpha\nu\beta 3$ and $\alpha\nu\beta 5$ binding and the bone resorption inhibiting activity of the compounds of the present invention are described below.

10

BONE RESORPTION-PIT ASSAY

When osteoclasts engage in bone resorption, they can cause the formation of pits in the surface of bone that they are acting upon.

Therefore, when testing compounds for their ability to inhibit
15 osteoclasts, it is useful to measure the ability of osteoclasts to excavate these resorption pits when the inhibiting compound is present.

Consecutive 200 micron thick cross sections from a 6 mm cylinder of bovine femur diaphysis are cut with a low speed diamond saw (Isomet, Beuler, Ltd., Lake Bluff, IL). Bone slices are pooled, placed
20 in a 10% ethanol solution and refrigerated until further use.

Prior to experimentation, bovine bone slices are ultrasonicated twice, 20 minutes each in H₂O. Cleaned slices are placed in 96 well plates such that two control lanes and one lane for each drug dosage are available. Each lane represents either triplicate or
25 quadruplicate cultures. The bone slices in 96 well plates are sterilized by UV irradiation. Prior to incubation with osteoclasts, the bone slices are hydrated by the addition of 0.1 ml α MEM, pH 6.9 containing 5% fetal bovine serum and 1% penicillin/streptomycin.

Long bones from 7-14 day old rabbits (New Zealand White
30 Hare) are dissected, cleaned of soft tissue and placed in α MEM containing 20 mM HEPES. The bones are minced using scissors until the pieces are <1 mm and transferred to a 50 ml tube in a volume of 25 ml. The tube is rocked gently by hand for 60 cycles, the tissue is sedimented for 1 min., and the supernatant is removed. Another 25 ml
35 of medium is added to the tissue and rocked again. The second

supernatant is combined with the first. The number of cells is counted excluding erythrocytes (typically $\sim 2 \times 10^7$ cells/ml). A cell suspension consisting of 5×10^6 /ml in α MEM containing 5% fetal bovine serum, 10 nM $1,25(\text{OH})_2\text{D}_3$, and pencillin-streptomycin is prepared. 200 ml
5 aliquots are added to bovine bone slices (200 mm x 6 mm) and incubated for 2 hrs. at 37°C in a humidified 5% CO_2 atmosphere. The medium is removed gently with a micropipettor and fresh medium containing test compounds is added. The cultures are incubated for 48 hrs., and assayed for c-telopeptide (fragments of the $\alpha 1$ chain of type I collagen) by
10 Crosslaps for culture media (Herlev, Denmark).

Bovine bone slices are exposed to osteoclasts for 20-24 hrs and are processed for staining. Tissue culture media is removed from each bone slice: Each well is washed with 200 ml of H_2O , and the bone slices are then fixed for 20 minutes in 2.5% glutaraldehyde, 0.1 M
15 cacodylate, pH 7.4. After fixation, any remaining cellular debris is removed by 2 min. ultrasonication in the presence of 0.25 M NH_4OH followed by 2 X 15 min ultrasonication in H_2O . The bone slices are immediately stained for 6-8 min with filtered 1% toluidine blue and 1% borax.

20 After the bone slices have dried, resorption pits are counted in test and control slices. Resorption pits are viewed in a Microphot Fx (Nikon) fluorescence microscope using a polarizing Nikon IGS filter cube. Test dosage results are compared with controls and resulting IC_{50} values are determined for each compound tested.

25 The appropriateness of extrapolating data from this assay to mammalian (including human) disease states is supported by the teaching found in Sato, M., et al., Journal of Bone and Mineral Research, Vol. 5, No. 1, pp.31-40, 1990, which is incorporated by reference herein in its entirety. This article teaches that certain
30 bisphosphonates have been used clinically and appear to be effective in the treatment of Paget's disease, hypercalcemia of malignancy, osteolytic lesions produced by bone metastases, and bone loss due to immobilization or sex hormone deficiency. These same bisphosphonates are then tested in the resorption pit assay described above to confirm a

correlation between their known utility and positive performance in the assay.

EIB ASSAY

- 5 Duong *et al.*, *J. Bone Miner. Res.*, 8: S378 (1993) describes a system for expressing the human integrin $\alpha v \beta 3$. It has been suggested that the integrin stimulates attachment of osteoclasts to bone matrix, since antibodies against the integrin, or RGD-containing molecules, such as echistatin (European Publication 382 451), can effectively block
- 10 bone resorption.

Reaction Mixture:

1. 175 μ l TBS buffer (50 mM Tris•HCl pH 7.2, 150 mM NaCl, 1% BSA, 1 mM CaCl_2 , 1 mM MgCl_2).
- 15 2. 25 μ l cell extract (dilute with 100 mM octylglucoside buffer to give 2000 cpm/25 μ l).
3. ^{125}I -echistatin (25 μ l/50,000 cpm) (see EP 382 451).
4. 25 μ l buffer (total binding) or unlabeled echistatin (non-specific binding).

20

The reaction mixture was then incubated for 1 h at room temp. The unbound and the bound $\alpha v \beta 3$ were separated by filtration using a Skatron Cell Harvester. The filters (prewet in 1.5% polyethyleneimine for 10 mins) were then washed with the wash buffer (50

25 mM Tris HCl, 1mM $\text{CaCl}_2/\text{MgCl}_2$, pH 7.2). The filter was then counted in a gamma counter.

SPA ASSAY

30 MATERIALS:

1. Wheat germ agglutinin Scintillation Proximity Beads (SPA): Amersham
2. Octylglucopyranoside: Calbiochem
- 35 3. HEPES: Calbiochem

4. NaCl: Fisher
5. CaCl₂: Fisher
6. MgCl₂: SIGMA
7. Phenylmethylsulfonylfluoride (PMSF): SIGMA
- 5 8. Optiplate: PACKARD
9. Compound A-10 (specific activity 500-1000 Ci/mmol)
10. test compound
11. Purified integrin receptor: $\alpha_v\beta_3$ was purified from 293 cells overexpressing $\alpha_v\beta_3$ (Duong *et al.*, *J. Bone Min. Res.*, 8:S378, 1993) according to Pytela (*Methods in Enzymology*, 144:475, 1987)
- 10 12. Binding buffer: 50 mM HEPES, pH 7.8, 100 mM NaCl, 1 mM Ca²⁺/Mg²⁺, 0.5 mM PMSF
13. 50 mM octylglucoside in binding buffer: 50-OG buffer
- 15

PROCEDURE:

1. Pretreatment of SPA beads:
20 500 mg of lyophilized SPA beads were first washed four times with 200 ml of 50-OG buffer and once with 100 ml of binding buffer, and then resuspended in 12.5 ml of binding buffer.
2. Preparation of SPA beads and receptor mixture
25 In each assay tube, 2.5 μ l (40 mg/ml) of pretreated beads were suspended in 97.5 μ l of binding buffer and 20 μ l of 50-OG buffer. 5 μ l (~30 ng/ μ l) of purified receptor was added to the beads in suspension with stirring at room temperature for 30 minutes. The mixture was then centrifuged at 2,500 rpm in a Beckman GPR Benchtop centrifuge for 10 minutes at 4°C. The
30 pellets were then resuspended in 50 μ l of binding buffer and 25 μ l of 50-OG buffer.

3. Reaction

The following were sequentially added into Optiplate in corresponding wells:

- 5 (i) Receptor/beads mixture (75 μ l)
(ii) 25 μ l of each of the following: compound to be tested, binding buffer for total binding or A-8 for non-specific binding (final concentration 1 μ M)
10 (iii) A-10 in binding buffer (25 μ l, final concentration 40 pM)
(iv) Binding buffer (125 μ l)
(v) Each plate was sealed with plate sealer from PACKARD and incubated overnight with rocking at 4°C

15 4. Plates were counted using PACKARD TOPCOUNT

5. % inhibition was calculated as follows:

A = total counts

B = nonspecific counts

20 C = sample counts

$$\% \text{ inhibition} = [(A-B)-(C-B)]/(A-B)/(A-B) \times 100$$

OCFORM ASSAY

Osteoblast-like cells (1.8 cells), originally derived from mouse calvaria, were plated in CORNING 24 well tissue culture plates in α MEM medium containing ribo- and deoxyribonucleosides, 10% fetal bovine serum and penicillin-streptomycin. Cells were seeded at 40,000/well in the morning. In the afternoon, bone marrow cells were prepared from six week old male Balb/C mice as follows:

30 Mice were sacrificed, tibiae removed and placed in the above medium. The ends were cut off and the marrow was flushed out of the cavity into a tube with a 1 mL syringe with a 27.5 gauge needle. The marrow was suspended by pipetting up and down. The suspension was passed through >100 μ m nylon cell strainer. The resulting suspension was centrifuged at 350 x g for seven minutes. The pellet was

resuspended, and a sample was diluted in 2% acetic acid to lyse the red cells. The remaining cells were counted in a hemacytometer. The cells were pelleted and resuspended at 1×10^6 cells/mL. 50 μ L was added to each well of 1.8 cells to yield 50,000 cells/well and 1,25-dihydroxy-vitamin D₃ (D₃) was added to each well to a final concentration of 10 nM. The cultures were incubated at 37°C in a humidified, 5% CO₂ atmosphere. After 48 h, the medium was changed. 72 h after the addition of bone marrow, test compounds were added with fresh medium containing D₃ to quadruplicate wells. Compounds were added again after 48 h with fresh medium containing D₃. After an additional 48 h., the medium was removed, cells were fixed with 10% formaldehyde in phosphate-buffered saline for 10 minutes at room temperature, followed by a 1-2 minute treatment with ethanol:acetone (1:1) and air dried. The cells were then stained for tartrate resistant acid phosphatase as follows:

The cells were stained for 10-15 minutes at room temperature with 50 mM acetate buffer, pH 5.0 containing 30 mM sodium tartrate, 0.3 mg/mL Fast Red Violet LB Salt and 0.1 mg/mL Naphthol AS -MX phosphate. After staining, the plates were washed extensively with deionized water and air dried. The number of multinucleated, positive staining cells was counted in each well.

α v β 5 ATTACHMENT ASSAY

Duong *et al.*, *J. Bone Miner. Res.*, 11: S290 (1996), describes a system for expressing the human α v β 5 integrin receptor.

Materials:

1. Media and solutions used in this assay are purchased from BRL/Gibco, except BSA and the chemicals are from Sigma.
2. Attachment medium: HBSS with 1 mg/ml heat-inactivated fatty acid free BSA and 2 mM CaCl₂.
3. Glucosaminidase substrate solution: 3.75 mM p-nitrophenyl N-acetyl-beta-D-glucosaminide, 0.1 M sodium citrate, 0.25% Triton, pH 5.0.

4. Glycine-EDTA developing solution: 50 mM glycine, 5 mM EDTA, pH 10.5.

Methods:

- 5 1. Plates (96 well, Nunc Maxi Sorp) were coated overnight at 4°C with human vitronectin (3 ug/ml) in 50 mM carbonate buffer (pH 9/6), using 100 µl/well. Plates were then washed 2X with DPBS and blocked with 2% BSA in DPBS for 2h at room temperature. After additional washes (2X) with DPBS, plates were used for cell attachment assay.
- 10 2. 293 (αvβ5) cells were grown in MEM media in presence of 10% fetal calf serum to 90% confluence. Cells were then lifted from dishes with 1X Trypsin/EDTA and washed 3X with serum free MEM. Cells were resuspended in attachment medium (3 X 10⁵ cells/ml).
- 15 3. Test compounds were prepared as a series of dilutions at 2X concentrations and added as 50 µl/well. Cell suspension was then added as 50 µl/well. Plates were incubated at 37°C with 55 CO₂ for 1 hour to allow attachment.
- 20 4. Non-adherent cells were removed by gently washing the plates (3X) with DPBS and then incubated with glucosaminidase substrate solution (100 µl/well), overnight at room temperature in the dark. To quantitate cell numbers, standard curve of glucosaminidase activity was determined for each experiment by adding samples of cell suspension directly to wells containing the enzyme substrate solution.
- 25 5. The next day, the reaction was developed by addition of 185 µl/well of glycine/EDTA solution and reading absorbance at 405 nm using a Molecular Devices V-Max plate reader. Average test absorbance values (4 wells per test samples) were calculated. Then, the number of attached cells at each drug concentration was quantitated versus the standard curve of cells using the Softmax program.
- 30
- 35

EXAMPLE OF A PHARMACEUTICAL FORMULATION

As a specific embodiment of an oral composition, 100 mg of a compound of the present invention are formulated with sufficient
5 finely divided lactose to provide a total amount of 580 to 590 mg to fill a size O hard gel capsule.

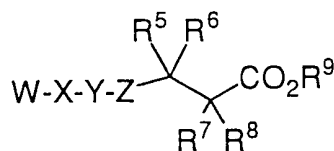
Representative compounds of the present invention were tested and found to bind to human $\alpha\beta 3$ integrin. These compounds are generally found to have IC₅₀ values less than about 100 nM in the SPA
10 assay.

Representative compounds of the present invention were tested and generally found to inhibit $\geq 50\%$ the attachment of $\alpha\beta 5$ expressing cells to plates coated with vitronectin at concentrations of about 1 μ M.

15 While the invention has been described and illustrated in reference to certain preferred embodiments thereof, those skilled in the art will appreciate that various changes, modifications and substitutions can be made therein without departing from the spirit and scope of the invention. For example, effective dosages other than the preferred doses
20 as set forth hereinabove may be applicable as a consequence of variations in the responsiveness of the mammal being treated for severity of bone disorders caused by resorption, or for other indications for the compounds of the invention indicated above. Likewise, the specific pharmacological responses observed may vary according to and
25 depending upon the particular active compound selected or whether there are present pharmaceutical carriers, as well as the type of formulation and mode of administration employed, and such expected variations or differences in the results are contemplated in accordance with the objects and practices of the present invention. It is intended,
30 therefore, that the invention be limited only by the scope of the claims which follow and that such claims be interpreted as broadly as is reasonable.

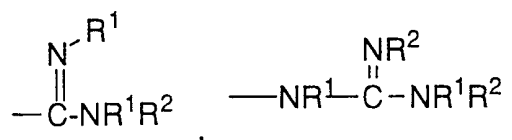
WHAT IS CLAIMED IS:

1. A compound of the formula



5

wherein W is selected from the group consisting of



10

a 5- or 6-membered monocyclic aromatic or nonaromatic ring system having 0, 1, 2, 3 or 4 heteroatoms selected from the group consisting of N, O, and S wherein the ring nitrogen atoms are unsubstituted or substituted with one R¹ substituent and the ring carbon atoms are unsubstituted or substituted with one or two R¹ substituents, and

15

a 9- to 14-membered polycyclic ring system, wherein one or more of the rings is aromatic, and wherein the polycyclic ring system has 0, 1, 2, 3 or 4 heteroatoms selected from the group consisting of N, O, and S, and wherein the ring nitrogen atoms are unsubstituted or substituted with one R¹ substituent and the ring carbon atoms are unsubstituted or substituted with one or two R¹ substituents;

20

25 X is selected from the group consisting of

-(CH₂)_v-, wherein any methylene (CH₂) carbon atom is either unsubstituted or substituted with one or two R¹ substituents;

and a 5- or 6-membered monocyclic aromatic or nonaromatic ring system having 0, 1, 2, 3 or 4 heteroatoms selected from the group consisting of N, O, and S wherein the ring nitrogen atoms are unsubstituted or substituted with one R¹ substituent and the ring carbon
 5 atoms are unsubstituted or substituted with one or two R¹ substituents;

Y is selected from the group consisting of

- 10 -(CH₂)_m-,
- (CH₂)_m-O-(CH₂)_n-,
- (CH₂)_m-NR⁴-(CH₂)_n-,
- (CH₂)_m-S-(CH₂)_n-,
- (CH₂)_m-SO-(CH₂)_n-,
- (CH₂)_m-SO₂-(CH₂)_n-,
- 15 -(CH₂)_m-O-(CH₂)_n-O-(CH₂)_p-,
- (CH₂)_m-O-(CH₂)_n-NR⁴-(CH₂)_p -,
- (CH₂)_m-NR⁴-(CH₂)_n-NR⁴-(CH₂)_p -,
- (CH₂)_m-O-(CH₂)_n-S-(CH₂)_p -,
- (CH₂)_m-S-(CH₂)_n-S-(CH₂)_p -,
- 20 -(CH₂)_m-NR⁴-(CH₂)_n-S-(CH₂)_p -,
- (CH₂)_m-NR⁴-(CH₂)_n-O-(CH₂)_p -,
- (CH₂)_m-S-(CH₂)_n-O-(CH₂)_p -, and
- (CH₂)_m-S-(CH₂)_n-NR⁴-(CH₂)_p -,

25 wherein any methylene (CH₂) carbon atom in Y, other than in R⁴, can be substituted by one or two R³ substituents;

Z is

a 6-11 membered aromatic or nonaromatic mono- or polycyclic
 30 ring system having 0 to 6 heteroatoms selected from the group consisting of N, O, and S, and wherein the ring system is either unsubstituted or substituted with 0, 1, 2, 3 or 4 oxo or thio substituents, and either unsubstituted or substituted with one or more substituents independently selected from the group consisting of R¹⁰, R¹¹, R¹² and
 35 R¹³, provided that Z is not phenyl or pyridyl;

- R^1 and R^2 are each independently selected from the group consisting of
hydrogen, halogen, C₁₋₁₀ alkyl, C₃₋₈ cycloalkyl,
C₃₋₈ cycloheteroalkyl, C₃₋₈ cycloalkyl C₁₋₆ alkyl,
C₃₋₈ cycloheteroalkyl C₁₋₆ alkyl, aryl, aryl C₁₋₈ alkyl, amino,
5 amino C₁₋₈ alkyl, C₁₋₃ acylamino, C₁₋₃ acylamino C₁₋₈ alkyl,
(C₁₋₆ alkyl)_pamino, (C₁₋₆ alkyl)_pamino C₁₋₈ alkyl,
C₁₋₄ alkoxy, C₁₋₄ alkoxy C₁₋₆ alkyl, hydroxycarbonyl,
hydroxycarbonyl C₁₋₆ alkyl, C₁₋₃ alkoxycarbonyl,
C₁₋₃ alkoxycarbonyl C₁₋₆ alkyl, hydroxycarbonyl-
10 C₁₋₆ alkyloxy, hydroxy, hydroxy C₁₋₆ alkyl, C₁₋₆ alkyloxy-
C₁₋₆ alkyl, nitro, cyano, trifluoromethyl, trifluoromethoxy,
trifluoroethoxy, C₁₋₈ alkyl-S(O)_p, (C₁₋₈ alkyl)_paminocarbonyl,
C₁₋₈ alkyloxycarbonylamino, (C₁₋₈ alkyl)_paminocarbonyloxy,
(aryl C₁₋₈ alkyl)_pamino, (aryl)_pamino, aryl C₁₋₈
15 alkylsulfonylamino, and C₁₋₈ alkylsulfonylamino;
or two R^1 substituents, when on the same carbon atom, are taken
together with the carbon atom to which they are attached to
form a carbonyl group;
- 20 each R^3 is independently selected from the group consisting of
hydrogen,
aryl,
C₁₋₁₀ alkyl,
aryl-(CH₂)_r-O-(CH₂)_s-,
25 aryl-(CH₂)_rS(O)_p-(CH₂)_s-,
aryl-(CH₂)_r-C(O)-(CH₂)_s-,
aryl-(CH₂)_r-C(O)-N(R⁴)-(CH₂)_s-,
aryl-(CH₂)_r-N(R⁴)-C(O)-(CH₂)_s-,
aryl-(CH₂)_r-N(R⁴)-(CH₂)_s-,
30 halogen,
hydroxyl,
oxo,
trifluoromethyl,
C₁₋₈ alkylcarbonylamino,

aryl C₁₋₅ alkoxy,
 C₁₋₅ alkoxycarbonyl,
 (C₁₋₈ alkyl)_paminocarbonyl,
 C₁₋₆ alkylcarbonyloxy,
 5 C₃₋₈ cycloalkyl,
 (C₁₋₆ alkyl)_pamino,
 amino C₁₋₆ alkyl,
 arylaminocarbonyl,
 aryl C₁₋₅ alkylaminocarbonyl,
 10 aminocarbonyl,
 aminocarbonyl C₁₋₆ alkyl,
 hydroxycarbonyl,
 hydroxycarbonyl C₁₋₆ alkyl,
 HC≡C-(CH₂)_t-,
 15 C₁₋₆ alkyl-C≡C-(CH₂)_t-,
 C₃₋₇ cycloalkyl-C≡C-(CH₂)_t-,
 aryl-C≡C-(CH₂)_t-,
 C₁₋₆ alkylaryl-C≡C-(CH₂)_t-,
 CH₂=CH-(CH₂)_t-,
 20 C₁₋₆ alkyl-CH=CH-(CH₂)_t-,
 C₃₋₇ cycloalkyl-CH=CH-(CH₂)_t-,
 aryl-CH=CH-(CH₂)_t-,
 C₁₋₆ alkylaryl-CH=CH-(CH₂)_t-,
 C₁₋₆ alkyl-SO₂-(CH₂)_t-,
 25 C₁₋₆ alkylaryl-SO₂-(CH₂)_t-,
 C₁₋₆ alkoxy,
 aryl C₁₋₆ alkoxy,
 aryl C₁₋₆ alkyl,
 (C₁₋₆ alkyl)_pamino C₁₋₆ alkyl,
 30 (aryl)_pamino,
 (aryl)_pamino C₁₋₆ alkyl,
 (aryl C₁₋₆ alkyl)_pamino,
 (aryl C₁₋₆ alkyl)_pamino C₁₋₆ alkyl,
 arylcarbonyloxy,

- aryl C₁₋₆ alkylcarbonyloxy,
(C₁₋₆ alkyl)_paminocarbonyloxy,
C₁₋₈ alkylsulfonylamino,
arylsulfonylamino,
5 C₁₋₈ alkylsulfonylamino C₁₋₆ alkyl,
arylsulfonylamino C₁₋₆ alkyl,
aryl C₁₋₆ alkylsulfonylamino,
aryl C₁₋₆ alkylsulfonylamino C₁₋₆ alkyl,
C₁₋₈ alkoxycarbonylamino,
10 C₁₋₈ alkoxycarbonylamino C₁₋₈ alkyl,
aryloxycarbonylamino C₁₋₈ alkyl,
aryl C₁₋₈ alkoxycarbonylamino,
aryl C₁₋₈ alkoxycarbonylamino C₁₋₈ alkyl,
C₁₋₈ alkylcarbonylamino,
15 C₁₋₈ alkylcarbonylamino C₁₋₆ alkyl,
arylcarbonylamino C₁₋₆ alkyl,
aryl C₁₋₆ alkylcarbonylamino,
aryl C₁₋₆ alkylcarbonylamino C₁₋₆ alkyl,
aminocarbonylamino C₁₋₆ alkyl,
20 (C₁₋₈ alkyl)_paminocarbonylamino,
(C₁₋₈ alkyl)_paminocarbonylamino C₁₋₆ alkyl,
(aryl)_paminocarbonylamino C₁₋₆ alkyl,
(aryl C₁₋₈ alkyl)_paminocarbonylamino,
(aryl C₁₋₈ alkyl)_paminocarbonylamino C₁₋₆ alkyl,
25 aminosulfonylamino C₁₋₆ alkyl,
(C₁₋₈ alkyl)_paminosulfonylamino,
(C₁₋₈ alkyl)_paminosulfonylamino C₁₋₆ alkyl,
(aryl)_paminosulfonylamino C₁₋₆ alkyl,
(aryl C₁₋₈ alkyl)_paminosulfonylamino,
30 (aryl C₁₋₈ alkyl)_paminosulfonylamino C₁₋₆ alkyl,
C₁₋₆ alkylsulfonyl,
C₁₋₆ alkylsulfonyl C₁₋₆ alkyl,
arylsulfonyl C₁₋₆ alkyl,
aryl C₁₋₆ alkylsulfonyl,

- aryl C₁₋₆ alkylsulfonyl C₁₋₆ alkyl,
C₁₋₆ alkylcarbonyl,
C₁₋₆ alkylcarbonyl C₁₋₆ alkyl,
arylcarbonyl C₁₋₆ alkyl,
5 aryl C₁₋₆ alkylcarbonyl,
aryl C₁₋₆ alkylcarbonyl C₁₋₆ alkyl,
C₁₋₆ alkylthiocarbonylamino,
C₁₋₆ alkylthiocarbonylamino C₁₋₆ alkyl,
arylthiocarbonylamino C₁₋₆ alkyl,
10 aryl C₁₋₆ alkylthiocarbonylamino,
aryl C₁₋₆ alkylthiocarbonylamino C₁₋₆ alkyl,
(C₁₋₈ alkyl)_paminocarbonyl C₁₋₆ alkyl,
(aryl)_paminocarbonyl C₁₋₆ alkyl,
(aryl C₁₋₈ alkyl)_paminocarbonyl, and
15 (aryl C₁₋₈ alkyl)_paminocarbonyl C₁₋₆ alkyl;
or two R³ substituents, when on the same carbon atom are taken
together with the carbon atom to which they are attached to
form a carbonyl group or a cyclopropyl group,
wherein any of the alkyl groups of R³ are either unsubstituted or
20 substituted with one to three R¹ substituents, and provided that each R³
is selected such that in the resultant compound the carbon atom or
atoms to which R³ is attached is itself attached to no more than one
heteroatom;
- 25 each R⁴ is independently selected from the group consisting of
hydrogen,
aryl,
aminocarbonyl,
C₃₋₈ cycloalkyl,
30 amino C₁₋₆ alkyl,
(aryl)_paminocarbonyl,
(aryl C₁₋₅ alkyl)_paminocarbonyl,
hydroxycarbonyl C₁₋₆ alkyl,
C₁₋₈ alkyl,

- aryl C₁₋₆ alkyl,
 (C₁₋₆ alkyl)_pamino C₂₋₆ alkyl,
 (aryl C₁₋₆ alkyl)_pamino C₂₋₆ alkyl,
 C₁₋₈ alkylsulfonyl,
 5 C₁₋₈ alkoxycarbonyl,
 aryloxycarbonyl,
 aryl C₁₋₈ alkoxycarbonyl,
 C₁₋₈ alkylcarbonyl,
 arylcarbonyl,
 10 aryl C₁₋₆ alkylcarbonyl,
 (C₁₋₈ alkyl)_paminocarbonyl,
 aminosulfonyl,
 C₁₋₈ alkylaminosulfonyl,
 (aryl)_paminosulfonyl,
 15 (aryl C₁₋₈ alkyl)_paminosulfonyl,
 arylsulfonyl,
 arylC₁₋₆ alkylsulfonyl,
 C₁₋₆ alkylthiocarbonyl,
 arylthiocarbonyl, and
 20 aryl C₁₋₆ alkylthiocarbonyl,
- wherein any of the alkyl groups of R⁴ are either unsubstituted or substituted with one to three R¹ substituents;

- R⁵ and R⁶ are each independently selected from the group consisting of
- 25 hydrogen,
 C₁₋₁₀ alkyl,
 aryl,
 aryl-(CH₂)_r-O-(CH₂)_s-,
 aryl-(CH₂)_rS(O)_p-(CH₂)_s-,
 30 aryl-(CH₂)_r-C(O)-(CH₂)_s-,
 aryl-(CH₂)_r-C(O)-N(R⁴)-(CH₂)_s-,
 aryl-(CH₂)_r-N(R⁴)-C(O)-(CH₂)_s-,
 aryl-(CH₂)_r-N(R⁴)-(CH₂)_s-,
 halogen,

- hydroxyl,
 C₁₋₈ alkylcarbonylamino,
 aryl C₁₋₅ alkoxy,
 C₁₋₅ alkoxycarbonyl,
 5 (C₁₋₈ alkyl)_paminocarbonyl,
 C₁₋₆ alkylcarbonyloxy,
 C₃₋₈ cycloalkyl,
 (C₁₋₆ alkyl)_pamino,
 amino C₁₋₆ alkyl,
 10 arylaminocarbonyl,
 aryl C₁₋₅ alkylaminocarbonyl,
 aminocarbonyl,
 aminocarbonyl C₁₋₆ alkyl,
 hydroxycarbonyl,
 15 hydroxycarbonyl C₁₋₆ alkyl,
 $\text{HC}\equiv\text{C}-(\text{CH}_2)_t-$,
 $\text{C}_{1-6}\text{ alkyl}-\text{C}\equiv\text{C}-(\text{CH}_2)_t-$,
 $\text{C}_{3-7}\text{ cycloalkyl}-\text{C}\equiv\text{C}-(\text{CH}_2)_t-$,
 $\text{aryl}-\text{C}\equiv\text{C}-(\text{CH}_2)_t-$,
 20 $\text{C}_{1-6}\text{ alkylaryl}-\text{C}\equiv\text{C}-(\text{CH}_2)_t-$,
 $\text{CH}_2=\text{CH}-(\text{CH}_2)_t-$,
 $\text{C}_{1-6}\text{ alkyl}-\text{CH}=\text{CH}-(\text{CH}_2)_t-$,
 $\text{C}_{3-7}\text{ cycloalkyl}-\text{CH}=\text{CH}-(\text{CH}_2)_t-$,
 $\text{aryl}-\text{CH}=\text{CH}-(\text{CH}_2)_t-$,
 25 $\text{C}_{1-6}\text{ alkylaryl}-\text{CH}=\text{CH}-(\text{CH}_2)_t-$,
 $\text{C}_{1-6}\text{ alkyl}-\text{SO}_2-(\text{CH}_2)_t-$,
 $\text{C}_{1-6}\text{ alkylaryl}-\text{SO}_2-(\text{CH}_2)_t-$,
 C₁₋₆ alkoxy,
 aryl C₁₋₆ alkoxy,
 30 aryl C₁₋₆ alkyl,
 (C₁₋₆ alkyl)_pamino C₁₋₆ alkyl,
 (aryl)_pamino,
 (aryl)_pamino C₁₋₆ alkyl,
 (aryl C₁₋₆ alkyl)_pamino,
 35 (aryl C₁₋₆ alkyl)_pamino C₁₋₆ alkyl,

arylcarbonyloxy,
aryl C₁₋₆ alkylcarbonyloxy,
(C₁₋₆ alkyl)paminocarbonyloxy,
C₁₋₈ alkylsulfonylamino,
5 arylsulfonylamino,
C₁₋₈ alkylsulfonylamino C₁₋₆ alkyl,
arylsulfonylamino C₁₋₆ alkyl,
aryl C₁₋₆ alkylsulfonylamino,
aryl C₁₋₆ alkylsulfonylamino C₁₋₆ alkyl,
10 C₁₋₈ alkoxycarbonylamino,
C₁₋₈ alkoxycarbonylamino C₁₋₈ alkyl,
aryloxycarbonylamino C₁₋₈ alkyl,
aryl C₁₋₈-alkoxycarbonylamino,
aryl C₁₋₈ alkoxycarbonylamino C₁₋₈ alkyl,
15 C₁₋₈ alkylcarbonylamino,
C₁₋₈ alkylcarbonylamino C₁₋₆ alkyl,
arylcarbonylamino C₁₋₆ alkyl,
aryl C₁₋₆ alkylcarbonylamino,
aryl C₁₋₆ alkylcarbonylamino C₁₋₆ alkyl,
20 aminocarbonylamino C₁₋₆ alkyl,
(C₁₋₈ alkyl)paminocarbonylamino,
(C₁₋₈ alkyl)paminocarbonylamino C₁₋₆ alkyl,
(aryl)paminocarbonylamino C₁₋₆ alkyl,
(aryl C₁₋₈ alkyl)paminocarbonylamino,
25 (aryl C₁₋₈ alkyl)paminocarbonylamino C₁₋₆ alkyl,
aminosulfonylamino C₁₋₆ alkyl,
(C₁₋₈ alkyl)paminosulfonylamino,
(C₁₋₈ alkyl)paminosulfonylamino C₁₋₆ alkyl,
(aryl)paminosulfonylamino C₁₋₆ alkyl,
30 (aryl C₁₋₈ alkyl)paminosulfonylamino,
(aryl C₁₋₈ alkyl)paminosulfonylamino C₁₋₆ alkyl,
C₁₋₆ alkylsulfonyl,
C₁₋₆ alkylsulfonyl C₁₋₆ alkyl,
arylsulfonyl C₁₋₆ alkyl,
35 aryl C₁₋₆ alkylsulfonyl,

- aryl C₁₋₆ alkylsulfonyl C₁₋₆ alkyl,
 C₁₋₆ alkylcarbonyl,
 C₁₋₆ alkylcarbonyl C₁₋₆ alkyl,
 arylcarbonyl C₁₋₆ alkyl,
 5 aryl C₁₋₆ alkylcarbonyl,
 aryl C₁₋₆ alkylcarbonyl C₁₋₆ alkyl,
 C₁₋₆ alkylthiocarbonylamino,
 C₁₋₆ alkylthiocarbonylamino C₁₋₆ alkyl,
 arylthiocarbonylamino C₁₋₆ alkyl,
 10 aryl C₁₋₆ alkylthiocarbonylamino,
 aryl C₁₋₆ alkylthiocarbonylamino C₁₋₆ alkyl,
 (C₁₋₈ alkyl)_paminocarbonyl C₁₋₆ alkyl,
 (aryl)_paminocarbonyl C₁₋₆ alkyl,
 (aryl C₁₋₈ alkyl)_paminocarbonyl,
 15 and (aryl C₁₋₈ alkyl)_paminocarbonyl C₁₋₆ alkyl;

or R⁵ and R⁶ are taken together with the carbon atom to which
 they are attached to form a carbonyl group,
 wherein any of the alkyl groups of R⁵ or R⁶ are either unsubstituted or
 substituted with one to three R¹ substituents, and provided that each R⁵
 20 and R⁶ are selected such that in the resultant compound the carbon
 atom to which R⁵ and R⁶ are attached is itself attached to no more than
 one heteroatom;

- R⁷ and R⁸ are each independently selected from the group consisting of
 25 hydrogen,
 C₁₋₁₀ alkyl,
 aryl,
 aryl-(CH₂)_r-O-(CH₂)_s-,
 aryl-(CH₂)_rS(O)_p-(CH₂)_s-,
 30 aryl-(CH₂)_r-C(O)-(CH₂)_s-,
 aryl-(CH₂)_r-C(O)-N(R⁴)-(CH₂)_s-,
 aryl-(CH₂)_r-N(R⁴)-C(O)-(CH₂)_s-,
 aryl-(CH₂)_r-N(R⁴)-(CH₂)_s-,
 halogen,

hydroxyl,
 C₁₋₈ alkylcarbonylamino,
 aryl C₁₋₅ alkoxy,
 C₁₋₅ alkoxycarbonyl,
 5 (C₁₋₈ alkyl)_paminocarbonyl,
 C₁₋₆ alkylcarbonyloxy,
 C₃₋₈ cycloalkyl,
 (C₁₋₆ alkyl)_pamino,
 amino C₁₋₆ alkyl,
 10 arylaminocarbonyl,
 aryl C₁₋₅ alkylaminocarbonyl,
 aminocarbonyl,
 aminocarbonyl C₁₋₆ alkyl,
 hydroxycarbonyl,
 15 hydroxycarbonyl C₁₋₆ alkyl,
 HC≡C-(CH₂)_t-,
 C₁₋₆ alkyl-C≡C-(CH₂)_t-,
 C₃₋₇ cycloalkyl-C≡C-(CH₂)_t-,
 aryl-C≡C-(CH₂)_t-,
 20 C₁₋₆ alkylaryl-C≡C-(CH₂)_t-,
 CH₂=CH-(CH₂)_t-,
 C₁₋₆ alkyl-CH=CH-(CH₂)_t-,
 C₃₋₇ cycloalkyl-CH=CH-(CH₂)_t-,
 aryl-CH=CH-(CH₂)_t-,
 25 C₁₋₆ alkylaryl-CH=CH-(CH₂)_t-,
 C₁₋₆ alkyl-SO₂-(CH₂)_t-,
 C₁₋₆ alkylaryl-SO₂-(CH₂)_t-,
 C₁₋₆ alkoxy,
 aryl C₁₋₆ alkoxy,
 30 aryl C₁₋₆ alkyl,
 (C₁₋₆ alkyl)_pamino C₁₋₆ alkyl,
 (aryl)_pamino,
 (aryl)_pamino C₁₋₆ alkyl,
 (aryl C₁₋₆ alkyl)_pamino,
 35 (aryl C₁₋₆ alkyl)_pamino C₁₋₆ alkyl,

arylcarbonyloxy,
aryl C₁₋₆ alkylcarbonyloxy,
(C₁₋₆ alkyl)paminocarbonyloxy,
C₁₋₈ alkylsulfonylamino,
5 arylcarbonylamino,
arylsulfonylamino,
C₁₋₈ alkylsulfonylamino C₁₋₆ alkyl,
arylsulfonylamino C₁₋₆ alkyl,
aryl C₁₋₆ alkylsulfonylamino,
10 aryl C₁₋₆ alkylsulfonylamino C₁₋₆ alkyl,
C₁₋₈ alkoxycarbonylamino,
C₁₋₈ alkoxycarbonylamino C₁₋₈ alkyl,
aryloxycarbonylamino C₁₋₈ alkyl,
aryl C₁₋₈ alkoxycarbonylamino,
15 aryl C₁₋₈ alkoxycarbonylamino C₁₋₈ alkyl,
C₁₋₈ alkylcarbonylamino C₁₋₆ alkyl,
arylcarbonylamino C₁₋₆ alkyl,
aryl C₁₋₆ alkylcarbonylamino,
aryl C₁₋₆ alkylcarbonylamino C₁₋₆ alkyl,
20 aminocarbonylamino C₁₋₆ alkyl,
arylaminocarbonylamino,
(C₁₋₈ alkyl)paminocarbonylamino,
(C₁₋₈ alkyl)paminocarbonylamino C₁₋₆ alkyl,
(aryl)paminocarbonylamino C₁₋₆ alkyl,
25 (aryl C₁₋₈ alkyl)paminocarbonylamino,
(aryl C₁₋₈ alkyl)paminocarbonylamino C₁₋₆ alkyl,
aminosulfonylamino C₁₋₆ alkyl,
(C₁₋₈ alkyl)paminosulfonylamino,
(C₁₋₈ alkyl)paminosulfonylamino C₁₋₆ alkyl,
30 (aryl)paminosulfonylamino C₁₋₆ alkyl,
(aryl C₁₋₈ alkyl)paminosulfonylamino,
(aryl C₁₋₈ alkyl)paminosulfonylamino C₁₋₆ alkyl,
C₁₋₆ alkylsulfonyl,
C₁₋₆ alkylsulfonyl C₁₋₆ alkyl,
35 arylsulfonyl C₁₋₆ alkyl,

aryl C₁₋₆ alkylsulfonyl,
 aryl C₁₋₆ alkylsulfonyl C₁₋₆ alkyl,
 C₁₋₆ alkylcarbonyl,
 C₁₋₆ alkylcarbonyl C₁₋₆ alkyl,
 5 arylcarbonyl C₁₋₆ alkyl,
 aryl C₁₋₆ alkylcarbonyl,
 aryl C₁₋₆ alkylcarbonyl C₁₋₆ alkyl,
 C₁₋₆ alkylthiocarbonylamino,
 C₁₋₆ alkylthiocarbonylamino C₁₋₆ alkyl,
 10 arylthiocarbonylamino C₁₋₆ alkyl,
 aryl C₁₋₆ alkylthiocarbonylamino,
 aryl C₁₋₆ alkylthiocarbonylamino C₁₋₆ alkyl,
 (C₁₋₈ alkyl)_paminocarbonyl C₁₋₆ alkyl,
 (aryl)_paminocarbonyl C₁₋₆ alkyl,
 15 (aryl C₁₋₈ alkyl)_paminocarbonyl,
 (aryl C₁₋₈ alkyl)_paminocarbonyl C₁₋₆ alkyl, and
 C₇₋₂₀ polycyclyl C₀₋₈ alkylsulfonylamino;

wherein any of the alkyl groups of R⁷ and R⁸ are either unsubstituted or
 substituted with one to three R¹ substituents, and provided that each
 20 R⁷ and R⁸ are selected such that in the resultant compound the carbon
 atom to which R⁷ and R⁸ are attached is itself attached to no more than
 one heteroatom;

R⁹ is selected from the group consisting of
 25 hydrogen,
 C₁₋₈ alkyl,
 aryl,
 aryl C₁₋₈ alkyl,
 C₁₋₈ alkylcarbonyloxy C₁₋₄ alkyl,
 30 aryl C₁₋₈ alkylcarbonyloxy C₁₋₄ alkyl,
 C₁₋₈ alkylaminocarbonylmethylene, and
 C₁₋₈ dialkylaminocarbonylmethylene;

R¹⁰, R¹¹, R¹², and R¹³ are each independently selected from the group consisting of

- hydrogen,
- C₁₋₈ alkyl,
- 5 aryl,
- halogen,
- hydroxyl,
- oxo,
- aminocarbonyl,
- 10 C₃₋₈ cycloalkyl,
- amino C₁₋₆ alkyl,
- (aryl)_paminocarbonyl,
- hydroxycarbonyl,
- (aryl C₁₋₅ alkyl)_paminocarbonyl,
- 15 hydroxycarbonyl C₁₋₆ alkyl,
- aryl C₁₋₆ alkyl,
- (C₁₋₆ alkyl)_pamino C₁₋₆ alkyl,
- (aryl C₁₋₆ alkyl)_pamino C₂₋₆ alkyl,
- C₁₋₈ alkylsulfonyl,
- 20 C₁₋₈ alkoxycarbonyl,
- aryloxy carbonyl,
- aryl C₁₋₈ alkoxycarbonyl,
- C₁₋₈ alkylcarbonyl,
- arylcarbonyl,
- 25 aryl C₁₋₆ alkylcarbonyl,
- (C₁₋₈ alkyl)_paminocarbonyl,
- aminosulfonyl,
- C₁₋₈ alkylaminosulfonyl,
- (aryl)_paminosulfonyl,
- 30 (aryl C₁₋₈ alkyl)_paminosulfonyl,
- C₁₋₆ alkylsulfonyl,
- arylsulfonyl,
- aryl C₁₋₆ alkylsulfonyl,
- aryl C₁₋₆ alkylcarbonyl,

- C₁₋₆ alkylthiocarbonyl,
 arylthiocarbonyl,
 aryl C₁₋₆ alkylthiocarbonyl,
 aryl-(CH₂)_r-O-(CH₂)_s-,
 5 aryl-(CH₂)_rS(O)_p-(CH₂)_s-,
 aryl-(CH₂)_r-C(O)-(CH₂)_s-,
 aryl-(CH₂)_r-C(O)-N(R⁴)-(CH₂)_s-,
 aryl-(CH₂)_r-N(R⁴)-C(O)-(CH₂)_s-,
 aryl-(CH₂)_r-N(R⁴)-(CH₂)_s-,
 10 HC≡C-(CH₂)_t-,
 C₁₋₆ alkyl-C≡C-(CH₂)_t-,
 C₃₋₇ cycloalkyl-C≡C-(CH₂)_t-,
 aryl-C≡C-(CH₂)_t-,
 C₁₋₆ alkylaryl-C≡C-(CH₂)_t-,
 15 CH₂=CH-(CH₂)_t-,
 C₁₋₆ alkyl-CH=CH-(CH₂)_t-,
 C₃₋₇ cycloalkyl-CH=CH-(CH₂)_t-,
 aryl-CH=CH-(CH₂)_t-,
 C₁₋₆ alkylaryl-CH=CH-(CH₂)_t-,
 20 C₁₋₆ alkyl-SO₂-(CH₂)_t-,
 C₁₋₆ alkylaryl-SO₂-(CH₂)_t-,
 C₁₋₈ alkylcarbonylamino,
 aryl C₁₋₅ alkoxy,
 C₁₋₅ alkoxycarbonyl,
 25 (C₁₋₈ alkyl)_paminocarbonyl,
 C₁₋₆ alkylcarbonyloxy,
 (C₁₋₆ alkyl)_pamino,
 aminocarbonyl C₁₋₆ alkyl,
 C₁₋₆ alkoxy,
 30 aryl C₁₋₆ alkoxy,
 (aryl)_pamino,
 (aryl)_pamino C₁₋₆ alkyl,
 (aryl C₁₋₆ alkyl)_pamino,
 (aryl C₁₋₆ alkyl)_pamino C₁₋₆ alkyl,

arylcarbonyloxy,
aryl C₁₋₆ alkylcarbonyloxy,
(C₁₋₆ alkyl)_paminocarbonyloxy,
C₁₋₈ alkylsulfonylamino,
5 arylsulfonylamino,
C₁₋₈ alkylsulfonylamino C₁₋₆ alkyl,
arylsulfonylamino C₁₋₆ alkyl,
aryl C₁₋₆ alkylsulfonylamino,
aryl C₁₋₆ alkylsulfonylamino C₁₋₆ alkyl,
10 C₁₋₈ alkoxycarbonylamino,
C₁₋₈ alkoxycarbonylamino C₁₋₈ alkyl,
aryloxycarbonylamino C₁₋₈ alkyl,
aryl C₁₋₈-alkoxycarbonylamino,
aryl C₁₋₈ alkoxycarbonylamino C₁₋₈ alkyl,
15 C₁₋₈ alkylcarbonylamino,
C₁₋₈ alkylcarbonylamino C₁₋₆ alkyl,
arylcarbonylamino C₁₋₆ alkyl,
aryl C₁₋₆ alkylcarbonylamino,
aryl C₁₋₆ alkylcarbonylamino C₁₋₆ alkyl,
20 aminocarbonylamino C₁₋₆ alkyl,
(C₁₋₈ alkyl)_paminocarbonylamino,
(C₁₋₈ alkyl)_paminocarbonylamino C₁₋₆ alkyl,
(aryl)_paminocarbonylamino C₁₋₆ alkyl,
(aryl C₁₋₈ alkyl)_paminocarbonylamino,
25 (aryl C₁₋₈ alkyl)_paminocarbonylamino C₁₋₆ alkyl,
aminosulfonylamino C₁₋₆ alkyl,
(C₁₋₈ alkyl)_paminosulfonylamino,
(C₁₋₈ alkyl)_paminosulfonylamino C₁₋₆ alkyl,
(aryl)_paminosulfonylamino C₁₋₆ alkyl,
30 (aryl C₁₋₈ alkyl)_paminosulfonylamino,
(aryl C₁₋₈ alkyl)_paminosulfonylamino C₁₋₆ alkyl,
C₁₋₆ alkylsulfonyl,
C₁₋₆ alkylsulfonyl C₁₋₆ alkyl,
arylsulfonyl C₁₋₆ alkyl,
35 aryl C₁₋₆ alkylsulfonyl,

aryl C₁₋₆ alkylsulfonyl C₁₋₆ alkyl,
 C₁₋₆ alkylcarbonyl,
 C₁₋₆ alkylcarbonyl C₁₋₆ alkyl,
 arylcarbonyl C₁₋₆ alkyl,
 5 aryl C₁₋₆ alkylcarbonyl,
 aryl C₁₋₆ alkylcarbonyl C₁₋₆ alkyl,
 C₁₋₆ alkylthiocarbonylamino,
 C₁₋₆ alkylthiocarbonylamino C₁₋₆ alkyl,
 arylthiocarbonylamino C₁₋₆ alkyl,
 10 aryl C₁₋₆ alkylthiocarbonylamino,
 aryl C₁₋₆ alkylthiocarbonylamino C₁₋₆ alkyl,
 (C₁₋₈ alkyl)_paminocarbonyl C₁₋₆ alkyl,
 (aryl)_paminocarbonyl C₁₋₆ alkyl,
 (aryl C₁₋₈ alkyl)_paminocarbonyl, and
 15 (aryl C₁₋₈ alkyl)_paminocarbonyl C₁₋₆ alkyl;
 wherein any of the alkyl groups of R¹⁰, R¹¹, R¹², and R¹³ are either
 unsubstituted or substituted with one to three R¹ substituents;

wherein
 20 each m is independently an integer from 0 to 6;
 each n is independently an integer from 0 to 6;
 each p is independently an integer from 0 to 2;
 each r is independently an integer from 1 to 3;
 each s is independently an integer from 0 to 3;
 25 each t is an integer from 0 to 3; and
 v is independently an integer from 0 to 6;

and the pharmaceutically acceptable salts thereof.

30 2. The compound of Claim 1 wherein

W is

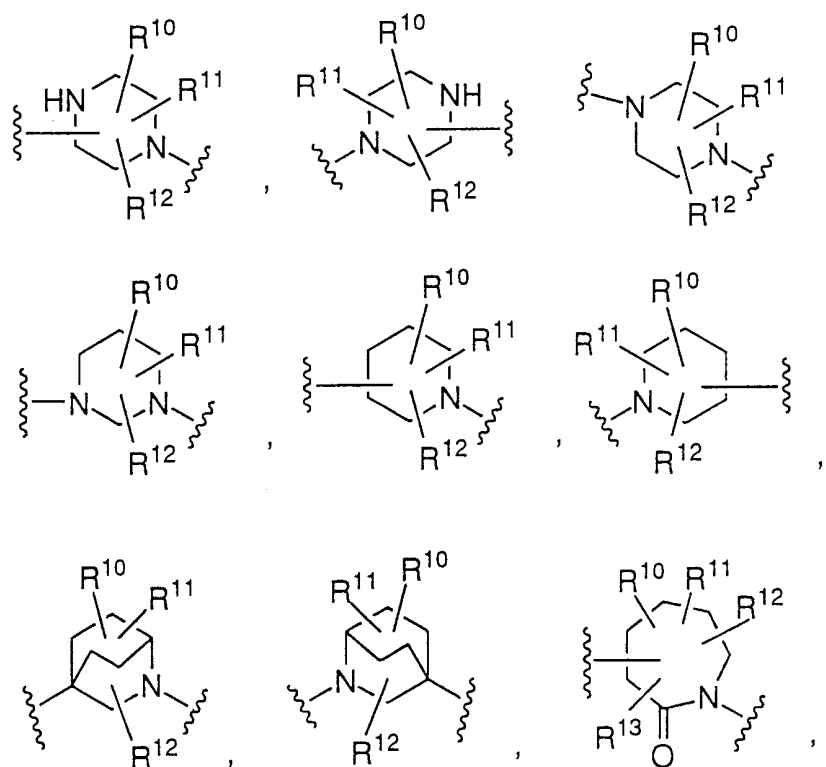
a 6-membered monocyclic aromatic ring system having 1 or 2
 nitrogen atoms wherein each ring carbon atom is unsubstituted
 or substituted with one R¹ substituent, or

a 9- to 14-membered polycyclic ring system, wherein one or more of the rings is aromatic, and wherein the polycyclic ring system has 0, 1, 2, 3 or 4 heteroatoms selected from the group consisting of N, O, and S, and wherein the ring nitrogen atoms are
 5 unsubstituted or substituted with one R^1 substituent and the ring carbon atoms are unsubstituted or substituted with one or two R^1 substituents;

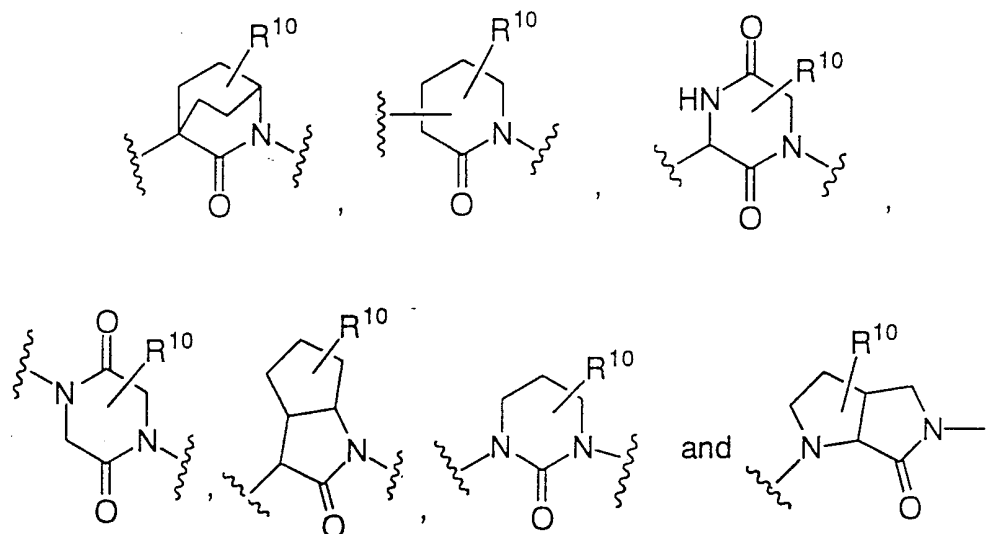
X is

10 $-(CH_2)_v-$, wherein any methylene (CH_2) carbon atom is either unsubstituted or substituted with one or two R^1 substituents; and

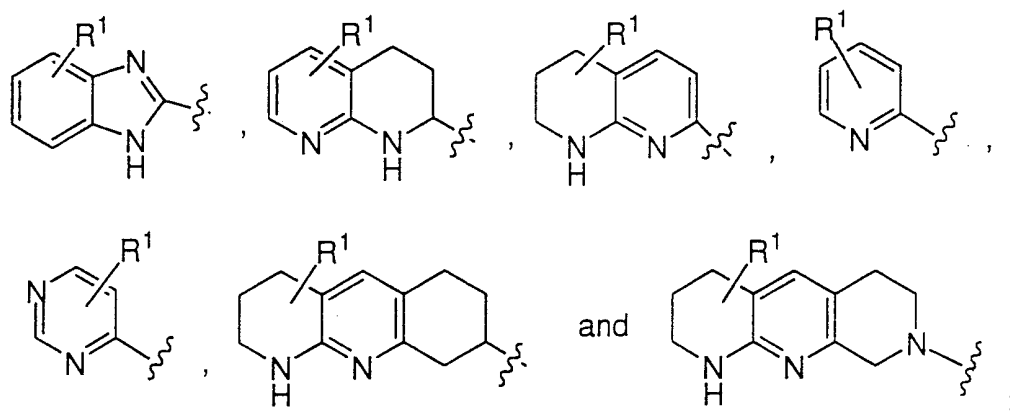
Z is selected from the group consisting of



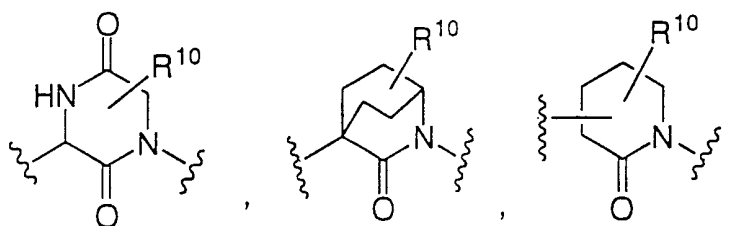
15.

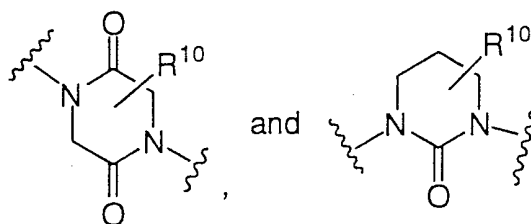


3. The compound of Claim 2 wherein W is selected from
 5 the group consisting of

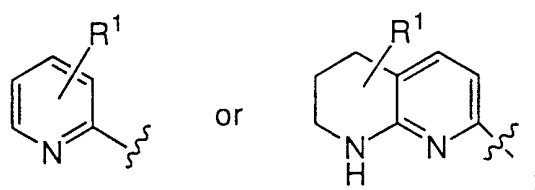


10 and Z is selected from the group consisting of





4. The compound of Claim 3 wherein W is



5 X is $-(CH_2)_v-$, wherein any methylene (CH_2) carbon atom is either unsubstituted or substituted with one or two R^1 substituents;

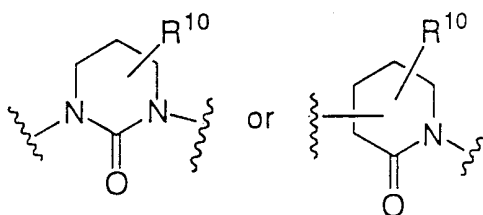
Y is selected from the group consisting of

- 10 $-(CH_2)_m-$,
 $-(CH_2)_m-O-(CH_2)_n-$,
 $-(CH_2)_m-NR^4-(CH_2)_n-$,
 $-(CH_2)_m-S-(CH_2)_n-$,
 $-(CH_2)_m-SO-(CH_2)_n-$,
15 $-(CH_2)_m-SO_2-(CH_2)_n-$,
 $-(CH_2)_m-O-(CH_2)_n-O-(CH_2)_p-$,
 $-(CH_2)_m-O-(CH_2)_n-NR^4-(CH_2)_p-$,
 $-(CH_2)_m-NR^4-(CH_2)_n-NR^4-(CH_2)_p-$, and
 $-(CH_2)_m-NR^4-(CH_2)_n-O-(CH_2)_p-$;

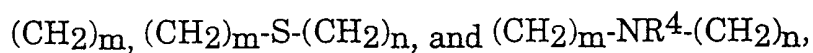
20 wherein any methylene (CH_2) carbon atom in Y, other than in R^4 , can be substituted by one or two R^3 substituents; and

25

Z is



- 5 5. The compound of Claim 4 wherein Y is selected from the group consisting of



- 10 wherein any methylene (CH_2) carbon atom in Y, other than in R^4 , can be substituted by one or two R^3 substituents;
 m and n are integers from 0-3;
 and v is 0.

- 15 6. The compound of Claim 5 wherein each R^3 is independently selected from the group consisting of

- hydrogen,
 fluoro,
 trifluoromethyl,
 20 aryl,
 C_{1-8} alkyl,
 aryl C_{1-6} alkyl
 hydroxyl,
 oxo,
 25 arylaminocarbonyl,
 aryl C_{1-5} alkylaminocarbonyl,
 aminocarbonyl, and
 aminocarbonyl C_{1-6} alkyl;

- 30 and each R^4 is independently selected from the group consisting of
 hydrogen,

aryl,
C₃₋₈ cycloalkyl,
C₁₋₈ alkyl,
C₁₋₈ alkylcarbonyl,
5 arylcarbonyl,
C₁₋₆ alkylsulfonyl,
arylsulfonyl,
arylC₁₋₆alkylsulfonyl,
arylC₁₋₆alkylcarbonyl,
10 C₁₋₈alkylaminocarbonyl,
arylC₁₋₅alkylaminocarbonyl,
arylC₁₋₈alkoxycarbonyl, and
C₁₋₈alkoxycarbonyl.

15 7. The compound of Claim 6 wherein R⁶, R⁷, and R⁸ are
each hydrogen and R⁵ is selected from the group consisting of

hydrogen,
aryl,
C₁₋₈ alkyl,
20 aryl-C≡C-(CH₂)_t-,
aryl C₁₋₆ alkyl,
CH₂=CH-(CH₂)_t-, and
HC≡C-(CH₂)_t-.

25 8. The compound of Claim 7 wherein R⁹ is selected from
the group consisting of hydrogen, methyl, and ethyl.

9. The compound of Claim 8 wherein R⁹ is hydrogen.

30 10. The compound of Claim 6 wherein R⁵, R⁶, and R⁸ are
each hydrogen and R⁷ is selected from the group consisting of

hydrogen,
aryl,
C₁₋₈ alkylcarbonylamino,
35 C₁₋₈ alkylsulfonylamino,

arylcarbonylamino,
arylsulfonylamino,
C1-8 alkylsulfonylamino C1-6 alkyl,
arylsulfonylamino C1-6 alkyl,
5 aryl C1-6 alkylsulfonylamino,
aryl C1-6 alkylsulfonylamino C1-6 alkyl,
C1-8 alkoxycarbonylamino,
C1-8 alkoxycarbonylamino C1-8 alkyl,
aryloxycarbonylamino C1-8 alkyl,
10 aryl C1-8 alkoxycarbonylamino,
aryl C1-8 alkoxycarbonylamino C1-8 alkyl,
C1-8 alkylcarbonylamino C1-6 alkyl,
arylcarbonylamino C1-6 alkyl,
aryl C1-6 alkylcarbonylamino,
15 aryl C1-6 alkylcarbonylamino C1-6 alkyl,
aminocarbonylamino C1-6 alkyl,
(C1-8 alkyl)paminocarbonylamino,
(C1-8 alkyl)paminocarbonylamino C1-6 alkyl,
(aryl)paminocarbonylamino C1-6 alkyl,
20 arylaminocarbonylamino,
(aryl C1-8 alkyl)paminocarbonylamino,
(aryl C1-8 alkyl)paminocarbonylamino C1-6 alkyl,
aminosulfonylamino C1-6 alkyl,
(C1-8 alkyl)paminosulfonylamino,
25 (C1-8 alkyl)paminosulfonylamino C1-6 alkyl,
(aryl)paminosulfonylamino C1-6 alkyl,
(aryl C1-8 alkyl)paminosulfonylamino,
(aryl C1-8 alkyl)paminosulfonylamino C1-6 alkyl,
C1-6 alkylthiocarbonylamino,
30 C1-6 alkylthiocarbonylamino C1-6 alkyl,
arylthiocarbonylamino C1-6 alkyl,
aryl C1-6 alkylthiocarbonylamino, and
aryl C1-6 alkylthiocarbonylamino C1-6 alkyl.

11. The compound of Claim 10 wherein R⁷ is selected from the group consisting of
- hydrogen,
 - aryl,
 - 5 C₁₋₈ alkylcarbonylamino,
 - aryl C₁₋₆ alkylcarbonylamino,
 - arylcarbonylamino,
 - C₁₋₈ alkylsulfonylamino,
 - aryl C₁₋₆ alkylsulfonylamino,
 - 10 arylsulfonylamino,
 - C₁₋₈ alkoxy carbonylamino,
 - aryl C₁₋₈ alkoxy carbonylamino,
 - arylamino carbonylamino,
 - (C₁₋₈ alkyl)paminocarbonylamino,
 - 15 (aryl C₁₋₈ alkyl)paminocarbonylamino,
 - (C₁₋₈ alkyl)paminosulfonylamino, and
 - (aryl C₁₋₈ alkyl)paminosulfonylamino.

12. The compound of Claim 11 wherein R⁹ is selected from the group consisting of hydrogen, methyl, and ethyl.

13. The compound of Claim 12 wherein R⁹ is hydrogen.

14. The compound of Claim 6 selected from the group consisting of:

ethyl 3(S)-(2,3-dihydro-benzofuran-6-yl)-3-{2-oxo-3-[3-(5,6,7,8-tetrahydro-[1,8]naphthyridin-2-yl)-propyl]-tetrahydro-pyrimidin-1-yl}-propionate;

ethyl 3(S)-(3-fluorophenyl)-3-(2-oxo-3(S or R)-[3-(5,6,7,8-tetrahydro-[1,8]naphthyridin-2-yl)-propyl]-piperidin-1-yl)-propionate;

ethyl 3(S)-(3-fluorophenyl)-3-(2-oxo-3(R or S)-[3-(5,6,7,8-tetrahydro-
[1,8]naphthyridin-2-yl)-propyl]-piperidin-1-yl)-propionate;

5 3(S)-(2,3-dihydro-benzofuran-6-yl)-3-(2-oxo-3-[3-(5,6,7,8-tetrahydro-
[1,8]naphthyridin-2-yl)-propyl]-tetrahydro-pyrimidin-1-yl)-propionic
acid;

10 3(S)-(3-fluorophenyl)-3-(2-oxo-3(S or R)-[3-(5,6,7,8-tetrahydro-
[1,8]naphthyridin-2-yl)-propyl]-piperidin-1-yl)-propionic acid;

3(S)-(3-fluorophenyl)-3-(2-oxo-3(R or S)-[3-(5,6,7,8-tetrahydro-
[1,8]naphthyridin-2-yl)-propyl]-piperidin-1-yl)-propionic acid;

and the pharmaceutically acceptable salts thereof.

15

15. The compound of Claim 14 selected from the group
consisting of:

20 3(S)-(2,3-dihydro-benzofuran-6-yl)-3-(2-oxo-3-[3-(5,6,7,8-tetrahydro-
[1,8]naphthyridin-2-yl)-propyl]-tetrahydro-pyrimidin-1-yl)-propionic
acid;

25 3(S)-(3-fluorophenyl)-3-(2-oxo-3(R or S)-[3-(5,6,7,8-tetrahydro-
[1,8]naphthyridin-2-yl)-propyl]-piperidin-1-yl)-propionic acid;

3(S)-(3-fluorophenyl)-3-(2-oxo-3(S or R)-[3-(5,6,7,8-tetrahydro-
[1,8]naphthyridin-2-yl)-propyl]-piperidin-1-yl)-propionic acid;

and the pharmaceutically acceptable salts thereof.

30

16. A pharmaceutical composition comprising a
compound according to Claim 1 and a pharmaceutically acceptable
carrier.

17. A pharmaceutical composition made by combining a compound according to Claim 1 and a pharmaceutically acceptable carrier.

5 18. A process for making a pharmaceutical composition comprising combining a compound according to Claim 1 and a pharmaceutically acceptable carrier.

10 19. A composition of Claim 16 which further comprises an active ingredient selected from the group consisting of

- a) an organic bisphosphonate or a pharmaceutically acceptable salt or ester thereof,
- b) an estrogen receptor modulator,
- c) a cytotoxic/antiproliferative agent,
- 15 d) a matrix metalloproteinase inhibitor,
- e) an inhibitor of epidermal-derived, fibroblast-derived, or platelet-derived growth factors,
- f) an inhibitor of VEGF,
- g) an inhibitor of Flk-1/KDR, Flt-1, Tck/Tie-2, or Tie-1,
- 20 h) a cathepsin K inhibitor, and
- i) a prenylation inhibitor, such as a farnesyl transferase inhibitor or a geranylgeranyl transferase inhibitor or a dual farnesyl/geranylgeranyl transferase inhibitor; and mixtures thereof.

25 20. The composition of Claim 19 wherein said active ingredient is selected from the group consisting of

- a) an organic bisphosphonate or a pharmaceutically acceptable salt or ester thereof,
- 30 b) an estrogen receptor modulator, and
- c) a cathepsin K inhibitor; and mixtures thereof.

21. The composition of Claim 20 wherein said organic bisphosphonate or pharmaceutically acceptable salt or ester thereof is alendronate monosodium trihydrate.

5 22. The composition of Claim 19 wherein said active ingredient is selected from the group consisting of

- a) a cytotoxic/antiproliferative agent,
- b) a matrix metalloproteinase inhibitor,
- c) an inhibitor of epidermal-derived, fibroblast-derived, or
10 platelet-derived growth factors,
- d) an inhibitor of VEGF, and
- e) an inhibitor of Flk-1/KDR, Flt-1, Tck/Tie-2, or Tie-1;
and mixtures thereof.

15 23. A method of eliciting an integrin receptor antagonizing effect in a mammal in need thereof, comprising administering to the mammal a therapeutically effective amount of a compound according to Claim 1.

20 24. The method of Claim 23 wherein the integrin receptor antagonizing effect is an $\alpha v \beta 3$ antagonizing effect.

25 25. The method of Claim 24 wherein the $\alpha v \beta 3$ antagonizing effect is selected from the group consisting of inhibition of bone resorption, restenosis, angiogenesis, diabetic retinopathy, macular degeneration, inflammation, viral disease, and tumor growth.

26. The method of Claim 25 wherein the $\alpha v \beta 3$ antagonizing effect is the inhibition of bone resorption.

30 27. The method of Claim 23 wherein the integrin receptor antagonizing effect is an $\alpha v \beta 5$ antagonizing effect.

35 28. The method of Claim 27 wherein the $\alpha v \beta 5$ antagonizing effect is selected from the group consisting of inhibition of

restenosis, angiogenesis, diabetic retinopathy, macular degeneration, inflammation, and tumor growth.

29. The method of Claim 23 wherein the integrin receptor
5 antagonizing effect is a dual $\alpha\text{v}\beta 3/\alpha\text{v}\beta 5$ antagonizing effect.

30. The method of Claim 29 wherein the dual $\alpha\text{v}\beta 3/\alpha\text{v}\beta 5$
antagonizing effect is selected from the group consisting of inhibition of
bone resorption, restenosis, angiogenesis, diabetic retinopathy, macular
10 degeneration, inflammation, viral disease, and tumor growth.

31. The method of Claim 23 wherein the integrin
antagonizing effect is an $\alpha\text{v}\beta 6$ antagonizing effect.

15 32. The method of Claim 31 wherein the $\alpha\text{v}\beta 6$
antagonizing effect is selected from the group consisting of
angiogenesis, inflammatory response, and wound healing.

33. A method of eliciting an integrin receptor
20 antagonizing effect in a mammal in need thereof, comprising
administering to the mammal a therapeutically effective amount of the
composition of Claim 16.

34. A method of treating or preventing a condition
25 mediated by antagonism of an integrin receptor in a mammal in need
thereof, comprising administering to the mammal a therapeutically
effective amount of the composition of Claim 16.

35. A method of inhibiting bone resorption in a mammal
30 in need thereof, comprising administering to the mammal a
therapeutically effective amount of the composition of Claim 16.

36. A method of inhibiting bone resorption in a mammal
in need thereof, comprising administering to the mammal a
35 therapeutically effective amount of the composition of Claim 20.

37. A method of treating tumor growth in a mammal in need thereof, comprising administering to the mammal a therapeutically effective amount of the composition of Claim 22.

5

38. A method of treating tumor growth in a mammal in need thereof, comprising administering to the mammal a therapeutically effective amount of a compound according to Claim 1 in combination with radiation therapy.

10

INTERNATIONAL SEARCH REPORT

International application No.
PCT/US98/26485

A. CLASSIFICATION OF SUBJECT MATTER

IPC(6) :A61K 31/495, 31/445; C07D 417/14; C07D 401/14

US CL :Please See Extra Sheet.

According to International Patent Classification (IPC) or to both national classification and IPC

B. FIELDS SEARCHED

Minimum documentation searched (classification system followed by classification symbols)

U.S. : 514/274, 300, 253, 318, 321, 322, 327; 544/318, 360, 364, 369, 370; 546/194, 198, 199, 221; 546/122

Documentation searched other than minimum documentation to the extent that such documents are included in the fields searched

Electronic data base consulted during the international search (name of data base and, where practicable, search terms used)

CAS, BEILSTEIN

C. DOCUMENTS CONSIDERED TO BE RELEVANT

Category*	Citation of document, with indication, where appropriate, of the relevant passages	Relevant to claim No.
X	US 4,929,618 A (KODA et al) 29 May 1990, examples 24,25 lines 20-60, col. 18.	1, 2, 16, 17
X	RICOUART, J.C. et al, Design of Potent Protein Kinase Inhibitors Using the Bisubstrate Approach. J. Med. Chem. 1991. Vol. 34, No. 1, pages 73-78, especially page 77 col 1.	1



Further documents are listed in the continuation of Box C.



See patent family annex.

* Special categories of cited documents:	*T* later document published after the international filing date or priority date and not in conflict with the application but cited to understand the principle or theory underlying the invention
A document defining the general state of the art which is not considered to be of particular relevance	*X* document of particular relevance; the claimed invention cannot be considered novel or cannot be considered to involve an inventive step when the document is taken alone
B earlier document published on or after the international filing date	*Y* document of particular relevance; the claimed invention cannot be considered to involve an inventive step when the document is combined with one or more other such documents, such combination being obvious to a person skilled in the art
L document which may throw doubts on priority claim(s) or which is cited to establish the publication date of another citation or other special reason (as specified)	*A* document member of the same patent family
O document referring to an oral disclosure, use, exhibition or other means	
P document published prior to the international filing date but later than the priority date claimed	

Date of the actual completion of the international search

02 MARCH 1999

Date of mailing of the international search report

19 MAR 1999

Name and mailing address of the ISA/US
Commissioner of Patents and Trademarks
Box PCT
Washington, D.C. 20231

Facsimile No. (703) 305-3230

Authorized officer

ANN RAZGUNAS

Telephone No. (703) 308-1235

INTERNATIONAL SEARCH REPORT

International application No.

PCT/US98/26485

A. CLASSIFICATION OF SUBJECT MATTER:

US CL :

514/253, 318, 321, 322, 327; 544/360, 364, 369, 370; 546/194, 198, 199, 221