



US00D556407S

(12) **United States Design Patent** (10) **Patent No.:** **US D556,407 S**
Snell (45) **Date of Patent:** **** Nov. 27, 2007**

(54) **SCRUBBER HOLDER**

(75) Inventor: **Russell Benton Snell**, Bentleyville, OH (US)

(73) Assignee: **InterDesign, Inc.**, Solon, OH (US)

(**) Term: **14 Years**

(21) Appl. No.: **29/260,697**

(22) Filed: **May 31, 2006**

(51) **LOC (8) Cl.** **04-01**

(52) **U.S. Cl.** **D32/52; D19/75**

(58) **Field of Classification Search** D32/1,
D32/35, 40, 42, 51-52, 58; D19/75, 80-82;
D6/512, 551; 15/147.2, 121; 242/599.3,
242/599.5; 206/361, 362.2; 211/65, 70.6;
248/110, 101

See application file for complete search history.

(56) **References Cited**

U.S. PATENT DOCUMENTS

D211,973	S	*	8/1968	Epplar	D32/1
D247,017	S	*	1/1978	Silver	D32/52
D247,342	S	*	2/1978	Silver	D32/52
D297,873	S	*	9/1988	Silver	D32/52
D392,324	S	*	3/1998	Cheris et al.	D19/78
D393,508	S	*	4/1998	Rademacher	D32/52
D502,509	S	*	3/2005	DeCarlo et al.	D19/75
6,959,890	B1	*	11/2005	Breitinger	242/592

OTHER PUBLICATIONS

2005 InterDesign, Inc. product brochure, p. 33 w/front & back cover.

* cited by examiner

Primary Examiner—Pamela J. Burgess

(74) *Attorney, Agent, or Firm*—D. Peter Hochberg; Sean Mellino

(57) **CLAIM**

The ornamental design for a scrubber holder, as shown and described.

DESCRIPTION

FIG. 1 is a perspective view of the scrubber holder according to the invention;

FIG. 2 is a top view of the scrubber holder as shown in FIG. 1;

FIG. 3 is a front view of the scrubber holder as shown in FIG. 1;

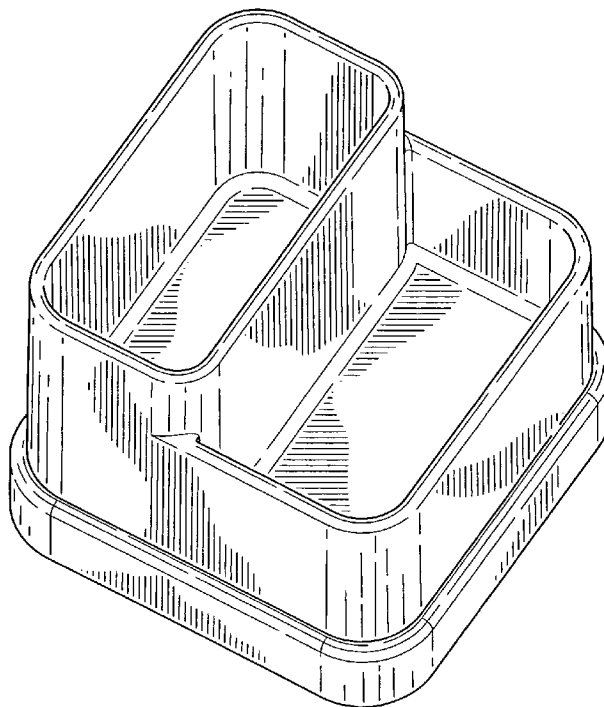
FIG. 4 is a side view of the scrubber holder as shown in FIG. 1;

FIG. 5 is a rear view of the scrubber holder as shown in FIG. 1;

FIG. 6 is a side view of the scrubber holder as shown in FIG. 1, shown from the opposite side as that shown in FIG. 4; and,

FIG. 7 is a bottom view of the scrubber holder as shown in FIG. 1.

1 Claim, 3 Drawing Sheets



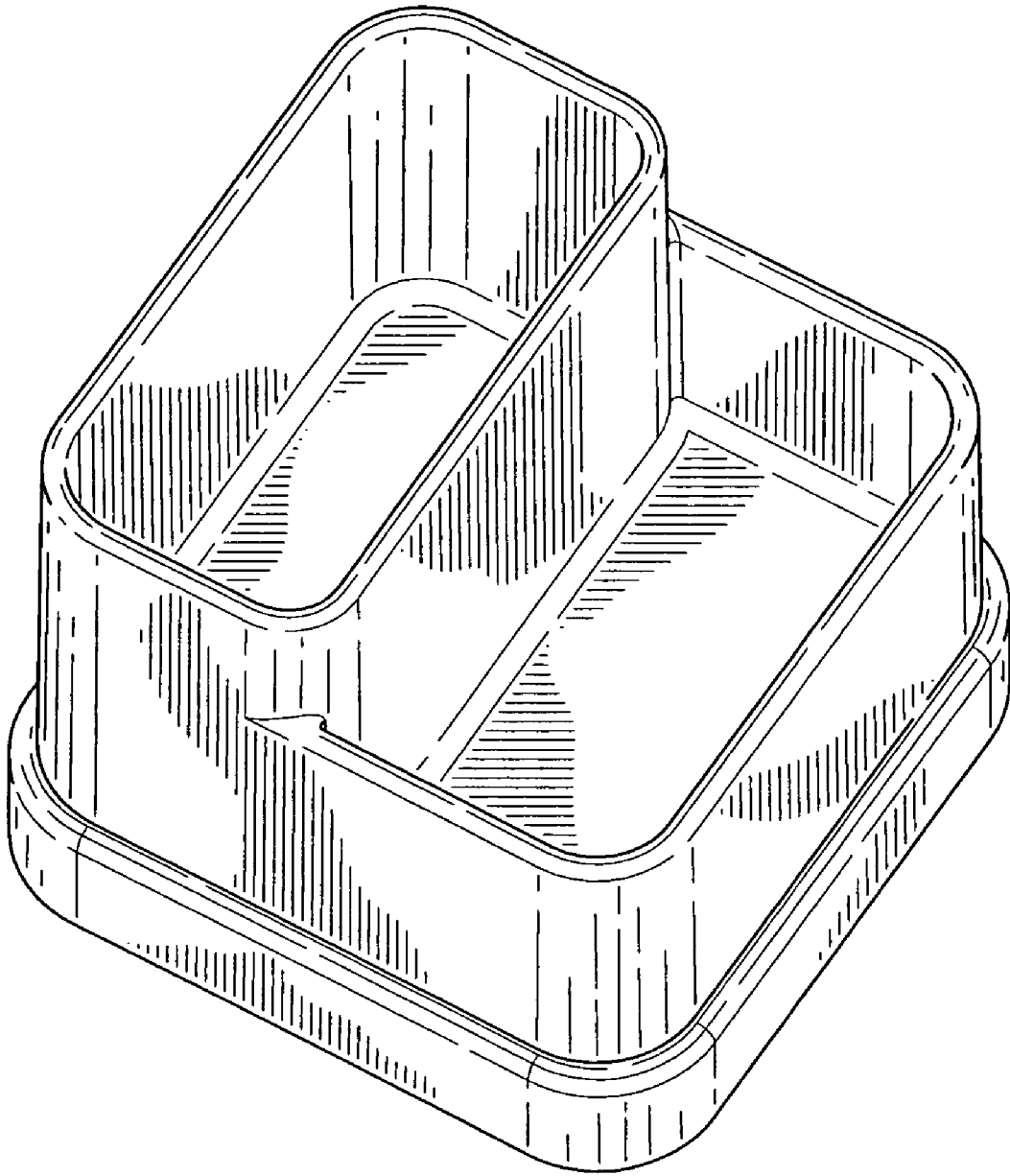


FIG-1

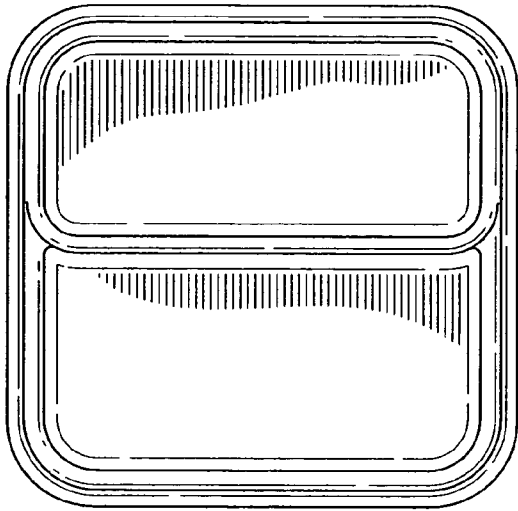


FIG-2

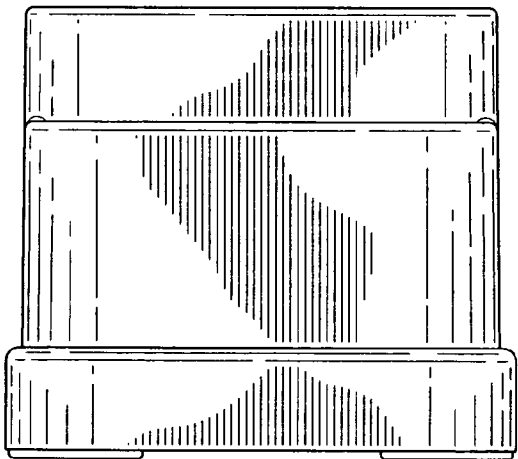


FIG-3

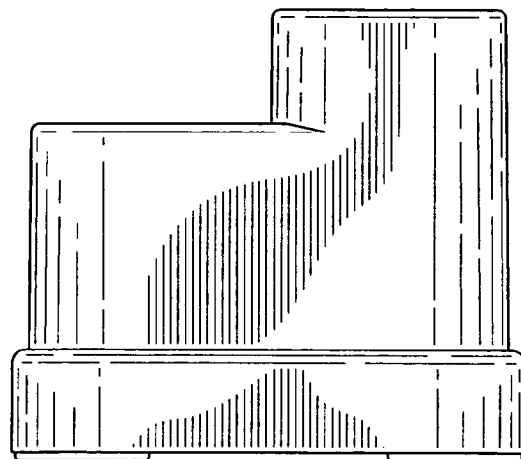


FIG-4

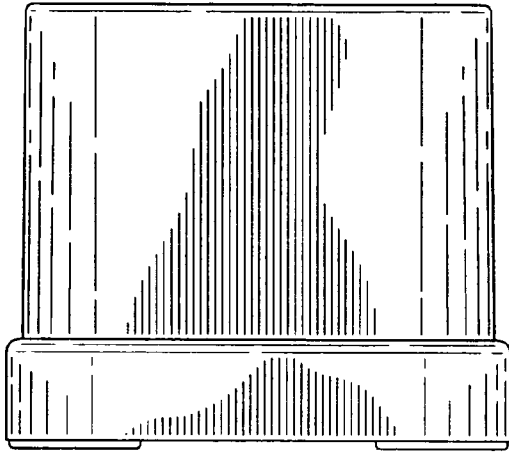


FIG-5

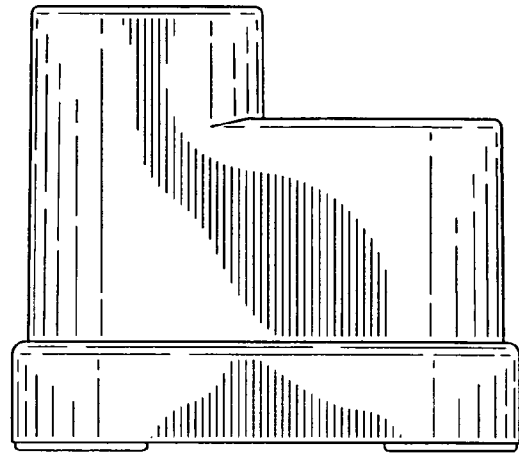


FIG-6

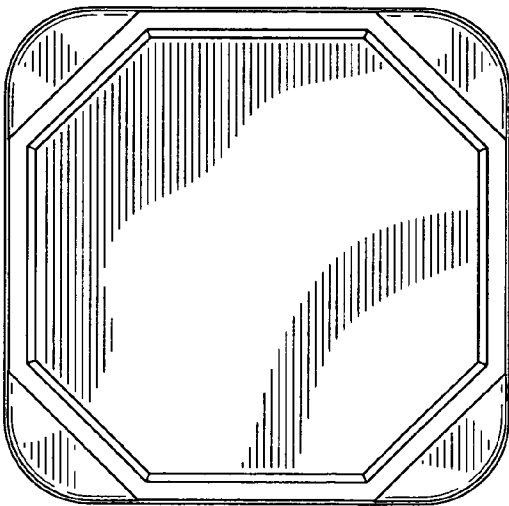


FIG-7