

(12) INTERNATIONAL APPLICATION PUBLISHED UNDER THE PATENT COOPERATION TREATY (PCT)

(19) World Intellectual Property Organization  
International Bureau



(43) International Publication Date  
24 April 2003 (24.04.2003)

PCT

(10) International Publication Number  
**WO 03/033480 A1**

(51) International Patent Classification<sup>7</sup>: **C07D 257/12**,  
239/91, 239/96, 495/04, 209/48, A61K 31/517, A61P  
29/00

(21) International Application Number: PCT/US02/32740

(22) International Filing Date: 15 October 2002 (15.10.2002)

(25) Filing Language: English

(26) Publication Language: English

(30) Priority Data:  
0124627.1 15 October 2001 (15.10.2001) GB

(71) Applicant (for all designated States except US):  
**SMITHKLINE BEECHAM PLC** [GB/GB]; New  
Horizons Court, Great West Road, Brentford, Middlesex  
TW8 9EP (GB).

(71) Applicant (for MG only): **SMITHKLINE BEECHAM  
CORPORATION** [US/US]; One Franklin Plaza, Philadel-  
phia, PA 19101 (US).

(72) Inventors; and

(75) Inventors/Applicants (for US only): **ARMSTRONG,  
Sula, Anne** [GB/GB]; Royal Society of Chemistry,  
Thomas Graham House, Science Park, Milton Road, Cam-  
bridge, Cambridgeshire TW9 9EP (GB). **HAMPRECHT,  
Dieter, Wolfgang** [DE/IT]; GlaxoSmithKline, Centro  
Ricerche, Via Alessandro, Fleming 2, I-37135 Verona  
(IT). **JONES, Martin** [GB/GB]; GlaxoSmithKline, New  
Frontiers Science Park, Third Avenue, Harlow, Essex CM  
19 5AW (GB). **WITTY, David, Richard** [GB/GB]; Glax-  
oSmithKline, New Frontiers Science Park, Third Avenue,

Harlow, Essex CM 19 5AW (GB). **AL-BARAZANJI,  
Kamal, A.** [GB/US]; GlaxoSmithKline, Five Moore Drive,  
PO Box 13398, Research Triangle Park, NC 27709 (US).  
**TADAYYON, Mohammad** [GB/GB]; 6 Bridges Court,  
St. Andrew Street, Hertford, SG14 1HQ (GB).

(74) Agents: **LEVY, David, J.** et al.; GlaxoSmithKline, Five  
Moore Drive, PO Box 13398, Research Triangle Park, NC  
27709 (US).

(81) Designated States (national): AE, AG, AL, AM, AT, AU,  
AZ, BA, BB, BG, BR, BY, BZ, CA, CH, CN, CO, CR, CU,  
CZ, DE, DK, DM, DZ, EC, EE, ES, FI, GB, GD, GE, GH,  
GM, HR, HU, ID, IL, IN, IS, JP, KE, KG, KP, KR, KZ, LC,  
LK, LR, LS, LT, LU, LV, MA, MD, MG, MK, MN, MW,  
MX, MZ, NO, NZ, OM, PH, PL, PT, RO, RU, SD, SE, SG,  
SI, SK, SL, TJ, TM, TN, TR, TT, TZ, UA, UG, US, UZ,  
VC, VN, YU, ZA, ZM, ZW.

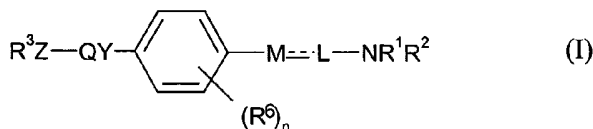
(84) Designated States (regional): ARIPO patent (GH, GM,  
KE, LS, MW, MZ, SD, SL, SZ, TZ, UG, ZM, ZW),  
Eurasian patent (AM, AZ, BY, KG, KZ, MD, RU, TJ, TM),  
European patent (AT, BE, BG, CH, CY, CZ, DE, DK, EE,  
ES, FI, FR, GB, GR, IE, IT, LU, MC, NL, PT, SE, SK,  
TR), OAPI patent (BF, BJ, CF, CG, CI, CM, GA, GN, GQ,  
GW, ML, MR, NE, SN, TD, TG).

Published:

- with international search report
- before the expiration of the time limit for amending the  
claims and to be republished in the event of receipt of  
amendments

For two-letter codes and other abbreviations, refer to the "Guid-  
ance Notes on Codes and Abbreviations" appearing at the begin-  
ning of each regular issue of the PCT Gazette.

(54) Title: LACTAM DERIVATIVES AS ANTAGONISTS FOR HUMAN 11CBY RECEPTORS



(57) Abstract: The invention thus provides compounds of formula (I), a salt, or solvate thereof.

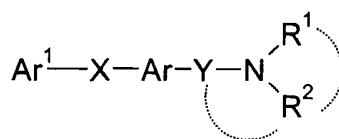


WO 03/033480 A1

## LACTAM DERIVATIVES AS ANTAGONISTS FOR HUMAN 11CBY RECEPTORS

This invention relates to novel lactam derivatives which are antagonists at the human 11CBy receptors, to processes for their preparation, to pharmaceutical compositions containing them and to their uses in therapy.

WO01/21577 (Takeda) relates to a compound of the formula

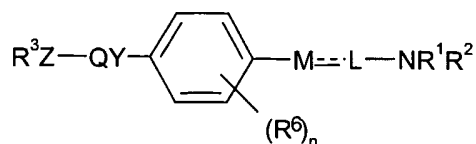


wherein  $Ar^1$  is a cyclic group which may have substituents, X is a spacer having a main chain of 1 to 6 atoms, Y is a bond or a spacer having a main chain of 1 to 6 atoms, Ar is a monocyclic aromatic ring which may be condensed with a 4 to 8 membered non-aromatic ring, and may have further substituents;  $R^1$  and  $R^2$  are independently hydrogen or a hydrocarbon group which may have substituents;  $R^1$  and  $R^2$  together with the adjacent nitrogen atom may form a nitrogen containing hetero ring which may have substituents;  $R^2$  may form a spiro ring together with Ar; or  $R^2$  together with the adjacent nitrogen atom may form a nitrogen containing hetero ring which may have substituents; or a salt thereof; and which compounds are antagonists of a melanin concentrating hormone. Such compounds are suggested as being useful for preventing or treating obesity.

We have now found a novel group of compounds that exhibit a useful profile of activity as antagonists of the human 11CBy receptor (also referred to as MCHR1) disclosed in Nature 400, 261-265 (1999).

## SUMMARY OF THE INVENTION

The invention thus provides compounds of formula (I)



5

(I)

a salt or solvate thereof, wherein

M is a group selected from the group consisting of O, S, C=O, NH and CH<sub>2</sub>;

L is a 2 or 3 membered alkylene chain;

wherein together M-L may be optionally substituted by at least one moiety  
10 selected from the group consisting of methyl, ethyl, hydroxy and C<sub>1-3</sub> alkoxy;

(i) R<sup>1</sup> and R<sup>2</sup> are each independently selected from the group consisting of  
hydrogen,

C<sub>1-6</sub> straight or branched alkyl which may be optionally substituted by phenyl, and C<sub>3-6</sub>  
cycloalkyl optionally substituted by one or more C<sub>1-6</sub> alkyl groups;

15 or (ii) R<sup>1</sup> and R<sup>2</sup> together with the nitrogen atom to which they are bonded  
form a 4-8 membered heterocyclic ring or a 7-10 membered bicyclic heterocyclic ring  
containing 1, 2, or 3 heteroatoms selected from N, O, and S, wherein said 4 to 8  
membered heterocyclic ring and said 7 to 10 membered bicyclic heterocyclic ring are  
optionally substituted with a substituent selected from the group consisting of phenyl  
20 and from one to four C<sub>1-3</sub> alkyl;

each R<sup>6</sup> is the same or different and is independently selected from the group  
consisting of hydroxy, C<sub>1-2</sub>alkyl, C<sub>1-3</sub>alkoxy, halo, C<sub>2-3</sub>alkenyl, benzyl, and  
-C(R<sup>a</sup>)NOR<sup>b</sup>, wherein R<sup>a</sup> and R<sup>b</sup> are each independently selected from the group  
consisting of hydrogen, methyl, methoxymethyl, methoxymethoxyl, and

25 methoxyethoxyl; and n is 1, 2, 3, or 4;

QY is a bicyclic fused heterocyclic ring wherein Q and Y are each one ring of  
said bicyclic fused heterocyclic group, wherein said Y ring contains from 1 to 3  
nitrogens and is bound to the phenyl ring of formula (I) via a nitrogen atom, and said  
Q ring is a 5 or 6 membered aryl or heterocyclic ring having a group ZR<sup>3</sup>; Z is bound  
30 to the Q ring;

Z is selected from the group consisting of a direct bond, NH, NCH<sub>3</sub>, O, S or CH<sub>2</sub>; and

R<sup>3</sup> is a group selected from the group consisting of aryl, alk-2-en-1-yl, cycloalkyl and cycloalk-2-en-1-yl and wherein said aryl, alk-2-en-1-yl, cycloalkyl, and cycloalk-2-en-1-yl are optionally substituted from 1 to 3 times with a substituent selected from the group consisting of C<sub>1-3</sub> alkyl, halo, amino, alkylamino, dialkylamino, hydroxy, C<sub>1-3</sub> alkoxy, cyano, trifluoromethyl, and methylthio groups.

The invention also includes embodiments to (i) a pharmaceutical formulation comprising a compound of formula (I), (ii) the use of a compound of formula (I) or a pharmaceutical formulation comprising the formula (I) in therapy, and (iii) processes for the preparation of a compound of formula (I).

#### DETAILED DESCRIPTION OF THE INVENTION

In the present invention, unless otherwise stated, references to salts, include both physiologically acceptable salts and non-physiologically acceptable salts of compounds of formula (I). The compounds of formula (I) and salts thereof may form solvates (e.g. hydrates) and the invention includes all such solvates.

As used herein, "a compound of the invention" or a compound of formula (I) means a compound of formula (I) or a pharmaceutically acceptable salt, or solvate thereof.

As used herein, the term "optionally" means that the subsequently described event(s) may or may not occur, and includes both event(s) that occur and events that do not occur.

The term "alkyl" as a group or part of a group (e.g., alkoxy, alkylamino, etc.) refers to a straight or branched alkyl group. Said alkyl contains from 1 to 6 carbon atoms unless otherwise specified. Examples of such C<sub>1-6</sub> alkyl groups include methyl, ethyl, propyl, isopropyl, butyl, isobutyl, t-butyl, pentyl, neopentyl or hexyl.

The term "alk-2-en-1-yl" refers to a straight or branched C<sub>3-6</sub> alk-2-en-1-yl group.

The term "cycloalkyl" refers to non-aromatic monocyclic carbocyclic rings having 3 to 7 carbon atoms which may be substituted by a moiety selected from the group consisting of hydroxy, C<sub>1-3</sub> alkoxy, and halo.

The term "halo" or "halogen" refers to the elements fluorine, chlorine, bromine, and iodine, unless otherwise specified.

The term "cycloalk-2-en-1-yl" refers to a C<sub>5-7</sub> cycloalk-2-en-1-yl group.

5 The term "aryl" preferably refers to phenyl, but also includes fused aryl rings such as naphthyl.

The terms "heterocycle" and "heterocyclic" refer to a ring system composed of C and at least one other atom selected from the group consisting of N, O, and S. Heterocycles may or may not be heteroaromatic as defined below. In other words, heteroaromatics are heterocycles, but all heterocycles are not heteroaromatic.

10 The term "heteroaryl" and "heteroaromatic" refer to a monocyclic or bicyclic aromatic ring system composed of C and at least one other atom selected from the group consisting of N, O, and S.

The terms "members" (and variants thereof, e.g., "membered") in the context of heterocyclic and heteroaryl groups refers to the total atoms, carbon and  
15 heteroatoms (N, O, and/or S) which form the ring. Thus, an example of a 6-membered heterocyclic ring is piperidine and an example of a 6-membered heteroaryl ring is pyridine.

In formula (I), M is selected from the group consisting of O, S, C=O, NH, and CH<sub>2</sub>. Preferably M is O or CH<sub>2</sub>. Most preferably, M is O.

20 L of formula (I) is a 2 to 3 membered alkylene chain (that is, (CH<sub>2</sub>)<sub>2</sub> or (CH<sub>2</sub>)<sub>3</sub>). Preferably, L is (CH<sub>2</sub>)<sub>2</sub>. When the group L is linked to the phenyl ring of formula (I) via a R<sup>6</sup> substituent, said R<sup>6</sup> is located in the ortho position to the group M. Examples of the resultant bicyclic structure include 1,4-benzodioxan; benzopyran; 1,2-dihydrobezopyran; 1,2,3,4-tetrahydronaphthalene; and 1,2-dihydronaphthalene.

25 In formula (I), in (i) R<sup>1</sup> and R<sup>2</sup> are each independently selected from the group consisting of hydrogen, C<sub>1-6</sub> straight or branched alkyl which may be optionally substituted by phenyl, and C<sub>3-6</sub> cycloalkyl optionally substituted by one to four C<sub>1-6</sub> alkyl groups. When R<sup>1</sup> and R<sup>2</sup> independently represent C<sub>1-6</sub> alkyl, then preferred examples of such R<sup>1</sup> and R<sup>2</sup> groups include methyl and isopropyl.

30 Alternatively, in (ii) R<sup>1</sup> and R<sup>2</sup> together with the nitrogen atom to which they are bonded form a 4-8 membered heterocyclic ring or a 7-10 membered bicyclic heterocyclic ring (containing 1, 2, or 3 heteroatoms selected from N, O and S),

wherein said 4 to 8 membered heterocyclic ring and said 7 to 10 membered bicyclic heterocyclic ring are optionally substituted with a substituent selected from the group consisting of phenyl and from one to four C<sub>1-3</sub> alkyl.

When R<sub>1</sub> and R<sub>2</sub> together with the nitrogen atom to which they are bonded or  
5 attached form a 4-8 membered heterocyclic ring, examples of such rings include azetendinyl, pyrrolidinyl or piperidinyl, which rings may be substituted by 1-4 methyl groups or a phenyl group (e.g. pyrrolidinyl, 2-methylpyrrolidinyl, 2,5-dimethylpyrrolidinyl, piperidyl, 2-methylpiperidinyl, 2,6-dimethylpiperidinyl, 2,2,6,6, tetramethylpiperidinyl or 4-phenylpiperidinyl).

10 When R<sup>1</sup> and R<sup>2</sup> together with the nitrogen atom form a bridged heterocyclic ring, examples of such groups include 7-aza-bicyclo [2.2.1] hept-7-yl or 2-aza-bicyclic [2.2.2] oct-8-yl.

Preferably, the group NR<sup>1</sup>R<sup>2</sup> is a tertiary amino group; more preferably a 4-8 membered heterocyclic ring which may be substituted by 1-4 methyl groups; or an  
15 optionally substituted 5- or 6- membered heterocycle. In the most preferred embodiment of the invention, NR<sup>1</sup>R<sup>2</sup> is a pyrrolidinyl group.

Each R<sup>6</sup> is the same or different and is independently selected from the group consisting of hydroxy, C<sub>1-2</sub>alkyl, C<sub>1-3</sub>alkoxy, halo, C<sub>2-3</sub>alkenyl, benzyl, and -C(R<sup>a</sup>)NOR<sup>b</sup>, wherein R<sup>a</sup> and R<sup>b</sup> are each independently selected from the group  
20 consisting of hydrogen, methyl, methoxymethyl, methoxymethoxy, and methoxyethoxy. Typically, R<sup>6</sup> is a substituent of the phenyl ring of formula (I) that is preferably located in the ortho position relative to the M substituent. Preferred examples of R<sup>6</sup> include hydroxy, methoxy, methoxymethoxy, methoxyethoxy, and methoxymethyl. Most preferably, R<sup>6</sup> is methoxyl. In the formula, n is 1, 2, 3, or 4.

25 QY is a bicyclic fused heterocyclic ring wherein Q and Y are each one ring of said bicyclic fused heterocyclic group, wherein said Y ring contains from 1 to 3 nitrogens and is bound to the phenyl ring of formula (I) through a nitrogen, and said Q ring is a 5 or 6 membered aryl or heteroaryl having a group ZR<sup>3</sup> bound to the Q ring.

The fused bicyclic heterocyclic group QY is preferably a 5,5; 5,6; 6,5; or 6,6  
30 bicyclic heterocyclic system.

In QY group, Q is conveniently an aromatic ring such as benzene, thiophene, furan or pyridine. Y, in QY, is linked via a nitrogen atom therein to the rest of the

molecule in formula (I) and optionally contains a further 1 or 2 nitrogen atoms. Preferably, the ring also contains a carbonyl group adjacent to the linking nitrogen atom.

When Y is a 5-membered ring, it contains either two carbonyl groups or a carbonyl and a methylene group, in addition to the nitrogen atom. When Y is a 5-membered ring, then preferably Q is a benzene ring, and more preferably QY is an isoindole-1,3-dione.

When Y is a 6-membered ring, it preferably contains a carbonyl group and either two additional nitrogen atoms or a single additional nitrogen and a moiety selected from the group consisting of carbonyl, thiocarbonyl, and methyldiene. Said moiety can be optionally substituted by a member selected from the group consisting of methyl, methoxy, methylthio, and S(O)CH<sub>3</sub>. When Y is a 6-membered ring, Q is preferably a benzene or thiophene ring.

Examples of suitable QY groups include isoindole-1,3-dione, 2,3-dihydro-isoindole-1-one, 3-H-benzo[d](1,2,3)triazin-4-one, 3-H-quinazolin-4-one, 1-H-quinazoline-2,4-dione, 3-H-thieno[2,3-d]-1-triazine-4-one, 3-H-thieno[2,3-d]pyrimidin-4-one, 3-H-thieno[3,2-d]pyrimidin-4-one, 2-thioxo-2,3-dihydro-1-H-thieno[3,2-d]pyrimidine-4-one, 2-methylsulphanyl-3H-thieno[3,2-d]pyrimidin-4-one.

Z is selected from the group consisting of a direct bond, NH, OCH<sub>3</sub>, O, S, and CH<sub>2</sub>. Preferably, examples of suitable groups Z include a bond, oxygen, sulphur, CH<sub>2</sub> or NH. Most preferably, the group Z is a bond or an oxygen atom.

R<sup>3</sup> is a group selected from the group consisting of aryl, alk-2-en-1-yl, cycloalkyl and cycloalk-2-en-1-yl and wherein said aryl, alk-2-en-1-yl, cycloalkyl, and cycloalk-2-en-1-yl are optionally substituted from 1 to 3 times with a substituent selected from the group consisting of C<sub>1-3</sub> alkyl, halo, amino, alkylamino, dialkylamino, hydroxy, C<sub>1-3</sub> alkoxy, cyano, trifluoromethyl, and methylthio groups. Examples of suitable R<sup>3</sup> groups include phenyl optionally substituted by one or two groups selected from halogen (e.g. fluorine, chlorine or bromine), hydroxy, C<sub>1-3</sub> alkoxy (e.g. methoxy), C<sub>1-4</sub> alkyl (e.g., methyl, ethyl, t-butyl, and haloalkyls such as trifluoromethyl), and cyano. Also, R<sup>3</sup> can be C<sub>5-7</sub> cycloalkyl (e.g., cyclohexyl), C<sub>5-7</sub> cycloalk-2-en-1-yl (e.g., cyclohex-2-en-1-yl or cyclopent-2-en-1-yl), or C<sub>3-6</sub> alk-2-en-

1-yl (e.g., 3-methyl-prop-2-en-1-yl or 2-methyl-prop-2-en-yl). Preferably, the group R<sup>3</sup> is phenyl or a substituted phenyl group; and most preferably R<sup>3</sup> is phenyl.

Examples of suitable preferred compounds according to the invention include those described in the Examples herein.

5 Specifically, most preferred compounds of the invention include:

3-[3-methoxy-4-(2-pyrrolidin-1-yl-ethyl)-phenyl]-7-phenyl-3H-benzo[d][1,2,3]triazin-4-one;

3-[3-methoxy-4-(2-pyrrolidin-1-yl-ethoxy)-phenyl]-6-phenyl-3H-thieno[3,2-d]pyrimidin-4-one; and physiologically acceptable acid addition salts thereof.

10 The compounds of formula (I) form acid addition salts and can be dosed as such. For use in medicine acid addition salts of a compound of formula (I) will be those formed with physiologically acceptable inorganic and organic acids. Examples of such suitable acids include hydrochloric, hydrobromic, phosphoric, acetic, ascorbic, benzoic, citric, fumaric, lactic, maleic, mandelic, methanesulphonic,  
15 salicylic, succinic, and tartaric.

Other acid addition salts of the compounds of formula (I) may however be useful in the preparation and/or isolation of a compound of formula (I) or a physiologically acceptable salt thereof and are contemplated as being part of the invention herein.

20 Compounds of the present invention are antagonists of a human 11CBy receptor disclosed in Nature, 400, 261-265 (1999). Accordingly, these compounds are believed to have a role in the treatment (preventing, prophylaxis, ameliorating, or correcting) of dysfunctions or diseases, including, but not limited to, infections such as bacterial, fungal, protozoan and viral infections, particularly infection caused by  
25 HIV-1 or HIV-2; pain; cancers; diabetes; obesity; feeding abnormalities, such as anorexia and bulimia; drinking abnormalities (too much or too little liquid consumption); asthma; Parkinson's disease; both acute and congestive heart failure; hypertension; urinary retention; osteoporosis; angina pectoris; myocardial infarction; ulcers; allergies; benign prostatic hypertrophy; psychotic and neurological disorders,  
30 including anxiety, schizophrenia, depression (major), manic depression (bi-polar depression), delirium, dementia, and/or severe mental retardation; and dyskinesias (such as Huntington's disease or Gilles de la Tourette's syndrome, among others),



hereinafter all of the above conditions (diseases, dysfunctions, abnormalities, etc.) are referred to collectively herein as “the Disorders”. Preferably, this aspect of the invention provides for the treatment (including prophylaxis) of one or more of the Disorders selected from diabetes, major depression, manic depression (bipolar disorder), anxiety, schizophrenia and sleep disorders. Preferred among these disorders are obesity, diabetes (especially diabetes mellitus), major depression, and anxiety.

It has been reported that over-expression of MCH gene in mouse is associated with obesity and insulin resistance (Ludwig DS et al. Melanin-concentrating hormone overexpression in transgenic mice leads to obesity and insulin resistance. *J Clin Invest* 2001 107(3): 379-386). In vitro data revealed that MCH stimulates insulin secretion in both CRI-G1 and RINm5F cell-lines (Tadayyon M et al. Expression of melanin-concentrating hormone receptors in insulin-producing cells: MCH stimulates insulin release in RINm5F and CRI-G1 cell-lines. *BBRC* 2000 275: 709-712).

In this patent we also disclose that surprisingly MCH contributes to blood glucose regulation by increasing plasma glucagon levels in conscious instrumented rats. In addition, we claim the use of 11CBy antagonists to inhibit MCH-induced hyperglycemia by reducing MCH-induced hyperglucagonemia. Thus, in addition to other important implications of 11CBy antagonists in obesity and neurological indications, such antagonists will have therapeutic implication for the treatment of diabetes mellitus.

The administration of such compounds to a mammal may be by way of oral (including sub-lingual), parenteral, nasal, rectal or transdermal administration. An amount effective to treat the Disorders herein before described depends on the usual factors such as the nature and severity of the disorders being treated and the weight of the mammal. However, a unit dose will normally contain 1 to 1000 mg, suitably 1 to 500 mg, for example an amount in the range of from 2 to 400 mg such as 2, 5, 10, 20, 30, 40, 50, 100, 200, 300 and 400 mg of the active compound. Unit doses will normally be administered once or more than once per day, for example 1, 2, 3, 4, 5 or 6 times a day, more usually 1 to 4 times a day, such that the total daily dose is normally in the range, for a 70 kg adult of 1 to 1000 mg, for example 1 to 500 mg, that is in the range of approximately 0.01 to 15 mg/kg/day, more usually 0.1 to 6 mg/kg/day, for example 1 to 6 mg/kg/day.

It is greatly preferred that compounds of formula (I) and or physiologically acceptable salts or solvates thereof are administered in the form of a unit-dose composition, such as a unit dose oral (including sub-lingual), nasal, rectal, topical or parenteral (especially intravenous) composition.

5           Such compositions are prepared by admixture and are suitably adapted for oral or parenteral administration, and as such may be in the form of tablets, capsules, oral liquid preparations, powders, granules, lozenges, reconstitutable powders, injectable and infusible solutions or suspensions or suppositories. Orally administrable compositions are preferred, in particular shaped oral compositions, since they are  
10 more convenient for general use.

          Tablets and capsules for oral administration are usually presented in a unit dose, and contain conventional excipients such as binding agents, fillers, diluents, tableting agents, lubricants, disintegrants, colourants, flavourings, and wetting agents. The tablets may be coated according to well-known methods in the art.  
15 Suitable fillers for use include cellulose, mannitol, lactose and other similar agents. Suitable disintegrants include starch, polyvinylpyrrolidone and starch derivatives such as sodium starch glycollate. Suitable lubricants include, for example, magnesium stearate. Suitable pharmaceutically acceptable wetting agents include sodium lauryl sulphate.

20           These solid oral compositions may be prepared by conventional methods of blending, filling, tableting or the like. Repeated blending operations may be used to distribute the active agent throughout those compositions employing large quantities of fillers. Such operations are, of course, conventional in the art.

          Oral liquid preparations may be in the form of, for example, aqueous or oily  
25 suspensions, solutions, emulsions, syrups, or elixirs, or may be presented as a dry product for reconstitution with water or other suitable vehicle before use. Such liquid preparations may contain conventional additives such as suspending agents, for example sorbitol, syrup, methyl cellulose, gelatin, hydroxyethylcellulose, carboxymethyl cellulose, aluminium stearate gel or hydrogenated edible fats;  
30 emulsifying agents, for example lecithin, sorbitan monooleate, or acacia; non-aqueous vehicles (which may include edible oils), for example, almond oil, fractionated coconut oil, oily esters such as esters of glycerine, propylene glycol, or ethyl alcohol;

preservatives, for example methyl or propyl p-hydroxybenzoate or sorbic acid; and if desired conventional flavouring or colouring agents.

Oral formulations also include conventional sustained release formulations, such as tablets or granules having an enteric coating.

5 For parenteral administration, fluid unit dose forms are prepared containing the compound and a sterile vehicle. The compound, depending on the vehicle and the concentration, can be either suspended or dissolved. Parenteral solutions are normally prepared by dissolving the compound in a vehicle and filter sterilising before filling into a suitable vial or ampoule and sealing. Advantageously, adjuvants such as a local  
10 anaesthetic, preservatives and buffering agents are also dissolved in the vehicle. To enhance the stability, the composition can be frozen after filling into the vial and the water removed under vacuum.

Parenteral suspensions are prepared in substantially the same manner except that the compound is suspended in the vehicle instead of being dissolved and is  
15 sterilised by exposure to ethylene oxide before suspending in the sterile vehicle. Advantageously, a surfactant or wetting agent is included in the composition to facilitate uniform distribution of the compound of the invention.

As is common practice, the compositions will usually be accompanied by written or printed directions for use in the medical treatment concerned.

20 Compounds of the present invention may be employed alone or in conjunction with other compounds, such as therapeutic compounds.

No adverse toxicological effects are expected for the compounds of the invention, when administered in accordance with the invention.

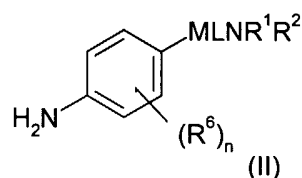
Accordingly, in a further aspect, the present invention provides a  
25 pharmaceutical composition for use in the treatment and/or prophylaxis of one or more of the Disorders which comprises a compound of this invention, or a physiologically acceptable salt or solvate thereof, and a pharmaceutically acceptable carrier.

The present invention also provides a method of treatment and/or prophylaxis  
30 of one or more of the Disorders comprising administering to the sufferer in need thereof an effective or prophylactic amount of a compound of this invention, or a physiologically acceptable salt or solvate thereof.

In a further aspect the invention provides the use of a compound of this invention, or a physiologically acceptable salt or solvate thereof, for the manufacture of a medicament for the treatment and/or prophylaxis of one or more of the Disorders. In a still further aspect the invention provides a compound of formula (I), or a  
 5 physiologically acceptable salt or solvate, thereof as a therapeutic agent, in particular for the treatment and/or prophylaxis of one or more of the Disorders.

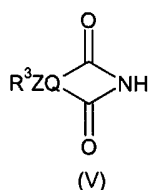
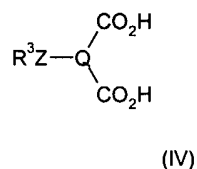
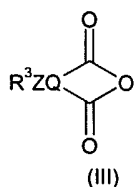
A further aspect of the invention provides processes for the preparation of compounds of formula (I). Unless stated otherwise,  $R^1$ ,  $R^2$ ,  $R^3$ ,  $R^6$ , Z, Q, Y, M, and L are as defined in formula (I).

10 Thus compounds of formula (I) wherein Y is a 5 membered ring containing two carbonyl groups may be prepared by reaction of an aniline of formula (II)



wherein  $R^6$ , n, M, L,  $R^1$  and  $R^2$  have the meanings defined in formula (I) or are protected derivatives thereof with appropriate anhydride (III), orthodicarboxylic acid

15 (IV) or imide (V) set forth below

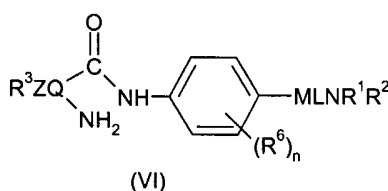


wherein  $R^3$ , Z and Q have the meanings defined in formula (I), under conventional conditions for the formation of the required imide group Y.

The reaction is carried out using a coupling agent, e.g.,  
 20 dicyclohexylcarbodiimide, conveniently on a resin support, in an appropriate solvent such as a halohydrocarbon, e.g., dichloromethane or an amide such as N, N-dimethylformamide or a mixture thereof and optionally in the presence of a tertiary organic base such as 4-dimethylaminopyridine or diethylisopropylamine, which is also conveniently on a resin support.

Compounds of formula (I) where Y is a 5-membered ring containing a single carbonyl group may be prepared by reduction of the corresponding compound of formula (I) wherein Y is a 5 membered ring containing 2 carbonyl groups, using a conventional two step reduction process. For example, reduction with a suitable hydride such as a borohydride followed by treatment with a hydrogen donor such as triethylsilane in the presence of a suitable acid, e.g., trifluoroacetic acid.

Compounds of formula (I) wherein Y is a 6-membered heterocycle may be prepared by cyclisation of the compound of formula (VI)



10

wherein  $R^3$ , Z, Q,  $R^6$ , n, M, L,  $R^1$  and  $R^2$  have the meanings defined in formula (I).

Thus compounds of formula (I) wherein Y is a pyrimidin-4-one moiety may be prepared by heating a compound of formula (VI) with formic acid or an appropriate orthoester e.g. triethylorthoformate in a suitable solvent such as a halohydrocarbon e.g. dichloroethane followed by treatment with a strong base such as 1, 8-diazabicyclo [5.4.0] undec-7-one (DBU).

15

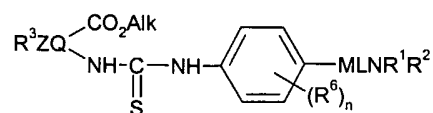
Compounds of formula (I) wherein Y is a pyrimidine-2,4-dione may be prepared by treating the amine (VI) with a carboxylating agent such as carbonyl-diimidazole and a strong base such as DBU in a suitable aprotic solvent such as dichloroethane.

20

Compounds of formula (I) wherein Y is a 1,2,3-triazin-4-one may be prepared by diazotisation of the compound of formula (VI) followed by treatment with a strong base, e.g. DBU. Thus, the reaction may be carried out by reacting a solution of amine (VI) in a solvent such as dichloromethane with an alkyl nitrite, e.g., butyl or amyl nitrite, in the presence of a suitable organic carboxylic acid, e.g., trifluoroacetic acid followed by addition of the strong base.

25

Compounds of formula (I) wherein Y is a pyrimidine ring containing a thiocarbonyl group or an alkylthio substituent at the 2 position may be prepared from the thiourea (VII)



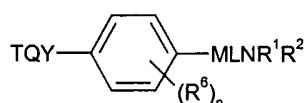
(VII)

5 wherein R<sup>3</sup>, Z, Q, R<sup>6</sup>, n, M, L, R<sup>1</sup> and R<sup>2</sup> have the meanings defined in formula (I) or are protected derivatives thereof and Alk is C<sub>1-4</sub>alkyl. Thus, compounds of formula (I) wherein Y contains a 2-thiocarbonyl group may be prepared by heating the thiourea (VII) in a suitable high boiling solvent such as an aromatic hydrocarbon, e.g., toluene.

10 Compounds of formula (I) wherein Y is a pyrimidinone having an alkylthio group at the 2 position may be prepared by reaction of compound (VII) with the appropriate alkyl halide in an aprotic polar solvent such as DMF and in the presence of a suitable base such as a tertiary amine or an alkali or alkaline metal earth carbonate, e.g., sodium carbonate or potassium carbonate.

15 Compounds of formula (I) wherein Y is a pyrimidinone derivative, unsubstituted at the 2-position may be prepared from the corresponding pyrimidinone having an alkylthio group at the 2-position by reaction with Raney nickel in a solvent such as an alkanol, e.g., ethanol.

Compounds of formula (I) may also be prepared by reaction of a compound of formula (VIII)



(VIII)

20 wherein Q, Y, R<sup>6</sup>, n, M, L, R<sup>1</sup> and R<sup>2</sup> have the meanings defined in formula (I) or a group convertible thereto and T is a leaving or displaceable group, e.g., halogen, with a compound capable of introducing the group R<sup>3</sup>Z.

25 Thus, compounds of formula (I) wherein Z is a bond and R<sup>3</sup> is an aryl group may be prepared from the halide of formula (VIII) with the appropriate arylboronic acid using a Suzuki coupling reaction or with the appropriate aryl-tin reagent using a Stille displacement reaction.

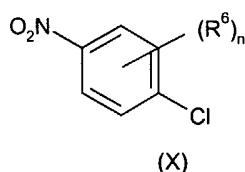
Compounds of formula (I) wherein Z is a methylene group may be prepared by treating a compound of formula (VIII) with an appropriate organo zinc or organo magnesium compound in the presence of a palladium catalyst. The reaction is carried out in an aprotic solvent such as an ether (e.g., THF) and the organo zinc or organo magnesium compound is one capable of introducing the group  $R^3CH_2$ .

Compounds of formula (I) wherein Z is NH or  $NCH_3$  may be prepared by reacting the halide of formula (VIII) with the appropriate amine  $R^3NH_2$  or  $R^3NHCH_3$  in the presence of a palladium catalyst under standard Buchwald conditions.

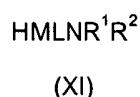
Compounds of formula (I) wherein Z is sulphur may be prepared by reaction of a compound of formula (VIII) with the thiol  $R^3SH$  in the presence of a suitable base such as an alkali metal hydride in an aprotic solvent such as an ether, e.g., THF. Similarly, compounds of formula (I) wherein Z is oxygen may be prepared by the reaction of the compound of formula (VIII) with the compound  $R^3OH$  in the presence of an alkali metal hydride and an aprotic solvent, e.g., DMF.

The anilines of formula (II) are either known compounds or may be prepared by analogous methods described for preparing the known compounds. Thus, compounds of formula (II) wherein L and  $(R^6)_n$  are to form a cyclic group as defined in formula (I) may be prepared using the procedures described in WO 01/2577 A2.

Compounds of formula (II) wherein M is O or S may be prepared by reaction of the nitrochlorobenzene (X)



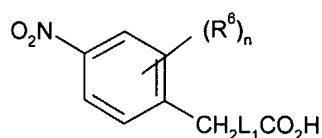
wherein  $R^6$  and n has the meanings defined in formula (I) or is a group convertible thereto, with the compound (XI)



wherein M is O or S and L,  $R^1$  and  $R^2$  have the meaning defined in formula (I) or  $R^1$  and  $R^2$  are protected derivatives thereof, in the presence of a strong base such as sodium hydride in a polar aprotic solvent such as DMF, followed by reduction of the

nitro group to amino using conventional means such as hydrogen and a palladium catalyst or iron and ammonium chloride.

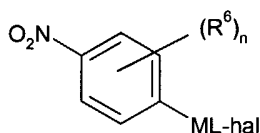
Compounds of formula (II) wherein M is CH<sub>2</sub> may be prepared by reacting an activated derivative of the acid (XII)



(XII)

5 wherein R<sup>6</sup> and n have the meanings as defined in formula (I) and L<sub>1</sub> is a 1 or 2 membered alkylene chain with the amine HNR<sup>1</sup>R<sup>2</sup> wherein R<sup>1</sup> and R<sup>2</sup> have the meanings defined in formula (I) followed by reduction of the resultant amide with borane in an aprotic solvent such as tetrahydrofuran and then reduction of the nitro group using conventional procedures as documented above.

10 Alternatively compounds of formula (I) may be prepared by alkylation of the amino R<sup>1</sup>R<sup>2</sup>NH wherein R<sup>1</sup> and R<sup>2</sup> have the meaning defined in formula (I) or are protected derivatives thereof by reaction with a compound of formula (XIII)



(XIII)

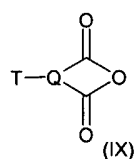
15 wherein R<sup>6</sup>, n, M and L have the meanings defined in formula (I) and hal is a halogen in the presence of a suitable base and a polar solvent such as DMF, and subsequent generation of the required primary amino group by reaction of the corresponding nitro group using a conventional procedure.

20 The compounds of formula (X), (XI), (XII) and (XIII) are either known compounds or may be prepared by analogous methods to those used to prepare the known compounds.

The anhydride (III) is either a known compound or may be prepared by analogous methods to those described for preparing known compounds. Thus the compounds may be prepared from the anhydride (IX)



16

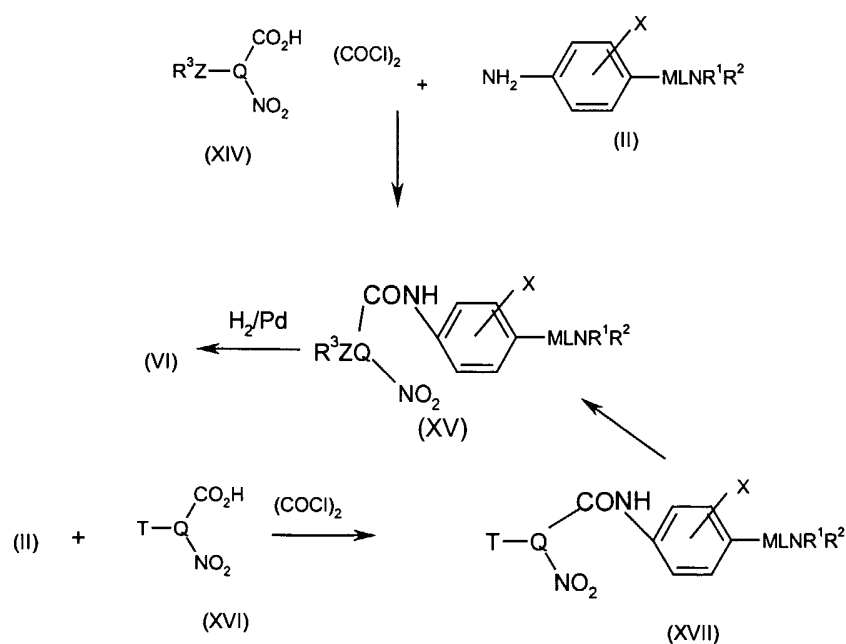


wherein Q has the meaning in formula (I) and T is a leaving group, using the same reaction conditions to introduce the group  $R^3Z$  as described above for the preparation of compounds of formula (I) from the compounds of formula (VIII).

- 5 The ortho dicarboxylic acid (IV) and the imide (IV) may also be prepared in an analogous manner to that for preparing the anhydride (III) from the compound of formula (IX).

Compounds of formula (VI) may be prepared by the process outlined below wherein

10



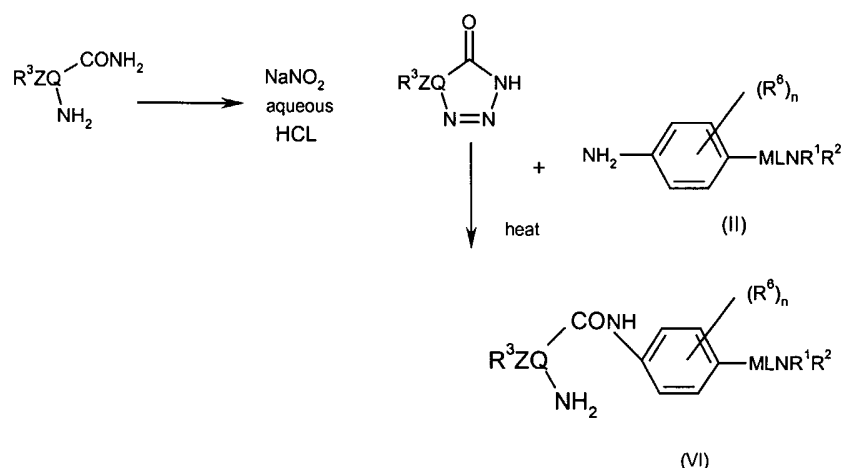
- 15 In the above formulae the groups M, L,  $R^1$ ,  $R^2$ ,  $R^3$ ,  $R^6$ , n, Z and Q have the meaning defined in formula (I) and T is a displaceable group as defined in formula (VIII).

The condensation of an activated derivative, e.g., acid chloride of the acids (XIV) or (XVI) with the amine (II) to give amides (XV) and (XVII) may be carried out under conventional conditions for preparing amides from anilines and a carboxylic acid.

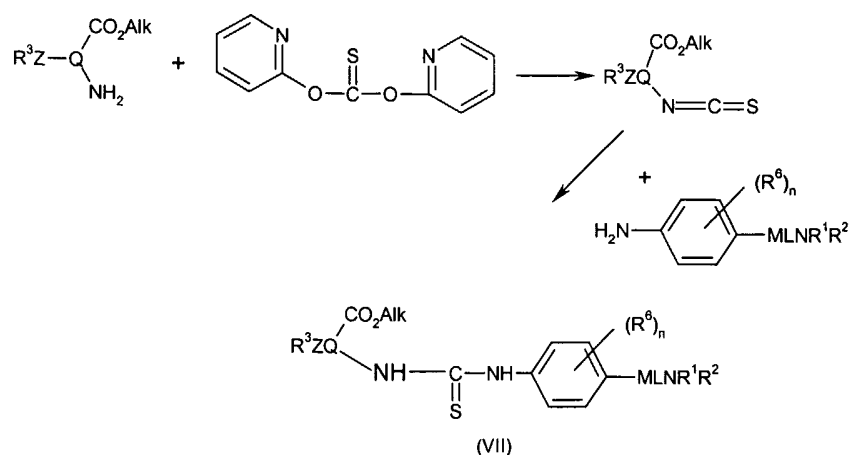
- 5 Compounds of formula (XVII) may be converted into the required compound (XV) using the conditions described above for converting a compound of formula (VIII) into a compound of formula (I).

The carboxylic acid (XIV) may be prepared from the corresponding carboxylic acid (XVI) or a protected derivative thereof by the conditions previously  
10 described above for introducing the group  $R^3Z$  by displacement of the group T.

Alternatively, compounds of formula (VI) may be prepared by the process outlined below wherein  $R^1$ ,  $R^2$ ,  $R^3$ ,  $R^6$ , Z, Q, M, and L are as defined in formula (I).

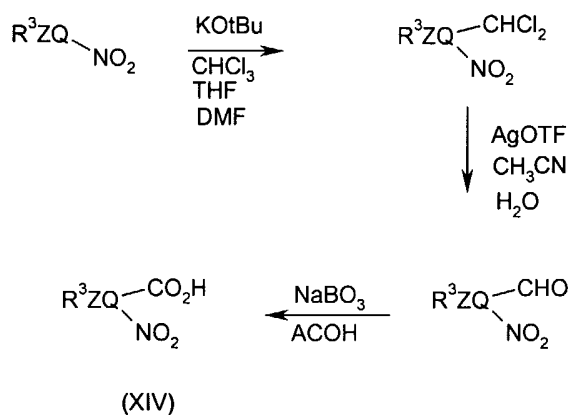


- 15 Compounds of formula (VII) may be prepared by the process as outlined below wherein  $R^1$ ,  $R^2$ ,  $R^3$ ,  $R^6$ , Z, Q, M, and L are as defined in formula (I), and Alk is  $C_{1-4}$  alkyl.



Compounds of formula (VIII) may be prepared from the aniline (II) and the anhydride (IX) or carboxylic acid (XVI) using the general processes described above for preparing the corresponding compounds of formula (I) from the aniline (II).

- 5 The acids of formula (XIV) are either known compounds or can be prepared by analogous processes to those used for preparing the known compounds. Alternatively, they may be prepared by the process outlined below wherein wherein  $R^3$ , Z, and Q are as defined in formula (I).



- 10 In the above processes, it will be appreciated that it may be necessary to carry out the reactions wherein one or more of the groups  $R^3$ , Z, Q, X, M, L,  $R^6$ ,  $R^1$  or  $R^2$  may need to be present in a protected form and then the protecting group(s) removed. The need for such protection will be well understood by those skilled in the art and such protection is clearly within the scope of the present invention.
- 15 Acid addition salts of compounds of formula (I) may be prepared in a conventional manner by treating the compound of formula (I) with the appropriate

inorganic or organic acid. For example, by addition of the acid, optionally as a solution in an organic solvent to a solution of the free base in a suitable solvent.

Compounds for use in this invention and their preparation are illustrated in the following Examples and Tables.

5           These Examples illustrate general procedures and sources of chemicals utilised to prepare compounds whose structures are shown in the Tables of data which follow the Examples. In the case of Examples prepared as members of a coupled array, the synthetic origin of all starting components of the array are shown in the Examples. Rather than detailing the experimental procedure for each case, the  
10           method by which individual members of the array were prepared is indicated in a Table by reference to a related Example. Mass spectral characterisation of all Examples is provided in the tables of data. Additional characterisation is provided for selected representative Examples with full experimental procedures.

#### 15   **Example A1**

##### **2-[4-(2-Diisopropylamino-ethoxy)-3-methoxy-phenyl]-5-phenyl-isoindole-1,3-dione**

4-Bromophthalic anhydride [Apin] (2.27 g, 10mmol) was dissolved in 1,2-dichloromethane (8ml), and pyridine (10mmol, 0.81ml) was added, followed by 4-(2-  
20   diisopropylamino-ethoxy)-3-methoxy-phenylamine [**Patent WO-9901127**] (2.44 g, 10mmol) and a catalytic amount of 4-dimethylaminopyridine [Aldrich]. The mixture was heated for 16 h at 85°C. The mixture was evaporated *in vacuo* and applied to a Biotage Flash40M cartridge, (eluting with dichloromethane – methanol – aqueous ammonia) to give the 5-bromo-2-[4-(2-diisopropylamino-ethoxy)-3-methoxy-phenyl]-  
25   isoindole-1,3-dione 3.05g, 68%, as the trifluoroacetate salt;

<sup>1</sup>H NMR (CDCl<sub>3</sub>): δ 1.06 (12H, bd), 2.92 (2H, bt), 3.05 (2H, bm), 3.88 (3H, s), 3.99 (2H, bt), 6.89-7.03 (3H, m), 7.78 (1H, d), 7.91 (1H, dd) 8.06 (1H, d); *m/z* [AP<sup>+</sup>] 475, 477 (M+H<sup>+</sup>, 100%).

A solution of this material (331mg, 0.7mmol) in benzene (46ml), ethanol (9ml) and  
30   aqueous sodium carbonate (2M, 9ml) was degassed and treated with phenyl boronic acid (85mg, 0.7mmol) and tetrakis(triphenylphosphine) palladium[0] (20mg). The mixture was brought to reflux (80°C) for 16 hours then cooled and filtered through

filter-aid, washing with dichloromethane. The filtrate was evaporated and the residue subjected to flash chromatography on silica gel (eluting with methanol – dichloromethane – aqueous ammonia) to obtain the title compound;

<sup>1</sup>H NMR (CDCl<sub>3</sub>): δ 1.06 (12H, d), 2.94 (2H, t), 3.07 (2H, m), 3.89 (3H, s), 4.00 (2H, t), 6.95-7.00 (3H, m), 7.35-7.52 (3H, m), 7.67 (2H, dd), 7.99 (2H, s), 8.15 (1H, s), which crystallised on treatment with 1M HCl in ether to a white solid.

### Example A2

#### 5-Benzyl-2-[4-(2-diisopropylamino-ethoxy)-3-methoxy-phenyl]-isoindole-1,3-dione

A mechanically agitated piece of zinc foil [Aldrich] (99.99%, 0.1 mm thick, 0.5g), in dry THF under argon was treated with trimethylsilyl chloride (20ul), then after ten minutes, 1,2-dibromoethane (80ul). The mixture was stirred for 20 minutes then a solution of benzyl bromide (5mmol, 0.59ml) and THF (4.4ml) introduced. The mixture was stirred at 0°C for 2h then warmed to RT for 1h. A 2.6ml portion of the resulting solution was added to a mixture of 5-bromo-2-[4-(2-diisopropylamino-ethoxy)-3-methoxy-phenyl]-isoindole-1,3-dione [Example A1], tetrakis(triphenylphosphine) palladium[0] (5mol%, 120mg), and THF (3ml). The mixture was heated at 60°C for 16h. The resulting solution was evaporated and partially purified by flash chromatography (dichloromethane – methanol – aqueous ammonia) on silica gel before being further purified by reverse phase chromatography (aq. MeCN / TFA) to give the title compound as the trifluoroacetate salt;

<sup>1</sup>H NMR (CDCl<sub>3</sub>): δ 1.45 (12H, m), 3.52 (2H, t), 3.84 (2H, s), 3.85 (3H, sm), 4.15 (2H, m), 4.74 (2H, t), 5.80 (1H, bs), 6.92-7.04 (3H, m), 7.19-7.35 (5H, m), 7.60 (1H, dd), 7.75 (1H, s), 7.83 (1H, d).

### Example A3

#### 2-[4-(2-Diisopropylamino-ethoxy)-3-methoxy-phenyl]-5-phenylamino-isoindole-1,3-dione

A mixture of palladium II acetate (7.5mg, 0.04mmol), 2-(dicyclohexylphosphino)biphenyl [Digital] (0.06mmol, 21mg) and cesium carbonate (205mg, 0.63mmol) in 1,4-dioxane (5ml) was sonicated under argon for 40 minutes.

To this suspension was added a mixture of 5-bromo-2-[4-(2-diisopropylamino-ethoxy)-3-methoxy-phenyl]-isoindole-1,3-dione [**Example A1**] (200mg, 0.42mmol) and aniline (0.42mmol, 39mg) in 1,4-dioxane (1ml). The mixture was heated at 85°C for 16h then the cooled mixture filtered through filter-aid and the filtrate evaporated.

5 The residue was subjected to purification by preparative reverse phase chromatography (aq. MeCN, TFA) to give the title compound as the trifluoroacetate salt;

<sup>1</sup>H NMR (CDCl<sub>3</sub>): δ 1.46 (12H, m), 3.51 (2H, t), 3.80-3.87 (2H, m), 3.86 (3H, s), 4.50 (2H, t), 6.4 (1H, bs), 6.94-7.03 (3H, m), 7.17-7.24 (4H, m), 7.38-7.44 (3H, m), 7.75 (1H, d).

#### **Example A4**

#### **2-[3-Methoxy-4-(2-pyrrolidin-1-yl-ethoxy)-phenyl]-5-phenoxy-isoindole-1,3-dione hydrochloride**

15 To a solution of the 1-(2-hydroxyethyl)-pyrrolidine [Aldrich], (1.87ml, 16mmol) in dimethylformamide was added portionwise sodium hydride [60% dispersion in oil, (544mg, 16mmol). After stirring at room temperature for 10 minutes a solution of 1-chloro-2-methoxy-4-nitro-benzene [Avocado] (3g, 16mmol) in dimethylformamide (10ml) was added dropwise. The reaction mixture was left stirring at room

20 temperature for 16hrs then concentrated. The residue was dissolved in ethyl acetate (200ml) and washed with water (3 x 50ml). The organic phase was dried with magnesium sulphate, evaporated and the residue purified by flash chromatography on silica gel using dichloromethane - aq. ammonia - methanol as eluent to afford 1-[2-(2-methoxy-4-nitro-phenoxy)-ethyl]-pyrrolidine as a brown oil.

25 <sup>1</sup>H NMR (CDCl<sub>3</sub>): δ 1.82 (4H, m), 2.65 (4H, m), 3.01 (2H, t), 3.94 (3H, s), 4.24 (2H, t), 6.92 (1H, d), 7.74 (1H, d), and 7.89(1H, dd); MS (AP +ve): *m/z* 267 [M+H]<sup>+</sup>.

To a solution of 1-[2-(2-methoxy-4-nitro-phenoxy)-ethyl]-pyrrolidine (2.3g, 8.6mmol) in ethanol (100ml) was added 10% Pd/C (50mg). The mixture was stirred at room temperature under an atmosphere of hydrogen at atmospheric pressure for 16h,

30 then filtered through celite and the filtrate concentrated to give the corresponding aniline; 3-methoxy-4-(2-pyrrolidin-1-yl-ethoxy)-phenylamine, as a brown solid.

<sup>1</sup>H NMR (CDCl<sub>3</sub>): δ 1.80 (4H, m), 2.62 (4H, m), 2.89 (2H, t), 3.5 (2H, brs), 3.80 (3H, s), 4.06 (2H, t), 6.20 (1H, dd), 6.29 (1H, d) and 6.75 (1H, d); MS (AP +ve): *m/z* 237 [M+H]<sup>+</sup>.

- 4-Phenoxy-phthalic acid [J. Org. Chem. (1977), 42(21), 3425-31] (893mg, 3.5mmol) was dissolved in DMF (30ml) and polymer bound *N*-cyclohexylcarbodiimide [Argonaut Technologies](1.69 mol. eq./g, 4.1 g) was added, followed by a solution of 3-methoxy-4-(2-pyrrolidin-1-yl-ethoxy)-phenylamine (817mg, 3.5mmol) in DMF (5ml) and a catalytic amount of DMAP. The mixture was stirred for 16 h at ambient temperature. The resin was filtered off over filter-aid, washing with dichloromethane. The filtrate was evaporated *in vacuo* and purified by chromatography using a Biotage Flash40M cartridge (eluting with dichloromethane – methanol - aqueous ammonia). The resulting yellow oil was dissolved in CHCl<sub>3</sub> and treated with ethereal HCl (1 M, 2ml) to give a yellow solid. Recrystallisation from methanol/diethyl ether gave the title compound as an off-white solid (328mg, 0.7mmol);
- <sup>1</sup>H NMR (CDCl<sub>3</sub>): δ 12.82 (1H, br), 7.88 (1H, dd), 7.45-7.27 (5H, m), 7.13-6.94 (5H, m), 4.57 (2H, t), 3.91 (2H, br), 3.86 (3H, s), 3.50 (2H, br), 3.07 (2H, br), 2.26-2.07 (4H, m, br).

#### Example A5

- 2-[3-Methoxy-4-(2-pyrrolidin-1-yl-ethoxy)-phenyl]-5-phenylamino-isoindole-1,3-dione**

- 3-Methoxy-4-(2-pyrrolidin-1-yl-ethoxy)-phenylamine [Example A4] was used in the same manner as 4-(2-diisopropylamino-ethoxy)-3-methoxy-phenylamine in the procedure of Example A1 to form 5-bromo-2-[3-methoxy-4-(2-pyrrolidin-1-yl-ethoxy)-phenyl]-isoindole-1,3-dione;

<sup>1</sup>H NMR (CDCl<sub>3</sub>): δ 2.05 (4H, m), 3.15 (4H, bs), 3.32 (2H, t), 3.87 (3H, s), 4.43 (2H, t), 6.92-7.06 (3H, m), 7.80 (1H, d), 7.92 (1H, dd), 8.07 (1H, d).

- This material was used in the procedure of Example A3 in place of 5-bromo-2-[4-(2-diisopropylamino-ethoxy)-3-methoxy-phenyl]-isoindole-1,3-dione to afford the title compound as a trifluoroacetate salt;

<sup>1</sup>H NMR (CDCl<sub>3</sub>): δ 2.12 (4H, bd), 2.5 (1H, bs), 3.08 (2H, bm), 3.55 (2H, m), 3.85 (3H, s), 3.88 (2H, m), 4.12 (2H, t), 6.96 (3H, m), 7.17-7.26 (4H, m), 7.39-7.44 (3H, m), 7.73 (1H, d) 12.5 (1H, bs).

5 **Example A6**

**5-Benzyl-2-[3-methoxy-4-(2-pyrrolidin-1-yl-ethoxy)-phenyl]-isoindole-1,3-dione**

5-Bromo-2-[3-methoxy-4-(2-pyrrolidin-1-yl-ethoxy)-phenyl]-isoindole-1,3-dione

**[Example A5]**

was used in the same manner as 5-bromo-2-[4-(2-diisopropylamino-ethoxy)-3-methoxy-phenyl]-isoindole-1,3-dione in the procedure of **Example A2** to afford the title compound as the trifluoroacetate salt;

<sup>1</sup>H NMR (CDCl<sub>3</sub>): δ 2.14 (4H, bm), 3.10 (2H, m), 3.59 (2H, bt), 3.84 (3H, s), 3.91 (2H, m), 4.15 (2H, d), 4.43 (2H, t), 6.2 (1H, bs), 6.94-6.99 (3H, m), 7.18-7.74 (7H, m), 7.85 (1H, d).

15

**Example A7**

**2-[3-Methoxy-4-(2-pyrrolidin-1-yl-ethoxy)-phenyl]-5-(phenylthio)-isoindole-1,3-dione**

4-Fluorophthalic anhydride [Acros] (0.84g, 5mmol) was dissolved in dichloromethane (30ml) and polymer bound N-cyclohexylcarbodiimide [Argonaut Technologies](1.69 mol. eq./g, 3g) was added, followed by a solution of 3-methoxy-4-(2-pyrrolidin-1-yl-ethoxy)-phenylamine [**Example A4**] (1.18g, 5.0mmol) and a catalytic amount of 4-dimethylaminopyridine. The mixture was stirred for 16 h at ambient temperature. The resin was filtered off over filter-aid, and washed with dichloromethane. The filtrate was evaporated *in vacuo* and purified by chromatography using a Biotage Flash40M cartridge, eluting with dichloromethane - methanol to give the 5-fluoro-2-[3-methoxy-4-(2-pyrrolidin-1-yl-ethoxy)-phenyl]-isoindole-1,3-dione;

25

<sup>1</sup>H NMR (CDCl<sub>3</sub>): δ 2.12 (4H, m), 3.32 (4H, bs), 3.44 (2H, t), 3.86 (3H, s), 4.48 (2H, t), 6.93-7.03 (3H, m), 7.45 (1H, dt), 7.60 (1H, dd), 7.90 (1H, dd); *m/z* [AP<sup>+</sup>] 458

30

(M+H<sup>+</sup>, 100%).

A portion of this material (96mg, 0.25mmol) was added to a stirred mixture of thiophenol (55mg, 0.5mmol) and sodium hydride (60% oil dispersion, 16mg /



0.4mmol) in DMF (2ml) and the mixture warmed to 50°C. The solution was cooled, evaporated and the residue purified by reverse phase chromatography (acetonitrile – water – TFA) to give the title compound as the trifluoroacetate salt, an off white solid; <sup>1</sup>H NMR (CDCl<sub>3</sub>): δ 1.85 (4H, m), 2.74 (4H, m), 3.02 (2H, t), 3.85 (3H, s), 4.22 (2H, t), 6.89- 6.97 (3H, m), 7.44-7.60 (7H, m), 7.76 (1H, d).

#### **Example A8**

##### **5-[(4-chlorophenyl)thio]-2-[3-methoxy-4-(2-pyrrolidin-1-ylethoxy)phenyl]-1*H*-isoindole-1,3(2*H*)-dione**

10 Using the method of **Example A7** but utilising 4-chlorothiophenol [Aldrich] in place of thiophenol to give the title compound as the trifluoroacetate salt.

#### **Example A9**

15 **5-[(3-methoxyphenyl)thio]-2-[3-methoxy-4-(2-pyrrolidin-1-ylethoxy)phenyl]-1*H*-isoindole-1,3(2*H*)-dione**

Using the method of **Example A7** but utilising 3-methoxythiophenol [Aldrich] in place of thiophenol to give the title compound as the trifluoroacetate salt.

#### **Example A10**

20 **5-[(4-hydroxyphenyl)thio]-2-[3-methoxy-4-(2-pyrrolidin-1-ylethoxy)phenyl]-1*H*-isoindole-1,3(2*H*)-dione**

Using the method of **Example A7** but utilising 4-hydroxythiophenol [Aldrich] in place of thiophenol to give the title compound as the trifluoroacetate salt.

25 **Example A11**

**5-[(4-fluorophenyl)thio]-2-[3-methoxy-4-(2-pyrrolidin-1-ylethoxy)phenyl]-1*H*-isoindole-1,3(2*H*)-dione**

Using the method of **Example A7** but utilising 4-fluorothiophenol [Aldrich] in place of thiophenol to give the title compound as the trifluoroacetate salt.

30

**Example A12****5-[(4-aminophenyl)thio]-2-[3-methoxy-4-(2-pyrrolidin-1-ylethoxy)phenyl]-1*H*-isoindole-1,3(2*H*)-dione**

Using the method of **Example A7** but utilising 4-aminothiophenol [Aldrich] in place  
5 of thiophenol to give the title compound as the trifluoroacetate salt.

**Example A13****2-[3-methoxy-4-(2-pyrrolidin-1-ylethoxy)phenyl]-5-[[4-(trifluoromethyl)phenyl]thio]-1*H*-isoindole-1,3(2*H*)-dione**

10 Using the method of **Example A7** but utilising 4-trifluoromethylthiophenol [Aldrich] in place of thiophenol to give the title compound as the trifluoroacetate salt.

**Example A14****5-[(4-methoxyphenyl)thio]-2-[3-methoxy-4-(2-pyrrolidin-1-ylethoxy)phenyl]-1*H*-isoindole-1,3(2*H*)-dione**

15 Using the method of **Example A7** but utilising 4-methoxythiophenol [Aldrich] in place of thiophenol to give the title compound as the trifluoroacetate salt.

**Example A15****20 5-(4-Chloro-phenoxy)-2-[3-methoxy-4-(2-pyrrolidin-1-yl-ethoxy)-phenyl]-isoindole-1,3-dione**

4-Fluorophthalic anhydride (42mg, 0.25mmol) in DMF (0.5ml) was treated with 4-chlorophenol (32mg, 0.25mmol) and sodium hydride (60% oil disp. 10mg, 0.25mmol). The mixture was heated to 140°C for 15 minutes then cooled,  
25 dichloromethane (5ml) added, 3-methoxy-4-(2-pyrrolidin-1-yl-ethoxy)-phenylamine [**Example A4**] (59mg, 0.25mmol) introduced, polymer bound N-cyclohexylcarbodiimide (1.69 mol. eq./g, 0.5g) added, polymer bound diethylisopropylamine resin [Argonaut Technologies] (3.49 mol. eq./g, 0.2g) added and the mixture stirred at RT for 16hours. The solution was filtered through filter-aid,  
30 washing with dichloromethane, the combined organic phases evaporated and purified by reverse phase chromatography (acetonitrile – water- TFA) to give the title compound as its trifluoroacetate salt;

<sup>1</sup>H NMR (CDCl<sub>3</sub>): δ 2.1 (2H, bs), 2.25 (2H, bs), 3.05 (2H, bs), 3.55 (2H, bs), 3.83 (3H, s), 3.89 (2H, bs), 4.55 (2H, bs) 6.97- 7.19 (5H, m), 7.39 (1H, d), 7.47 (1H, s), 7.70 (2H, d), 7.93 (1H, d), 12.7 (1H, bs).

5 **Example A16**

**5-(4-fluorophenoxy)-2-[3-methoxy-4-(2-pyrrolidin-1-ylethoxy)phenyl]-1H-isoindole-1,3(2H)-dione**

5-Nitro-2-phenylisoindole-1,3-dione (5.9 g, 22mmol) was dissolved in DMF (40ml) and sodium 4-fluorophenolate (3.1 g, 23.1mmol) was added. The resulting mixture  
10 was stirred at 100 °C for 2 hours under an argon atmosphere. The mixture was allowed to cool to RT then poured into 4 % aqueous HCl. The yellow precipitate which formed was filtered off, washed with water and recrystallised (DCM/TBME) to yield (4-fluorophenoxy)-2-phenylisoindol-1,3-dione (2.4 g, 41 %);

MS [APCI<sup>+</sup>] 334 (100%, M+H<sup>+</sup>).

15 This phthalimide (1.4 g, 4.2mmol), ethyleneglycol (20 mL) and 25 % aqueous NaOH (4 mL) were heated at 140 °C for 16hours. The resulting mixture was poured into 1M aqueous HCl to give an orange precipitate. This was washed with 0.1 M aqueous HCl and water then dried to afford 4-(4-fluorophenoxy)phthalic acid in 65 % yield; *m/z* [APCI<sup>-</sup>] 275 (20%, M-H<sup>-</sup>), 231 (100%).

20 Using the procedure of **Example A4** but utilising 4-(4-fluorophenoxy)phthalic acid in place of 4-phenoxyphthalic acid gave the title compound which crystallised from ethereal hydrochloric acid to give a white solid.

Also by the method of **Example A15** but using 4-fluorophenol in place of 4-chlorophenol to give the title compound as the trifluoroacetate salt.

25

**Example A17**

**5-(4-Trifluoromethyl-phenoxy)-2-[3-methoxy-4-(2-pyrrolidin-1-yl-ethoxy)-phenyl]-isoindole-1,3-dione**

Using the method of **Example A15** but utilising 4-trifluoromethylphenol [Aldrich] in  
30 place of 4-chlorophenol to give the title compound as the trifluoroacetate salt.

**Example A18****5-(4-Fluoromethyl-phenoxy)-2-[3-methoxy-4-(2-pyrrolidin-1-yl-ethoxy)-phenyl]-isoindole-1,3-dione**

Using the method of **Example A15** but utilising 4-fluoro-3-chlorophenol [Aldrich] in place of 4-chlorophenol to give the title compound as the trifluoroacetate salt.

**Example A19****5-(3-Fluoro-phenoxy)-2-[3-methoxy-4-(2-pyrrolidin-1-yl-ethoxy)-phenyl]-isoindole-1,3-dione**

Using the method of **Example A15** but utilising 3-fluorophenol [Aldrich] in place of 4-chlorophenol to give the title compound as the trifluoroacetate salt.

**Example A20****5-(3-Chloro-phenoxy)-2-[3-methoxy-4-(2-pyrrolidin-1-yl-ethoxy)-phenyl]-isoindole-1,3-dione**

Using the method of **Example A15** but utilising 3-chlorophenol [Aldrich] in place of 4-chlorophenol to give the title compound as the trifluoroacetate salt.

**Example A21****5-(3-*tert*-Butyl-phenoxy)-2-[3-methoxy-4-(2-pyrrolidin-1-yl-ethoxy)-phenyl]-isoindole-1,3-dione**

Using the method of **Example A15** but utilising 3-*tert*-butylphenol [Aldrich] in place of 4-chlorophenol to give the title compound as the trifluoroacetate salt.

**Example A22****5-(3-Methoxy-phenoxy)-2-[3-methoxy-4-(2-pyrrolidin-1-yl-ethoxy)-phenyl]-isoindole-1,3-dione**

Using the method of **Example A15** but utilising 3-methoxyphenol [Aldrich] in place of 4-chlorophenol to give the title compound as the trifluoroacetate salt.

**Example A23****5-(3-Methyl-phenoxy)-2-[3-methoxy-4-(2-pyrrolidin-1-yl-ethoxy)-phenyl]-isoindole-1,3-dione**

Using the method of **Example A15** but utilising 3-methylphenol [Aldrich] in place of  
5 4-chlorophenol to give the title compound as the trifluoroacetate salt.

**Example A24****5-(4-Methyl-phenoxy)-2-[3-methoxy-4-(2-pyrrolidin-1-yl-ethoxy)-phenyl]-isoindole-1,3-dione**

10 Using the method of **Example A15** but utilising 4-methylphenol [Aldrich] in place of  
4-chlorophenol to give the title compound as the trifluoroacetate salt.

**Example A25****15 5-(4-Cyano-phenoxy)-2-[3-methoxy-4-(2-pyrrolidin-1-yl-ethoxy)-phenyl]-isoindole-1,3-dione**

Using the method of **Example A15** but utilising 4-cyanophenol [Aldrich] in place of  
4-chlorophenol to give the title compound as the trifluoroacetate salt.

**Example A26****20 5-(2-Cyano-phenoxy)-2-[3-methoxy-4-(2-pyrrolidin-1-yl-ethoxy)-phenyl]-isoindole-1,3-dione**

Using the method of **Example A15** but utilising 2-cyanophenol [Aldrich] in place of  
4-chlorophenol to give the title compound as the trifluoroacetate salt.

**25 Example A27****2-[3-methoxy-4-(2-pyrrolidin-1-ylethoxy)phenyl]-5-[2-(methylthio)phenoxy]-1*H*-isoindole-1,3(2*H*)-dione**

Using the method of **Example A15** but utilising 2-(methylthio)phenol [Aldrich] in  
place of 4-chlorophenol to give the title compound as the trifluoroacetate salt.

**Example A28****5-(2-Bromo-phenoxy)-2-[3-methoxy-4-(2-pyrrolidin-1-yl-ethoxy)-phenyl]-isoindole-1,3-dione**

Using the method of **Example A15** but utilising 2-bromo-phenol [Aldrich] in place of  
5 4-chlorophenol to give the title compound as the trifluoroacetate salt.

**Example A29****5-(2-Chloro-phenoxy)-2-[3-methoxy-4-(2-pyrrolidin-1-yl-ethoxy)-phenyl]-isoindole-1,3-dione**

10 Using the method of **Example A15** but utilising 2-chloro-phenol [Aldrich] in place of  
4-chlorophenol to give the title compound as the trifluoroacetate salt.

**Example A30****15 5-(2-Fluoro-phenoxy)-2-[3-methoxy-4-(2-pyrrolidin-1-yl-ethoxy)-phenyl]-isoindole-1,3-dione**

Using the method of **Example A15** but utilising 2-fluoro-phenol [Aldrich] in place of  
4-chlorophenol to give the title compound as the trifluoroacetate salt.

**Example A31****20 5-(2-Ethyl-phenoxy)-2-[3-methoxy-4-(2-pyrrolidin-1-yl-ethoxy)-phenyl]-isoindole-1,3-dione**

Using the method of **Example A15** but utilising 2-ethyl-phenol [Aldrich] in place of  
4-chlorophenol to give the title compound as the trifluoroacetate salt.

**25 Example A32****5-(2-,5-Difluorophenoxy)-2-[3-methoxy-4-(2-pyrrolidin-1-yl-ethoxy)-phenyl]-isoindole-1,3-dione**

Using the method of **Example A15** but utilising 2,5-difluorophenol [Aldrich] in place  
of 4-chlorophenol to give the title compound as the trifluoroacetate salt.

**Example A33****5-(2-Trifluoromethylphenoxy)-2-[3-methoxy-4-(2-pyrrolidin-1-yl-ethoxy)-phenyl]-isoindole-1,3-dione**

Using the method of **Example A15** but utilising 2-trifluoromethylphenol [Aldrich] in  
5 place of 4-chlorophenol to give the title compound as the trifluoroacetate salt.

**Example A34****5-(2,4-Difluorophenoxy)-2-[3-methoxy-4-(2-pyrrolidin-1-yl-ethoxy)-phenyl]-isoindole-1,3-dione**

10 Using the method of **Example A15** but utilising 2,4-difluorophenol [Aldrich] in place of 4-chlorophenol to give the title compound as the trifluoroacetate salt.

**Example A35****15 5-(4-Fluoro-2-methoxyphenoxy)-2-[3-methoxy-4-(2-pyrrolidin-1-yl-ethoxy)-phenyl]-isoindole-1,3-dione**

Using the method of **Example A15** but utilising 4-fluoro-2-methoxyphenol [Aldrich] in place of 4-chlorophenol to give the title compound as the trifluoroacetate salt.

**Example A36****20 5-(2-Methoxyphenoxy)-2-[3-methoxy-4-(2-pyrrolidin-1-yl-ethoxy)-phenyl]-isoindole-1,3-dione**

Using the method of **Example A15** but utilising 2-methoxyphenol [Aldrich] in place of 4-chlorophenol to give the title compound as the trifluoroacetate salt.

**25 Example A37****5-(Cyclohex-2-enyloxy)-2-[3-methoxy-4-(2-pyrrolidin-1-ylethoxy)phenyl]isoindol-1,3-dione**

Using the procedure of **Example A39** but utilising racemic 2-cyclohexenol [Aldrich] in place of 3-methyl-2-butenol to give first 4-(cyclohex-2-enyloxy)-phthalic acid  
30 dimethyl ester;

<sup>1</sup>H NMR (CDCl<sub>3</sub>): δ 1.60-2.20 (m, 6H), 3.86 (s, 3H), 3.90 (s, 3H), 4.85-4.90 (m, 1H), 5.81-5.85 (m, 1H), 5.98-6.02 (m, 1H), 6.99 (d, *J* 8.8, 1H), 7.07 (s, 1H), 7.79 (d, *J* 8.8, 1H).

This was progressed in the same manner as 4-(3-methylbut-2-enyloxy)phthalic acid dimethyl ester in the same example to give the title compound as the hydrochloride salt, a racemate.

### Example A38

#### 2-[3-Methoxy-4-(2-pyrrolidin-1-ylethoxy)phenyl]-5-(pent-2-enyloxy)isoindol-1,3-dione

Using the procedure of **Example A39** but utilising a 2.7:1 mixture of *Z* and *E*-pent-2-enol [Aldrich] in place of 3-methyl-2-butenol to give the title compound as a 2.7:1 mixture of *Z* and *E* isomers as their hydrochloride salts

### Example A39

#### 2-[3-Methoxy-4-(2-pyrrolidin-1-ylethoxy)phenyl]-5-(3-methylbut-2-enyloxy)isoindol-1,3-dione

3-Methyl-2-butenol [Aldrich] was used in place of allyl alcohol in the procedure described in *Angew. Chem.*, **1992**, *104*, 198-200, to prepare 4-allyloxyphthalic acid dimethyl ester. This gave 4-(3-methylbut-2-enyloxy)phthalic acid dimethyl ester;

<sup>1</sup>H NMR (CDCl<sub>3</sub>): δ 1.74 (s, 3H), 1.80 (s, 3H), 3.86 (s, 3H), 3.91 (s, 3H), 4.56 (d, *J* 6.7, 2H), 5.44-5.48 (m, 1H), 6.98 (d, *J* 8.6, 1H), 7.07 (s, 1H), 7.79 (d, *J* 8.6, 1H).

This material was treated by the same procedure used in *Angew. Chem.*, **1992**, *104*, 198-200, to prepare 4-allyloxyphthalic acid from 4-allyloxyphthalic acid dimethyl ester, and afforded 4-(3-methylbut-2-enyloxy)phthalic acid;

<sup>1</sup>H NMR (CD<sub>3</sub>OD): δ 1.76 (s, 3H), 1.79 (s, 3H), 4.62 (d, *J* 6.8, 2H), 5.44-5.47 (m, 1H), 7.05 (d, *J* 8.8, 1H), 7.09 (s, 1H), 7.81 (d, *J* 8.8, 1H).

A mixture of this acid (67mg, 0.27mmol), 3-methoxy-4-(2-pyrrolidin-1-yl-ethoxy)-phenylamine [**Example A4**] (67mg, 0.28mmol) and *N*-cyclohexylcarbodiimide resin (1.69 mol. eq./g, 0.46 g, 0.78mmol) was stirred in a 50:50 mixture of DMF and dichloromethane (1.5ml) at room temperature under argon for 16h. The mixture was filtered through filter-aid and the resin washed several times with dichloromethane.



The filtrate was evaporated and the crude residue purified by flash chromatography on silica gel eluting with methanol in dichloromethane to yield the title compound as a brown oil;

<sup>1</sup>H NMR (CDCl<sub>3</sub>): δ 1.78 (s, 3H), 1.82-1.87 (m, 7H), 2.62-2.80 (m, 4H), 3.01 (t, *J* 6.0, 2H), 3.86 (s, 3H), 4.22 (t, *J* 6.4, 2H), 4.66 (d, *J* 6.8, 2H), 5.47-5.51 (m, 1H), 6.92-7.01 (m, 3H), 7.21 (d, *J* 8.4, 1H), 7.40 (s, 1H), 7.82 (d, *J* 8.4, 1H),

which was converted to the hydrochloride salt by treatment with ethereal hydrogen chloride (1M).

#### 10 **Example A40**

##### **2-[3-Methoxy-4-(2-pyrrolidin-1-ylethoxy)phenyl]-5-(2-methylallyloxy)isoindol-1,3-dione**

Using the procedure of **Example A39** but utilising 2-methyl-propenol [Aldrich] in place of 3-methyl-2-butenol to give the title compound as the hydrochloride salt.

15

#### **Example A41**

##### **5-(Cyclopent-2-enyloxy)-2-[3-methoxy-4-(2-pyrrolidin-1-yl-ethoxy)-phenyl]-isoindole-1,3-dione**

Using the procedure of **Example A39** but utilising racemic 2-cyclopentenol [Wiley] in place of 3-methyl-2-butenol to give the title compound as the hydrochloride salt, a racemate.

#### **Example A42**

##### **5-Cyclohexyloxy-2-[3-methoxy-4-(2-pyrrolidin-1-ylethoxy)phenyl]isoindol-1,3-dione**

4-(Cyclohex-2-enyloxy)-phthalic acid dimethyl ester [**Example A37**] (67mg, 0.23mmol) was hydrogenated under an atmosphere of hydrogen at room temperature and pressure with 10% wet Pd/C (ca. 200mg) in THF (5mL) for 24h. The catalyst was removed by filtration and the solvent was evaporated under vacuum. The crude material was purified by flash chromatography on silica gel eluting with 0-20% MeOH in DCM to yield 4-cyclohexyloxy-phthalic acid dimethyl ester as an oil. *m/z* (APCI+) 293 (15%, [M+H]<sup>+</sup>), 179 (100), 261 (65).

30

This was used in the procedure of **Example A39** in place of 4-(3-methylbut-2-enyloxy)phthalic acid dimethyl ester to give the title compound;

<sup>1</sup>H NMR (CDCl<sub>3</sub>): δ 1.30-2.03 (m, 14H), 2.68-2.80 (m, 4H), 3.01 (t, 2H), 3.86 (s, 3H), 4.22 (t, 2H), 4.40-4.46 (m, 1H), 6.92-7.00 (m, 3H), 7.19 (d, 1H), 7.38 (s, 1H), 7.81 (d, 1H); *m/z* (APCI-) 463 (20%, [M-H]<sup>-</sup>), 381 (100%).

#### **Example A43**

##### **5-(Cyclopentyloxy)-2-[3-methoxy-4-(2-pyrrolidin-1-yl-ethoxy)-phenyl]-isoindole-1,3-dione**

10 Using the procedure of **Example A42** but utilising racemic 4-(cyclopent-2-enyloxy)-phthalic acid dimethyl ester [**Example A41**] in place of 4-(cyclohex-2-enyloxy)-phthalic acid dimethyl ester to give the title compound as the hydrochloride salt, a racemate

#### **Examples B1, B2**

##### **2-[4-(2-Diisopropylamino-ethoxy)-3-methoxy-phenyl]-5-phenyl-2,3-dihydro-isoindol-1-one**

##### **2-[4-(2-Diisopropylamino-ethoxy)-3-methoxy-phenyl]-6-phenyl-2,3-dihydro-isoindol-1-one**

20 A solution of 5-bromo-2-[4-(2-diisopropylamino-ethoxy)-3-methoxy-phenyl]-isoindole-1,3-dione [**Example A1**] (66mg, 0.14mmol) was dissolved in THF (ml) and treated with sodium borohydride (5.2mg, 0.14mmol). After stirring for 2 hours, the mixture was treated with isopropanol, stirred for a further 1h then treated with acetic acid (2 drops) and stirred for 16h at RT. The solvent was removed and the residue  
25 purified by flash chromatography to give an approximately 1:1 mixture of the 5- and 6- bromo substituted isomers of 2-[4-(2-diisopropylamino-ethoxy)-3-methoxy-phenyl]-3-hydroxy-2,3-dihydro-isoindol-1-one (37mg). This material was dissolved in dichloromethane (2ml) and treated with triethylsilane (1ml) and trifluoroacetic acid (0.5ml). The mixture was stirred at RT for 16 hours, the solvents were removed *in vacuo* and the residue purified by flash chromatography on silica gel (eluting with  
30 methanol – dichloromethane – aq. ammonia) to obtain 2-[4-(2-diisopropylamino-ethoxy)-3-methoxy-phenyl]-2,3-dihydro-isoindol-1-one as an approximately 1:1

mixture of 5- and 6-bromo isomers (33mg). A solution of this material in benzene (5ml) was treated with aqueous sodium carbonate (2M, 1ml), ethanol (1ml), phenylboronic acid (9mg, 0.07mmol) and tetrakis(triphenylphosphine) palladium[0] (10mg) and the mixture heated to reflux for 16h. The less dense phase was decanted, 5 filtered through filter-aid (washing with dichloromethane), the filtrate evaporated and purified by flash chromatography on silica gel (eluting with dichloromethane – methanol – aq. ammonia) and reverse phase preparative chromatography (aq. MeCN, TFA) to give the title compounds as an approximately 1:1 mixture of isomers as their TFA salts;

10 <sup>1</sup>H NMR (CDCl<sub>3</sub>): δ 1.5 (bd, 12H), 3.47 (d, 2H), 3.82 (m, 2H), 3.93 (s, 3H), 4.5 (t, 2H), 4.88, 4.89 (2s, 2H), 6.94-7.05 (2H, m), 7.25-7.75 (7H, m), 7.84 (0.5H, dd), 7.96 (0.5H, dd), 8.08-8.17 (1H, m), 12.5 (1H, bs) (m/z AP+) 459.

### Example B3

15 **2-[3-Methoxy-4-(2-pyrrolidin-1-yl-ethoxy)-phenyl]-5-phenoxy-2,3-dihydro-isoindol-1-one**

Utilising the procedure outlined in **Example B1/B2** but with 2-[3-methoxy-4-(2-pyrrolidin-1-yl-ethoxy)-phenyl]-5-phenoxy-isoindole-1,3-dione [**Example A4**] in place of 5-bromo-2-[4-(2-diisopropylamino-ethoxy)-3-methoxy-phenyl]-isoindole-20 1,3-dione gave the title compound in place of 5/6-bromo-2-[4-(2-diisopropylamino-ethoxy)-3-methoxy-phenyl]-2,3-dihydro-isoindol-1-one, but as the single isomer, as a TFA salt:

<sup>1</sup>H NMR (CDCl<sub>3</sub>): δ 2.1 (bd, 4H), 3.1 (2H, bm), 3.5 (2H, bs), 3.89 (s, 3H), 3.9 (bs, 2H), 4.43 (2H, bs), 4.7 (s, 2H), 6.90-7.44 (m, 9H), 7.93 (d, 1H), 7.94 (d, 1H), 12.5 (bs 25 1H).

### Example C1

**3-[3-Methoxy-4-(2-pyrrolidin-1-yl-ethoxy)-phenyl]-7-phenoxy-3H-benzo[d][1,2,3]triazin-4-one**

30 A solution of 2,4-dinitrobenzoic acid [Aldrich](1.06 g, 5mmol) in dichloromethane (20ml) was treated with oxalyl chloride (2ml) and 1 drop DMF. Vigorous evolution of gas occurred which ceased after 1 hour. The solution was evaporated to the yellow

acid chloride. A solution of phenol (1.5g, 15.5mmol) in DMF (20ml) was introduced into a second flask charged with sodium hydride (480mg, 60% oil dispersion, 12mmol). When all the hydride had dissolved this solution was treated with the acid chloride, portionwise over five minutes. The solution was then heated to 60°C for 5 12h, cooled, the solvents removed by evaporation *in vacuo*, and the residue treated with a solution of 40% sodium hydroxide (50ml) and ethanol (50ml). The mixture was stirred at RT for 12 hours then acidified to pH 2 with (2M aq HCl) and extracted into ethyl acetate (3 x 100ml). The combined organic phase was washed with saturated brine (50ml), dried (MgSO<sub>4</sub>), filtered, and evaporated to a yellow solid.

10 This was purified by flash chromatography (ethyl acetate – hexane) to give 2-nitro-4-phenoxy-benzoic acid (894mg, 69%);  
<sup>1</sup>H NMR (CDCl<sub>3</sub>): δ 4.8 (1H, bs), 7.10 (1H, dd), 7.16 (1H, dd), 7.21 (1H, d), 7.26-7.31 (2H, m), 7.46 (2H, dd), 7.94, (1H, d).

This acid (445mg, 1.72mmol) was dissolved in dichloromethane (10ml) and treated 15 with oxalyl chloride (2ml) and 1 drop of DMF. Vigorous evolution of gas occurred which ceased after 1 hour. The solution was evaporated to the yellow acid chloride. This was dissolved in dichloromethane (10ml) and treated with 3-methoxy-4-(2-pyrrolidin-1-yl-ethoxy)-phenylamine [**Example A4**] and diethylisopropylamine polystyrene resin beads (3.49 mol. eq./g, 0.6g). The mixture was shaken for 12 hours 20 then filtered, evaporated and purified by flash chromatography on silica gel (eluting with ammonia – methanol – dichloromethane) to give *N*-[3-methoxy-4-(2-pyrrolidin-1-yl-ethoxy)-phenyl]-2-nitro-4-phenoxy-benzamide as a yellow foam (600mg, 73%);  
<sup>1</sup>H NMR (CDCl<sub>3</sub>): δ 1.81 (4H, m), 2.64 (4H, m), 2.94 (2H, t), 3.84 (3H, s), 4.14 (2H, t), 6.84 (1H, d), 6.93 (1H, dd), 7.08 (2H, d), 7.22-7.47 (5H, m), 7.56-7.60 (2H, m), 25 7.80 (1H, bs); m/z [AP+] 478 (M+H<sup>+</sup>, 100%).

This amine (400mg, 0.83mmol) was dissolved in ethanol (40ml) and treated with 10% palladium on carbon (250mg), then the mixture was hydrogenated at atmospheric pressure for 18 hours. The mixture was filtered and the solvent removed *in vacuo* to give 2-amino-*N*-[3-methoxy-4-(2-pyrrolidin-1-yl-ethoxy)-phenyl]-4-phenoxy- 30 benzamide as a cream solid (380mg, 100%);  
<sup>1</sup>H NMR (CDCl<sub>3</sub>): δ 1.99 (4H, bs), 3.14 (4H, bs), 3.24 (2H, t), 3.82 (3H, s), 4.30 (2H, t), 5.58 (2H, bs), 6.22 (1H, d), 6.30 (1H, dd), 6.81 (1H, d), 6.98 (1H, dd), 7.04 (2H, d),

7.15 (1H,t), 7.34-7.42 (3H, m), 7.57 (1H, d), 8.21 (1H, bs); m/z [AP+] 459 (M+H<sup>+</sup>, 100%).

This amine (58mg, 0.13mmol) was dissolved in dichloromethane (5ml) and acidified with trifluoroacetic acid (200ul) then treated with butyl nitrite [Aldrich](0.1ml); a brown colour immediately appeared. After 1 minute, the mixture was treated with 1,8-diazabicyclo[5.4.0]undec-7-ene (DBU) [Aldrich] (0.5ml). The colour immediately faded. The solvent was removed and the residue purified by flash chromatography using silica gel (eluting with dichloromethane – methanol – ammonia) to give the title compound;

<sup>1</sup>H NMR (CDCl<sub>3</sub>): δ 1.83 (4H, m), 2.69 (4H, m), 3.01 (2H, t), 3.90 (3H, m), 4.24 (2H, t), 7.03 (1H, d), 7.14-7.18 (4H, m), 7.30 (1H, t), 7.50-7.54 (4H, m), 8.39 (1H, d) which was crystallized from ether-HCl as the hydrochloride salt, a pale yellow solid

#### Example C2

**3-[3-Methoxy-4-(2-pyrrolidin-1-yl-ethoxy)-phenyl]-7-phenoxy-3*H*-quinazolin-4-one**

2-Amino-*N*-[3-methoxy-4-(2-pyrrolidin-1-yl-ethoxy)-phenyl]-4-phenoxy-benzamide [Example C1] (50mg, 0.11mmol) was dissolved in 1,2-dichloroethane (5ml) and treated with triethylorthoformate [Aldrich] (2ml) then heated to reflux for 12h. The mixture was cooled and DBU (0.1ml) introduced. The solvent was evaporated then the residue purified by flash chromatography on silica gel (eluting with ammonia – methanol – dichloromethane) to obtain the title compound;

<sup>1</sup>H NMR (CDCl<sub>3</sub>): δ 1.86 (4H, m), 2.69 (4H, m), 3.02 (2H, t), 3.88 (3H, t), 4.24 (2H, t), 6.89-6.93 (2H, m), 7.01 (1H,d), 7.12-7.26 (5H, m), 7.43 (2H, t), 8.07 (1H, s), 8.31 (1H, dd); which was crystallized from ether-HCl as the hydrochloride salt, a white solid.

#### Example C3

**3-[3-Methoxy-4-(2-pyrrolidin-1-yl-ethoxy)-phenyl]-7-phenoxy-1*H*-quinazoline-2,4-dione**

2-Amino-*N*-[3-methoxy-4-(2-pyrrolidin-1-yl-ethoxy)-phenyl]-4-phenoxy-benzamide [Example C1] (62mg, 0.14mmol) was dissolved in dichloromethane (5ml) and

treated with carbonyl diimidazole (50mg, 0.31mmol) and DBU (0.1ml). The mixture was stirred for 4h at RT then the solvent removed and the residue purified by flash chromatography on silica gel (eluting with ammonia – methanol – dichloromethane) to obtain the title compound;

- 5 <sup>1</sup>H NMR (CDCl<sub>3</sub>): δ 1.79 (4H, m), 2.64 (4H, m), 2.97 (2H, t), 3.82 (3H, s), 4.20 (2H, t), 6.46 (1H, d), 6.76-6.83 (3H, m), 6.98 (1H, d), 7.09 (2H, d), 7.23-7.27 (1H, m), 7.40-7.44 (2H, m), 8.08 (1H, d), 8.8 (1H, bs);

which was crystallized from ether-HCl as the hydrochloride salt, a white solid.

#### 10 **Example C4**

##### **3-[3-Methoxy-4-(2-pyrrolidin-1-yl-ethoxy)-phenyl]-2-methyl-7-phenoxy-3H-quinazolin-4-one**

2-Amino-*N*-[3-methoxy-4-(2-pyrrolidin-1-yl-ethoxy)-phenyl]-4-phenoxy-benzamide [Example C1] (50mg, 0.11mmol) was dissolved in 1,2-dichloroethane (5ml) and

- 15 treated with triethylorthoacetate [Aldrich] (2ml) then heated to 100°C for 12h. The mixture was cooled and DBU (0.1ml) introduced. The solvent was evaporated then the residue purified by flash chromatography on silica gel (eluting with aq. ammonia – methanol – dichloromethane) to obtain the title compound as a white solid;

- <sup>1</sup>H NMR (CDCl<sub>3</sub>): δ 1.82 (4H, m), 2.23 (3H, s), 2.67 (4H, m), 3.00 (2H, t), 3.86 (3H, s), 4.22 (2H, t), 6.72 (1H, d), 6.77 (1H, dd), 7.00-7.04 (2H, m), 7.12-7.22 (3H, m), 7.26 (1H, t), 7.42 (2H, t), 8.22 (1H, d).

#### **Example C5**

##### **3-[3-Methoxy-4-(2-pyrrolidin-1-yl-ethoxy)-phenyl]-7-phenyl-3H-**

- 25 **benzo[*d*][1,2,3]triazin-4-one**

3-Nitrobiphenyl (3.0g, 15mmol), was dissolved in DMF (7.5ml) and dry chloroform (16.5mmol). This mixture was added dropwise to a stirred precooled mixture of potassium tert-butoxide (7.2mg, 60mmol) in DMF (20ml) and THF (25ml), at such a rate that the temperature was maintained between –69 and –73°C. When the addition was complete, the mixture was stirred for a further 1 minute then treated with acetic acid (1.5ml) in methanol (5ml) and allowed to warm to room temperature. The mixture was treated with saturated aqueous sodium bicarbonate (50ml) and extracted

- 30

- with dichloromethane (3 x 50ml), the combined organic phase dried (MgSO<sub>4</sub>), filtered and evaporated, then the residue purified by flash chromatography (ether – hexane). This gave a yellow material which consisted of between 30 and 50% of dichloromethylsubstituted 3-nitrobiphenyl and starting material. The mixture was
- 5 dissolved in acetonitrile (10ml) and treated with a solution of silver trifluoromethanesulphonate (15mmol, 3.84g) in water (5ml). The mixture was heated to reflux for 16h in the dark then cooled, the mixture concentrated *in vacuo*, filtered and the filtrate extracted with ether (3 x 50ml). The combined organic phase was evaporated and purified by flash chromatography to give 3-nitrobiphenyl-4-
- 10 carbaldehyde;
- <sup>1</sup>H NMR (CDCl<sub>3</sub>): δ 7.51-7.58 (3H, m), 7.29 (3H, s), 7.51-7.58 (3H, m), 7.69 (2H, dd), 8.03, 8.08 (2H, 2xd), 8.34 (1H, d), 10.49 (1H, s).
- This aldehyde (454mg, 2.0mmol) was dissolved in acetic acid (10ml) and treated with sodium perborate tetrahydrate (385mg, 2.5mmol), the mixture was heated to 50°C for
- 15 48h then cooled, concentrated to a paste and washed with water (2 x 50ml). The residue was dried in a desiccator to afford 3-nitrobiphenyl-4-carboxylic acid as a white solid (420mg, 87%);
- <sup>1</sup>H NMR (CDCl<sub>3</sub>): δ 5.5 (1H, bs), 7.48-7.56 (4H, m), 7.30 (1H, bs), 7.50-7.77 (3H, m).
- 20 This acid (417g, 1.72mmol) was dissolved in dichloromethane (10ml) and treated with oxalyl chloride (2ml) and 1 drop of DMF. Vigorous evolution of gas occurred which ceased after 1 hour. The solution was evaporated to the yellow acid chloride. This was dissolved in dichloromethane (10ml) and treated with 3-methoxy-4-(2-pyrrolidin-1-yl-ethoxy)-phenylamine [**Example C1**] (472mg, 2mmol) and
- 25 diethylisopropylamine polystyrene resin beads (1.0g, 3.6 mmol equiv). The mixture was shaken for 12 hours then filtered, evaporated and purified by flash chromatography on silica gel (eluting with ammonia – methanol – dichloromethane) to give *N*-[3-methoxy-4-(2-pyrrolidin-1-yl-ethoxy)-phenyl]-2-nitro-4-phenyl-
- benzamide as a yellow foam (563mg, 71%);
- 30 <sup>1</sup>H NMR (CDCl<sub>3</sub>): δ 1.78 (4H, bs), 2.61 (4H, bs), 2.91 (2H, t), 3.79 (3H, s), 4.10 (2H, t), 6.80 (1H, d), 6.98 (1H, dd), 7.32 (1H, d), 7.42-7.50 (3H, m), 7.57 (2H, d), 7.66 (1H, d), 7.83 (1H, dd), 8.20 (2H, dd). *m/z* [AP+] 462 (M+H<sup>+</sup>, 100%).

This amine (560mg, 1.3mmol) was dissolved in ethanol (20ml) and treated with 10% palladium on carbon (100mg) then the mixture hydrogenated at atmospheric pressure for six hours. The mixture was filtered and the solvent removed *in vacuo* to give 2-amino-*N*-[3-methoxy-4-(2-pyrrolidin-1-yl-ethoxy)-phenyl]-4-phenyl-benzamide as a cream solid (518mg, 99%);

<sup>1</sup>H NMR (CDCl<sub>3</sub>): δ 1.82 (4H, m), 2.68 (4H, m), 2.96 (2H, t), 3.86 (3H, s), 4.16 (2H, t), 5.6 (2H, bs), 6.86-6.97 (4H, m), 7.35-7.58 (7H, m), 7.89 (1H, bs). *m/z* [AP+] 431(M+H<sup>+</sup> 100%).

This amine was treated in the manner of 2-amino-*N*-[3-methoxy-4-(2-pyrrolidin-1-yl-ethoxy)-phenyl]-4-phenoxy-benzamide in **Example C1** to give the title compound;

<sup>1</sup>H NMR (CDCl<sub>3</sub>): δ 1.86 (4H, m), 2.73 (4H, m), 3.05 (2H, t), 3.91 (3H, t), 4.29 (2H, t), 7.06 (1H, d), 7.18-7.24 (2H, m), 7.47-7.57 (3H, m), 7.76 (2H, d), 8.06 (1H, d), 8.42 (1H, d), 8.49 (1H, d).

which crystallised from Et<sub>2</sub>O / HCl as a pale yellow solid.

15

### **Example C6**

#### **3-[3-Methoxy-4-(2-pyrrolidin-1-yl-ethoxy)-phenyl]-7-phenyl-3*H*-quinazolin-4-one**

Using 2-amino-*N*-[3-methoxy-4-(2-pyrrolidin-1-yl-ethoxy)-phenyl]-4-phenyl-benzamide [**Example C5**] in the manner of 2-amino-*N*-[3-methoxy-4-(2-pyrrolidin-1-yl-ethoxy)-phenyl]-4-phenoxy-benzamide in **Example C2**, gave the title compound as a cream solid;

<sup>1</sup>H NMR (CDCl<sub>3</sub>): δ 1.83 (4H, m), 2.69 (4H, m), 3.01 (2H, t), 3.90 (3H, t), 4.24 (2H, t), 6.92-6.96 (2H, m), 7.03 (1H, d), 7.43-7.53 (3H, m), 7.72 (2H, d), 7.79 (1H, dd), 7.98 (1H, d), 8.15 (1H, s), 8.42 (1H,d).

### **Example C7**

#### **3-[3-Methoxy-4-(2-pyrrolidin-1-yl-ethoxy)-phenyl]-7-phenyl-1*H*-quinazoline-2,4-dione**

Using 2-Amino-*N*-[3-methoxy-4-(2-pyrrolidin-1-yl-ethoxy)-phenyl]-4-phenyl-benzamide [**Example C5**] in the manner of 2-amino-*N*-[3-methoxy-4-(2-pyrrolidin-1-yl-ethoxy)-phenyl]-4-phenoxy-benzamide in **Example C3**, gave the title compound;



<sup>1</sup>H NMR (CDCl<sub>3</sub>): δ 1.82 (4H, m), 2.67 (4H, m), 2.99 (2H, t), 3.83 (3H, s), 4.21 (2H, t), 6.81 (1H, d), 6.85 (1H, dd), 7.00 (1H, d), 7.23 (1H, d), 7.45-7.52 (4H, m), 7.62 (2H, d), 7.66 (1H, s), 8.21 (1H, d);

which crystallised from diethyl ether / HCl as a cream solid.

5

### Example C8

#### **3-[3-Methoxy-4-(2-pyrrolidin-1-yl-ethoxy)-phenyl]-2-methyl-7-phenoxy-3H-quinazolin-4-one**

Using 2-amino-*N*-[3-methoxy-4-(2-pyrrolidin-1-yl-ethoxy)-phenyl]-4-phenyl-  
10 benzamide [**Example C5**] in the manner of 2-amino-*N*-[3-methoxy-4-(2-pyrrolidin-1-yl-ethoxy)-phenyl]-4-phenoxy-benzamide in **Example C4**, gave the title compound;  
<sup>1</sup>H NMR (CDCl<sub>3</sub>): δ 1.85 (4H, m), 2.31 (3H, s), 2.69 (4H, m), 3.02 (2H, t), 3.87 (3H, t), 4.24 (2H, t), 6.76 (1H, d), 6.83 (1H, dd), 7.04 (1H, d), 7.41-7.52 (3H, m), 7.70-7.91 (3H, m), 7.91 (1H, d), 8.32 (1H, d).

15

### Example C9

#### **7-Allyloxy-3-[3-methoxy-4-(2-pyrrolidin-1-ylethoxy)phenyl]-3H-quinazolin-4-one hydrochloride.**

4-allyloxy-2-nitro-benzoic acid allyl ester [J. Org. Chem. 1987, 52(18), 4086] (0.21g,  
20 0.8mmol) was dissolved in ethanol (5ml), and 40% sodium hydroxide added (5ml). The mixture was stirred for 16h then acidified to pH 2 with 2M hydrochloric acid. The mixture was extracted with ethyl acetate (3 x 25ml) and the combined organic phases washed with brine (75ml), dried (MgSO<sub>4</sub>) and concentrated to yield 4-allyloxy-2-nitrobenzoic acid as brown solid (0.16g);

25 <sup>1</sup>H-NMR (DMSO) δ 4.72-4.74 (m, 2H), 5.29-5.45 (dd, 2H), 5.99-6.07 (m, 1H), 7.28-7.31 (dd, 1H), 7.49-7.50(d, 1H), 7.82-7.87 (d, 1H) 13.45 (bs, 1H).

This acid (0.16g, 0.72mmol) was dissolved in dichloromethane (1ml) and oxalyl chloride (0.2ml) added, followed by 1 drop of DMF. The mixture was stirred under argon for 1hr and concentrated to yield 4-allyloxy-2-nitrobenzoyl chloride, an orange  
30 solid (0.173g). This was redissolved in dichloromethane (5ml) and added dropwise to a stirred solution of 3-methoxy-4-(2-pyrrolidin-1-yl-ethoxy)-phenylamine [**Example C1**] (154mg, 0.66mmol) and triethylamine(72.8mg, 0.72mmol) in 5ml

dichloromethane. The mixture was stirred for 90 minutes, then the solution washed with saturated sodium hydrogen carbonate (25ml), and brine (25ml). The residue was dried (MgSO<sub>4</sub>) and concentrated to yield 4-allyloxy-N-[3-methoxy-4-(2-pyrrolidin-1-ylethoxy)phenyl]-2-nitro-benzamide a brown solid (191.5mg);

5 <sup>1</sup>H-NMR (CDCl<sub>3</sub>) δ 1.93 (bs, 4H), 3.04 (bm, 4H), 2.80-2.81 (bm, 2H), 3.74 (s, 3H), 4.21 (bm, 2H), 4.61-4.63 (bd, 2H), 5.30-5.47 (dd, 2H), 5.98-6.08(m, 1H), 6.75-6.77 (d, 1H), 6.96-6.99 (dm, 1H), 7.14-7.17 (dm, 1H), 7.49-7.50 (d, 2H), 7.57-7.59 (d, 1H), 8.59 (s, 1H).

A solution of this material (191.5mg, 0.43mmol) in methanol was added dropwise to a stirred suspension of iron powder (72.6mg, 1.3mmol) and ammonium chloride  
10 (115.8mg, 2.17mmol) in water (5ml). The mixture was heated to 80°C for 90mins, then hot filtered through celite. The filter cake was washed with dichloromethane (10ml) and water (10ml). The organic phase was separated and the aqueous layer basified with saturated sodium hydrogen carbonate. The aqueous layer was extracted  
15 with dichloromethane (3 x 10ml) and the combined organic layers washed with brine (10ml), then dried (MgSO<sub>4</sub>) and concentrated to yield 4-allyloxy-2-amino- N-[3-methoxy-4-(2-pyrrolidin-1-ylethoxy)phenyl]-benzamide as a yellow gum;

<sup>1</sup>H-NMR (DMSO) δ 1.76-1.82 (bm, 4H), 2.62-2.64 (bm, 4H), 2.92-2.85 (t, 2H), 3.85 (s, 3H), 4.12-4.16 (t, 2H), 4.51-4.53 (m, 2H), 5.28-5.42 (m, 2H), 5.63 (bs, 2H), 5.99-  
20 6.06 (m, 1H), 6.18-6.19 (d, 1H), 6.26-6.29 (dd, 1H), 6.85-6.91 (m, 3H), 7.29-7.38 (d, 1H), 7.62 (s, 1H).

This material was treated in the same manner as 2-amino-N-[3-methoxy-4-(2-pyrrolidin-1-yl-ethoxy)-phenyl]-4-phenoxy-benzamide [**Example C1**] in the method of **Example C2** to afford 7-allyloxy-3-[3-methoxy-4-(2-pyrrolidin-1-ylethoxy)phenyl]-3*H*-quinazolin-4-one which was crystallised from ether – HCl to  
25 give the title compound as a yellow solid (21.5mg);

<sup>1</sup>H-NMR (CDCl<sub>3</sub>) δ 2.11-2.25 (bd, 4H), 3.06 (bs, 2H), 3.54-3.57 (bd, 2H), 3.88 (bs, 5H), 4.62 (bs, 2H), 4.69-4.72 (dm, 2H), 5.35-5.53 (dd, 2H), 6.03-6.10 (m, 1H), 6.96 (bs, 2H), 7.07-7.10 (d, 1H), 7.17-7.21 (dd, 1H), 7.31-7.32 (d, 1H), 8.23-8.27 (d, 1H),  
30 8.36 (s, 1H), 12.85 (bs, 1H).

**Example D1****3-[3-Methoxy-4-(2-pyrrolidin-1-yl-ethoxy)-phenyl]-6-phenoxy-3H-benzo[*d*][1,2,3]triazin-4-one**

5-Chloro-2-nitrobenzoic acid [Aldrich] (600mg, 3mmol) was suspended in dichloromethane (5ml) and treated with oxalyl chloride (2ml) and DMF (1 drop). On stirring, an immediate effervescence occurred which ceased after 1 hour. The solvent was removed *in vacuo* and the residue dissolved in dichloromethane (10ml) and treated successively with DIEA resin (3.1mmol/g, 1.95g) and 3-methoxy-4-(2-pyrrolidin-1-yl-ethoxy)-phenylamine (650mg, 3mmol). The mixture was stirred at RT for 16 hours then filtered, evaporated, and the residue purified by flash chromatography (methanol - dichloromethane - aqueous ammonia) to afford 5-chloro-*N*-[3-methoxy-4-(2-pyrrolidin-1-yl-ethoxy)-phenyl]-2-nitro-benzamide as a yellow foam;

<sup>1</sup>H NMR (CDCl<sub>3</sub>): δ 1.86 (4H, m), 2.68 (4H, m), 2.98 (2H, t), 3.87 (3H, s), 4.16 (2H, t), 6.87 (1H, d), 6.94 (1H, dd), 7.34 (1H, d), 7.56-7.64 (3H, m), 8.09 (1H, d); *m/z* [AP+] 420 (100%, (M+H<sup>+</sup>), 422.

A solution of this material (210mg, 0.5mmol) in DMF (2ml) was treated with phenol (94mg, 1mmol) and sodium hydride (60% oil dispersion, 36mg, 0.9mmol) then the mixture heated to 60°C for 48h. The solution was cooled, evaporated and the residue suspended in dichloromethane and filtered. The filtrate was evaporated and purified by flash chromatography on silica gel (eluting with methanol - dichloromethane - aqueous ammonia) to afford *N*-[3-methoxy-4-(2-pyrrolidin-1-yl-ethoxy)-phenyl]-2-nitro-5-phenoxy-benzamide (200mg, 84%) as a yellow wax;

<sup>1</sup>H NMR (CDCl<sub>3</sub>): δ 1.80 (4H, m), 2.62 (4H, m), 2.92 (2H, t), 3.82 (3H, s), 4.12 (2H, t), 6.83 (1H, d), 6.93 (1H, dd), 7.03-7.11 (4H, m), 7.26-7.41 (2H, m), 7.43 (2H, m), 7.77 (1H, m), 8.11 (1H, d) *m/z* [AP+] 420 (100% M+H<sup>+</sup>).

A solution of this amine (100mg, 0.24mmol) in ethanol (10ml) was treated with 10% palladium on carbon (50% wet, 100mg), and hydrogenated at RT for 12 hours. The mixture was filtered, and the solvent removed *in vacuo* to give 2-amino-*N*-[3-methoxy-4-(2-pyrrolidin-1-yl-ethoxy)-phenyl]-5-phenoxy-benzamide as a white waxy solid, a portion of which was crystallised from Et<sub>2</sub>O / HCl to give the **hydrochloride salt**

<sup>1</sup>H NMR (CDCl<sub>3</sub>): δ 1.99 – 2.11 (6H, bm), 2.97 (2H, bs), 3.39 (2H, bs), 3.77 (3H, s), 4.38 (2H, bs), 5.5 (2H, bs), 6.66 (1H, d), 6.78-6.98 (6H, m), 7.20-7.24 (1H, m), 7.36 (1H, s), 8.06 (1H, brs), 12.5 (1H, brs) *m/z* [AP+] 448 (100%, M+H<sup>+</sup>).

A solution of the free base of this amine (58mg, 0.13mmol) in dichloromethane (2ml) was acidified with 5 drops of TFA then treated with butyl nitrite (100ul). A deep orange colour formed immediately. After 1 minute, DBU was introduced dropwise until basic. The solvent was removed *in vacuo* and the residue purified by flash chromatography on silica gel (eluting with methanol - dichloromethane - aqueous ammonia) to give the title compound which crystallised as a pale yellow HCl salt on treatment with 1M HCl in ether;

<sup>1</sup>H NMR (CDCl<sub>3</sub>): δ 2.11, 2.25 (4H, 2xm), 3.07 (2H, m), 3.53 (2H, m), 3.88 (3H, s), 3.92 (2H, m), 4.61 (2H, t), 7.08 (1H, d), 7.12 (2H, d), 7.16-7.27 (2H, m), 7.45 (2H, t), 7.64 (1H, dd), 7.76 (1H, d), 8.20 (1H,d), 12.9 (1H, bs).

### 15 **Example D2**

#### **3-[3-Methoxy-4-(2-pyrrolidin-1-yl-ethoxy)-phenyl]-6-phenoxy-3H-quinazolin-4-one**

A solution of 2-amino-*N*-[3-methoxy-4-(2-pyrrolidin-1-yl-ethoxy)-phenyl]-5-phenoxy-benzamide [**Example D1**] (25mg, 0.055mmol) in 1,2-dichloroethane (1ml) was treated with triethylorthoformate (2ml) and the mixture heated to 80°C for 16 hours. The mixture was cooled, 1 drop of DBU added and the mixture evaporated. The residue was subjected to flash chromatography on silica gel eluting with (methanol - dichloromethane - aqueous ammonia) to give the title compound;

<sup>1</sup>H NMR (CDCl<sub>3</sub>): δ 1.83 (4H, m), 2.67 (4H, m), 2.99 (2H, t), 3.88 (3H, s), 4.22 (2H, t), 6.89-6.92 (2H, m), 7.01 (1H, d), 7.08 (2H, d), 7.17 (1H, t), 7.38 (2H, t), 7.53 (1H, dd), 7.76 (1H, d), 7.84 (1H, d), 8.05 (1H, s); which crystallised as a pale yellow HCl salt on treatment with 1M HCl in ether.

**Example D3****3-[3-Methoxy-4-(2-pyrrolidin-1-yl-ethoxy)-phenyl]-6-phenoxy-1*H*-quinazoline-2,4-dione**

A solution of 2-amino-*N*-[3-methoxy-4-(2-pyrrolidin-1-yl-ethoxy)-phenyl]-5-phenoxy-benzamide [**Example D1**] (25mg, 0.055mmol) in dichloromethane (1ml) was treated with carbonyl diimidazole (16mg, 0.1mmol), and DBU (1 drop). The mixture was stirred at RT for 4 hours then evaporated and the residue purified by flash chromatography on silica gel (eluting with methanol - dichloromethane - aqueous ammonia) to give the title compound;

<sup>1</sup>H NMR (CDCl<sub>3</sub>): δ 1.84 (4H, m), 2.0 (1H, brs), 2.74 (4H, m), 3.03 (2H, t), 3.82 (3H, s), 4.23 (2H, t), 6.77-6.84 (2H, m), 6.98-7.03 (4H, m), 7.12 (1H, t), 7.31-7.36 (3H, m), 7.71 (1H, d); which crystallised as a white HCl salt on treatment with 1M HCl in ether.

**Example D4****3-[3-Methoxy-4-(2-pyrrolidin-1-yl-ethoxy)-phenyl]-2-methyl-6-phenoxy-3*H*-quinazolin-4-one**

A solution of 2-amino-*N*-[3-methoxy-4-(2-pyrrolidin-1-yl-ethoxy)-phenyl]-5-phenoxy-benzamide [**Example D1**] (25mg, 0.055mmol) in 1,2-dichloroethane (1ml) was treated with triethylorthoacetate (2ml) and the mixture heated to 80°C for 2 hours. The mixture was cooled, 1 drop of DBU added and the mixture evaporated. The residue was subjected to flash chromatography on silica gel eluting with (methanol - dichloromethane - aqueous ammonia) to give the title compound;

<sup>1</sup>H NMR (CDCl<sub>3</sub>): δ 1.83 (4H, m), 2.27 (3H, s), 2.69 (4H, m), 3.01 (2H, t), 3.86 (3H, s), 4.23 (2H, t), 6.72 (1H, d), 6.77 (1H, dd), 7.00-7.06 (3H, m), 7.14 (1H, t), 7.36 (2H, dd), 7.48 (1H, dd), 7.67 (1H, d), 7.77 (1H, d); which crystallised as a white HCl salt on treatment with 1M HCl in ether.

**Example D5****6-(4-Chloro-phenyl)-3-[3-methoxy-4-(2-pyrrolidin-1-yl-ethoxy)-phenyl]-3H-quinazolin-4-one**

4'-Chloro-4-nitro-biphenyl [J. Amer. Chem. Soc; 68; 1946; 404] (2.74g, 11.7mmol)  
5 was dissolved in DMF (20ml) and THF (6ml), then potassium t-butoxide 5.26g (47mmol) was added. The stirred mixture was cooled to  $-73^{\circ}\text{C}$  then a solution of chloroform in THF (6ml) was slowly introduced, maintaining this temperature. After a further 1 minute, the reaction was quenched with acetic acid (5ml). The mixture was poured into water (200ml) and extracted with dichloromethane. The crude product  
10 was purified by flash chromatography on silica (using dichloromethane - hexane as eluents) to give 4'-chloro-3-(1,1-dichloro-methyl)-4-nitro-biphenyl in 63% yield;  $^1\text{H}$  NMR ( $\text{CDCl}_3$ ):  $\delta$  8.33 (s) 1H; 8.10 (d) 1H; 7.7 (d) 1H; 7.68 (s) 1H; 7.55 (d) 2H; 7.50 (d) 2H.

4'-Chloro-3-(1,1-dichloromethyl)-4-nitrobiphenyl (0.4 g, 1.26mmol) was dissolved in  
15 methanolic sodium methoxide (15 mL; 0.5 M). The mixture was refluxed for 12 hours under argon. The solvent was evaporated and the residue diluted in 1,4-dioxane (15ml) and water (1ml), then a few drops of concentrated HCl were added. The reaction mixture was stirred at  $100^{\circ}\text{C}$  for 4 hours. The solvent was then evaporated and the crude mixture purified by flash chromatography on silica gel (eluting with  
20 dichloromethane in petroleum ether) to yield the 4'-chloro-4-nitrobiphenyl-3-carbaldehyde (0.32 g, 1.26mmol);  $m/z$  (APCI-) 260 (40%,  $[\text{M}-\text{H}]^-$ ), 231 (100%). This aldehyde (0.32 g, 1.26mmol) was dissolved in acetic acid (5 mL) and sodium perborate (0.23 g, 1.5mmol) was added. The resulting mixture was stirred at  $50^{\circ}\text{C}$  for 16h. The mixture was cooled, the solvent was evaporated, ethyl acetate was added and  
25 the organic layer washed with water, dried over  $\text{MgSO}_4$  and evaporated to yield the 4'-chloro-4-nitrobiphenyl-3-carboxylic acid (0.14 g, 41 %);  $m/z$  [APCI-] 276 (100%,  $[\text{M}-\text{H}]^-$ ), 247 (60%).

This acid (0.14 g, 0.5mmol) was dissolved in dichloromethane (2ml) and oxalyl chloride added (87 $\mu\text{l}$ , 1mmol). The mixture was stirred for 60 min at room  
30 temperature under argon. The solvent was evaporated and the residue added to a solution of 3-methoxy-4-(2-pyrrolidin-1-ylethoxy)phenylamine [**Example A4**] (0.10g, 0.44mmol) and triethylamine (70 $\mu\text{l}$ , 0.5mmol) in dichloromethane (4ml). The

mixture was stirred for 90 mins at room temperature under argon and then washed with a saturated aqueous solution of NaHCO<sub>3</sub> (5ml) and brine (5ml). The organic layer was dried over MgSO<sub>4</sub>, the solvent evaporated and the residue purified by flash chromatography on silica gel (eluting with methanol – dichloromethane - aq. ammonia). 4'-Chloro-4-nitrobiphenyl-3-carboxylic acid [3-methoxy-4-(2-pyrrolidin-1-ylethoxy)phenyl]amide was obtained in 54% yield; *m/z* [APCI<sup>+</sup>] 496 (100%, M+H<sup>+</sup>). Iron powder (45mg, 0.81mmol) and ammonium chloride (72mg, 1.35mmol) were mixed in water (2ml) and 4'-chloro-4-nitrobiphenyl-3-carboxylic acid [3-methoxy-4-(2-pyrrolidin-1-ylethoxy)phenyl]amide (0.13 g, 0.27mmol) added, dissolved in MeOH (2ml). The mixture was heated at 80 °C for 90 min and then filtered while hot. Dichloromethane (30ml) was added to the cooled filtrate. The organic layer was washed with water (10ml), saturated aqueous NaHCO<sub>3</sub> (10ml) and brine (10ml), then dried and the solvent evaporated to give a yellow gum. This was dissolved in 1,2-dichloroethane (10ml) and triethylorthoformate (4ml). The mixture was refluxed for 16h under argon, then after cooling DBU (0.2ml) was added and the mixture was stirred for 10 mins at room temperature. The solvent was evaporated and the residue purified by flash chromatography on silica gel (eluting with methanol – dichloromethane - aqueous ammonia) to yield the title compound as an orange gum; <sup>1</sup>H NMR (CDCl<sub>3</sub>): δ 1.78-1.86 (m, 4H), 2.65-2.78 (m, 4H), 2.99 (t, 2H), 3.89 (s, 3H), 4.22 (t, 2H), 6.92-6.95 (m, 2H), 7.03 (d, 1H), 7.45 (d, 2H), 7.63 (d, 2H), 7.83 (d, 1H), 8.00 (d, 1H), 8.13 (s, 1H), 8.54 (s, 1H); which was converted to the hydrochloride salt by treatment with a solution of HCl in ether.

### 25 **Example E1**

#### **3-[3-Methoxy-4-(2-pyrrolidin-yl-ethoxy)-phenyl]-6-phenyl-3 H-thieno[2,3-d]1 triazine-4-one**

6-Phenyl-3*H*-thieno[2,3-*d*][1,2,3]-triazinone (Indian Journal of Chemistry, 9, 1971, 1209), (100mg, 0.44mmol) and 3-methoxy(4-pyrrolidin-1-ylethoxy)phenylamine (103mg, 0.44 mMol) [**Example A4**] were refluxed in xylene (5ml) for 16h. The solvent was evaporated and the residue purified by chromatography on deactivated neutral alumina (eluting with ethyl acetate - methanol) to give 2-amino-5-phenyl-

thiophene-3-carboxylic acid [3-methoxy-4-(2-pyrrolidin-1-yl-ethoxy)-phenyl]-amide in 38% yield;

<sup>1</sup>H NMR (CDCl<sub>3</sub>): δ 10.7 (bs, 1H), 9.4 (s, 1H), 7.90 (s, 1H), 7.62 (s, 2H), 7.51 (d, 1H), 7.48 (d, 2H), 7.39 (t, 2H), 7.3 (dd, 1H), 7.18 (t, 1H), 7.01 (d, 1H), 4.29 (t, 2H),  
5 3.80 (s, 3H), 3.51 (m, 4H), 1.98 (m, 4H); *m/z* [ES+], 438, [ES-] 436.

This material (50mg, 0.114mmol) was treated with butyl nitrite (1ml) in dichloromethane (5ml) at room temperature. The crude product was purified by flash chromatography on silica gel (eluting with dichloromethane – methanol – aq. ammonia) to give the title compound;

10 <sup>1</sup>H NMR (CDCl<sub>3</sub>): δ 7.87 (s, 1H), 7.75 (d, 2H), 7.49 (m, 3H), 7.18 (dd, 1H), 7.15 (dd, 1H), 7.05 (d, 1H), 4.26 (t, 2H), 3.91 (s, 3H), 3.01 (t, 2H), 3.67 (m, 4H), 1.82 4H.

### Example E2

15 **3-[3-Methoxy-4-(2-pyrrolidin-yl-ethoxy)-phenyl]-6-phenyl-3-H-thieno-[2,3-d]pyrimidin-4-one**

2-Amino-5-phenyl-thiophene-3-carboxylic acid [3-methoxy-4-(2-pyrrolidin-1-yl-ethoxy)phenyl]-amide [Example E1] (28mg, 0.064mmol) was stirred at 95°C in triethyl orthoformate (5ml) for 24h . The mixture was cooled, 4 drops of DBU added and the volatiles removed. The crude product was purified by chromatography on  
20 silica gel (eluting with dichloromethane – methanol – aq. ammonia) to give the title compound.

<sup>1</sup>H NMR (CDCl<sub>3</sub>): δ 8.06 (s, 1H), 7.73 (s, 1H) 7.68 (d, 2H) 7.42 (t, 3H), 7.35 (t, 1H), 7.01 (d, 1H), 6.92 (s, 1H) 4.23 (t, 2H), 3.92 (s, 3H), 3.00 (t, 2H), 2.68 (m, 4H), 1.84 (m, 4H).

25

### Example F1

**3-[3-Methoxy-4-(2-pyrrolidin-1-yl-ethoxy)-phenyl]-6-phenyl-3H-thieno[3,2-d]pyrimidin-4-one**

A solution of 3-[3-methoxy-4-(2-pyrrolidin-1-ylethoxy)phenyl]-2-(methylthio)-6-  
30 phenylthieno[3,2-*d*]pyrimidin-4(3*H*)-one [Example F2] 80mg (0.16mmol) in ethanol (10ml) was treated with Raney Nickel [W10, 50mg] with stirring at room temperature for 1h. The solvent was evaporated and the residue purified by reverse phase



preparative chromatography (using acetonitrile - water – TFA) to give the title compound as a trifluoroacetate salt;

<sup>1</sup>H NMR (CDCl<sub>3</sub>): δ 8.25 (bs, 1H), 7.76 (d, 2H), 7.61 (m, 2H), 7.50 (m, 3H), 7.05 (d, 1H), 6.98 (d, 1H), 6.94 (dd, 1H), 4.46 (t, 2H), 4.00 (m, 2H), 3.89 (s, 3H), 3.64 (t, 5 2H), 3.12 (m, 2H) 2.18 (m, 4H) 448

### Example F2

#### 3-[3-methoxy-4-(2-pyrrolidin-1-ylethoxy)phenyl]-2-(methylthio)-6-phenylthieno[3,2-*d*]pyrimidin-4(3*H*)-one

10 5-Phenyl 3-amino thiophenecarboxylic acid methyl ester [Lancaster] (2g, 8.54mMol) and 2,2' Bis pyridyl thionate [Aldrich] (2g, 8.54mmol) were dissolved in dichloromethane (20ml) then a solution of 3-methoxy(4-pyrrolidin-1-ylethoxy)phenylamine [**Example A4**] in dichloromethane (20ml) introduced. The mixture was stirred for 2 hours at room temperature, then the solvent removed and the product purified by chromatography on silica gel (eluting with methanol – 15 dichloromethane), to give 3-{3-[3-methoxy-4-(2-pyrrolidin-1-yl-ethoxy)-phenyl]-thioureido}-5-phenyl-thiophene-2-carboxylic acid methyl ester in 52% yield;

<sup>1</sup>H NMR (CDCl<sub>3</sub>): δ 10.60 (s, 1H), 9.14 (s, 1H), 7.90 (s, 1H), 7.65 (d, 2H), 7.40 (m, 3H), 6.97 (d, 1H), 6.88 (m, 2H), 4.20 (t, 2H), 3.89 (s, 3H), 3.73 (s, 3H), 2.98 (t, 2H), 20 2.66 (m, 4H), 1.83 (m, 4H). *m/z* 512 (ES+) 510 (ES-).

This ester (300mg, 0.56mmol) and potassium carbonate (162mg, 1.17mmol) were suspended in dry DMF (5ml) and treated with a solution of methyl iodide (83mg, 0.59mmol) in DMF (1ml). When the addition was complete, the mixture was evaporated. The residue was purified by chromatography on silica gel (eluting with 25 dichloromethane – methanol) giving the title compound in 50% yield;

<sup>1</sup>H NMR (CDCl<sub>3</sub>): δ 7.72 (d, 2H), 7.45 (m, 4H), 7.05 (d, 1H), 6.90 (dd, 1H), 6.81 (d, 1H), 4.52 (m, 1H), 4.41 (m, 1H), 3.87 (s, 3H), 3.37 (m, 2H), 3.21 (m, 4H), 3.52 (s, 3H), 2.08 (m, 4H).

**Example F3****3-[3-Methoxy-4-(pyrrolidin-1-yl-ethoxy)phenyl-6-phenyl-2-thioxo-2,3-dihydro-1H-thieno[3,2-d]pyrimidin-4-one**

3-{3-[3-Methoxy-4-(2-pyrrolidin-1-yl-ethoxy)-phenyl]-thioureido}-5-phenyl-  
5 thiophene-2-carboxylic acid methyl ester [**Example F2**] (100mg, 0.2mmol) was  
refluxed in toluene (10ml) for 16 hours. The product was collected from the cooled  
solution by filtration in 42% yield;

<sup>1</sup>H NMR (CDCl<sub>3</sub>): δ 7.80 (m, 2H), 7.50 (m, 4H), 7.03 (d, 1H), 6.90 (d, 1H), 6.75 (dd,  
1H), 4.14 (t, 2H), 3.73 (s, 3H), 2.98 (t, 2H), 2.70 (m, 4H), 1.76 (m, 4H); *m/z* [ES+]  
10 480; (ES-) 478.

**Example G1****2-[3-Methoxy-4-(3-pyrrolidin-1-yl-propyl)-phenyl]-5-phenoxy-isoindole-1,3-dione**

15 6-Nitroindanone [J.Med.Chem., 19, 1976, 472-475] (900mg, 5.0mmol) was  
suspended in dichloromethane (25ml) and trifluoromethanesulphonic acid (0.05ml)  
added. The resulting solution was cooled on ice. In a second flask, *m*-  
chloroperoxybenzoic acid [55%, Aldrich] (10g) was suspended in dichloromethane  
and stirred for several minutes. The insoluble material was removed by filtration  
20 through a hydrophobic membrane and the filtrate evaporated to give a white powder.  
A portion of this material (2.6g) was added portionwise to the indanone and the  
resultant suspension stirred for 72h at room temperature. The reaction mixture was  
diluted with dichloromethane (10ml) and aqueous sodium disulphite (20%; 10ml).  
The aqueous layer was extracted (30ml x 3) with dichloromethane and the combined  
25 organic layers washed with saturated aqueous sodium bicarbonate (20ml), brine  
(10ml), and dried (MgSO<sub>4</sub>) to yield crude 7-nitro-chroman-2-one as a brown solid  
(1.1g, ~70% pure);

<sup>1</sup>H NMR (CDCl<sub>3</sub>): δ 8.01 (dd, 1H), 7.91 (dd, 1H), 7.40 (d, 1H), 3.14 (d, 2H), 2.86  
(d, 2H).

30 The crude 7-nitro-chroman-2-one (1.1 g, approx. 4.2mmol) was dissolved in  
tetrahydrofuran (15ml). Pyrrolidine (0.35ml) was added and the reaction mixture  
stirred for 1 hour. The solution was adsorbed onto silica and eluted using methanol in

dichloromethane. 3-(2-hydroxy-4-nitrophenyl)-1-pyrrolidin-1-yl-propan-1-one was obtained as a brown solid (900mg, 3.40mmol);

<sup>1</sup>H NMR (CDCl<sub>3</sub>): δ 10.62 (br, 1H); 7.74 (d, 1H); 7.66 (dd, 1H); 7.17 (d, 1H); 3.47 (m, 2H); 3.36 (m, 2H); 3.00 (m, 2H); 2.70 (m, 2H); 1.92 (m, 4H); MS (ES+) 265.2

5 (M+H<sup>+</sup>; 100%).

This amide (900mg, 3.4mmol) was dissolved in dimethylformamide (100ml) and potassium carbonate (516mg) added, followed by iodomethane (0.6ml, 3.7mmol). The solution was stirred for 5 hours, then concentrated *in vacuo*. The residual oil was partitioned between ethyl acetate (50ml) and H<sub>2</sub>O (50ml), the aqueous layer extracted

10 with ethyl acetate (3 x 50ml), the combined organic phases washed with brine (20ml), dried (MgSO<sub>4</sub>) and evaporated to yield 3-(2-methoxy-4-nitrophenyl)-1-pyrrolidin-1-yl-propan-1-one as a black oil (900mg, 3.2mmol);

<sup>1</sup>H NMR (CDCl<sub>3</sub>): δ 7.78 (dd, 1H, J=8.2 Hz, 2.2 Hz); 7.68 (d, 1H, J=2.2 Hz); 7.36 (d, 1H, J=8.2 Hz); 3.93 (s, 3H); 3.46 (t, 4H, J=6.6 Hz); 3.34 (t, 2H, J=7.7 Hz); 2.55 (t,

15 2H, J=7.7 Hz); 1.89 (m, 4H)

This amide (900mg, 3.2mmol) was dissolved in tetrahydrofuran (150ml) and treated with borane:tetrahydrofuran (1M, 10ml). The reaction mixture was heated to 50°C for 4 hours, followed by a further addition of borane:THF solution (10ml). After heating for a further 16 hours, a third portion (10ml) was added, and heating maintained for a

20 further 3 hours. The reaction mixture was cooled and methanol (10ml) added, followed by conc. hydrochloric acid (0.5ml). The mixture was heated to 80°C for 1 hour, then evaporated *in vacuo*. The residue was partitioned between ethyl acetate (50ml) and H<sub>2</sub>O (50ml), the aqueous phases extracted with ethyl acetate (3 x 50ml) and the combined organics washed with brine (20ml), dried (MgSO<sub>4</sub>) and evaporated.

25 The resultant crude brown oil was purified by chromatography on silica gel using methanol in dichloromethane as eluent. 1-[3-(2-methoxy-4-nitrophenyl)-propyl]-pyrrolidine was obtained as a clear oil (186mg, 22%);

<sup>1</sup>H NMR (CDCl<sub>3</sub>): δ 7.80 (dd, 1H); 7.78 (d, 1H); 7.29 (d, 1H); 3.93 (s, 3H); 3.20 (m, 2H), 2.82 (m, 2H); 2.68 (m, 4H); 2.16 (m, 4H); 1.86 (m, 2H).

30 This amine (186mg, 0.7mmol) was dissolved in 4:1 mixture of ethanol:THF (20ml), and palladium on carbon (10% wet paste; 100mg) added. The mixture was stirred

under an atmosphere of hydrogen for 16h, then filtered over filter-aid and evaporated to yield 3-methoxy-4-(3-pyrrolidin-1-yl-propyl)-phenylamine as a colourless oil (148mg, 90%);

<sup>1</sup>H NMR (CDCl<sub>3</sub>): δ 6.88 (m, 1H); 6.21 (m, 2H); 3.74 (s, 3H); 3.61 (br, 2H); 2.49 (m, 8H); 1.77 (m, 6H).

This amine was used in place of 3-methoxy-4-(3-pyrrolidin-1-yl-propyl)-phenylamine in using the procedure of **Example A4** to give 2-[3-methoxy-4-(3-pyrrolidin-1-yl-propyl)-phenyl]-5-phenoxy-isoindole-1,3-dione.

## 10 **Example G2**

### **4-(1,3-Dioxo-5-phenoxy-1,3-dihydro-isoindol-2-yl)-2-methoxymethoxy-N-(2-pyrrolidin-1-yl-ethyl)-benzamide**

A solution of 2-chloro-4-nitrophenol [Specs] (345mg, 2mmol) in DMF (5ml) was treated with sodium hydride (60% oil dispersion, 140mg, 3.5mmol), then chloromethylmethyl ether (193mg, 182ul, 2.4mmol). The mixture was stirred for 24 h then methanol (5ml) added, the mixture stirred for a further 1h then evaporated, the residue dissolved in dichloromethane, filtered, evaporated and the residue purified by flash chromatography (diethyl ether – hexane) to afford 1-chloro-2-methoxymethoxy-4-nitro-benzene as a clear oil;

<sup>1</sup>H NMR (CDCl<sub>3</sub>): δ 3.55 (3H, s), 5.35 (2H, s), 7.53 (1H, d), 7.84 (1H, dd), 8.05 (1H, d).

This material (445mg, 2.05mmol) was dissolved in DMF (5ml) and treated with *N*-2-hydroxyethylpyrrolidine (288mg, 2.5mmol), and sodium hydride (60% oil dispersion, 90mg, 2.3mmol), added. The mixture was heated to 80°C for 8 hours then cooled and stirred at RT for 30h. The solvent was removed *in vacuo*, and the residue subjected to flash chromatography (aq. ammonia – methanol – dichloromethane) to afford 1-[2-(2-methoxymethoxy-4-nitro-phenoxy)-ethyl]-pyrrolidine as a waxy solid (449mg, 1.5mmol).

<sup>1</sup>H NMR (CDCl<sub>3</sub>): δ 1.81 (4H, m), 2.66 (4H, m), 2.97 (2H, t), 3.53 (3H, s), 4.25 (2H, t), 5.26 (2H, s), 6.95 (1H, d), 7.94 (1H, dd), 8.00 (1H, d).

This material (449mg, 1.5mmol) was dissolved in ethanol (30ml) and hydrogenated on 10% Pd on carbon (100mg) for 6 hours at RTP. The catalyst was removed by

filtration and the filtrate evaporated to give 3-methoxymethoxy-4-(2-pyrrolidin-1-yl-ethoxy)-phenylamine as a white solid;

<sup>1</sup>H NMR (CDCl<sub>3</sub>): δ 1.80 (4H, m), 2.64 (4H, m), 2.86 (2H, t), 3.4 (2H, brs), 3.50 (3H, s), 4.07 (2H, t), 5.16 (2H, s), 6.28 (1H, dd), 6.54 (1H, d), 6.76 (1H, d)

- 5 This material was treated with 3-phenoxyphthalic anhydride in the same manner as for 4-(2-diisopropylamino-ethoxy)-3-methoxy-phenylamine in **Example A4** to give the title compound, which crystallised from dilute TFA in ether as a trifluoroacetate salt.

#### 10 **Example G3**

##### **2-[3-(2-Methoxy-ethoxy)-4-(2-pyrrolidin-1-yl-ethoxy)-phenyl]-5-phenoxy-isoindole-1,3-dione**

- 2-Chloro-4-nitrophenol was treated with 2-methoxyethyl chloride [Aldrich] in place of chloromethyl methyl ether in the procedure of **Example G2** to give the title  
15 compound, which crystallised from dilute TFA in ether as a trifluoroacetate salt.

#### **Example G4**

##### **2-[3-Methoxymethyl-4-(2-pyrrolidin-1-yl-ethoxy)-phenyl]-5-phenoxy-isoindole-1,3-dione**

- 20 1-Chloro-2-methoxymethyl-4-nitro-benzene [Patent: US 5084449 A] was utilised in place of 1-chloro-2-methoxymethoxy-4-nitro-benzene in the procedure of **Example G2** to afford the title compound as a white solid as the trifluoroacetate salt.

#### **Example G5**

- 25 **2-[3-Hydroxy-4-(2-pyrrolidin-1-yl-ethoxy)-phenyl]-5-phenoxy-isoindole-1,3-dione**

- 4-(1,3-Dioxo-5-phenoxy-1,3-dihydro-isoindol-2-yl)-2-methoxymethoxy-*N*-(2-pyrrolidin-1-yl-ethyl)-benzamide [**Example G2**] was treated with trifluoroacetic acid (1ml, 1M in dichloromethane). After 30 minutes, the solvent was removed to afford  
30 the title compound as a trifluoroacetate salt.

**Example G6****2-{4-[2-(2,5-Dimethyl-pyrrolidin-1-yl)-ethoxy]-3-methoxy-phenyl}-5-phenoxy-isoindole-1,3-dione**

5 2,5-dimethyl-pyrrolidine was treated in the same manner as azetidine in **Example G11** to give first

1-(2,5-dimethyl-pyrrolidin-1-yl)-2-(2-methoxy-4-nitro-phenoxy)-ethanone;

<sup>1</sup>H NMR (CDCl<sub>3</sub>): δ 7.86 (dd, 1H), 7.76 (d, 1H), 6.93 (d, 1H), 4.85 (bm, 2H), 4.12 (bm, 2H), 3.96 (s, 3H), 2.11 (bm, 1H), 1.99 (bm, 1H), 1.70 (bm, 2H), 1.30 (m, 6H).

10 This was treated in the same manner as 1-azetidin-1-yl-2-(2-methoxy-4-nitro-phenoxy)-ethanone [**Example 19**] to give 1-[2-(2-methoxy-4-nitro-phenoxy)-ethyl]-2,5-dimethyl-pyrrolidine;

<sup>1</sup>H NMR (CDCl<sub>3</sub>): δ 7.89 (dd, 1H), 7.74 (d, 1H), 6.92 (m, 1H), 4.16 (t, 2H), 3.94 (s, 3H), 2.71 (m, 2H), 1.87 (m, 2H), 1.39 (m, 2H), 1.15 & 1.05 (d, 6H).

15 This material was treated in the same manner as 1-[2-(2-methoxy-4-nitro-phenoxy)-ethyl]-azetidine in **Example G11** to give the title compound (as a mixture of meso isomers and enantiomers).

**Example G7**

20 **2-{4-[2-(2-methyl-pyrrolidin-1-yl)-ethoxy]-3-methoxy-phenyl}-5-phenoxy-isoindole-1,3-dione**

2-methylpyrrolidine was treated in the same manner as azetidine in **Example G11** to give first 2-(2-methoxy-4-nitro-phenoxy)-1-(2-methyl-pyrrolidin-1-yl)-ethanone; <sup>1</sup>H

NMR (CDCl<sub>3</sub>): δ 7.84 (dd, 1H), 7.75 (d, 1H), 6.94 (d, 1H), 4.79 (s, 2H), 4.23 (bm,

25 3H), 3.96 (s, 3H), 3.53 (bm, 2H), 1.96 (bm, 4H), 1.20 (d, 3H). This was treated in the same manner as 1-azetidin-1-yl-2-(2-methoxy-4-nitro-phenoxy)-ethanone [**Example 19**] to give 1-[2-(2-methoxy-4-nitro-phenoxy)-ethyl]-2-methyl-pyrrolidine;

<sup>1</sup>H NMR (CDCl<sub>3</sub>): δ 7.89 (dd, 1H), 7.74 (d, 1H), 6.92 (d, 1H), 4.24 (t, 2H), 3.94 (s, 3H), 3.28 (m, 2H), 2.66 (q, 1H, J=6.5 Hz), 2.4 (m, 2H), 1.95 (m, 1H), 1.79 (m, 2H),

30 1.46 (m, 1H), 1.14 (d, 3H, J=6.07 Hz). This material was treated in the same manner as 1-[2-(2-methoxy-4-nitro-phenoxy)-ethyl]-azetidine in **Example G11** to give the title compound.

**Example G8****2-{4-[2-(2-methyl-piperidin-1-yl)-ethoxy]-3-methoxy-phenyl}-5-phenoxy-isoindole-1,3-dione**

5 2-Methylpiperidine was treated in the same manner as azetidine in **Example G11** to give first 2-(2-methoxy-4-nitro-phenoxy)-1-(2-methyl-piperidin-1-yl)-ethanone; <sup>1</sup>H NMR (CDCl<sub>3</sub>): δ 7.85 (dd, 1H), 7.75 (d, 1H), 6.97 (d, 1H), 4.88 (s, 2H), 3.96 (s, 3H), 1.72–1.65 (bm, 6H), 1.30-1.13 (bm, 6H); *m/z* [AP<sup>+</sup>] 309.2 (MH<sup>+</sup>, 100 %). This was treated in the same manner as 1-azetidin-1-yl-2-(2-methoxy-4-nitro-phenoxy)-ethanone [**Example 19**] to give 1-[2-(2-methoxy-4-nitro-phenoxy)-ethyl]-2-methyl-

10 piperidine.

<sup>1</sup>H NMR (CDCl<sub>3</sub>): δ 7.86 (dd, 1H), 7.76 (d, 1H), 6.93 (d, 1H), 4.91 (bm, 2H), 3.96 (s, 3H), 1.85 (bm, 2H), 1.63 (bm, 4H), 1.56-1.50 (bm, 2H), 1.32-1.21 (bm, 6H); *m/z* [AP<sup>+</sup>] 323.2 (MH<sup>+</sup>, 100 %). This material was treated in the same manner as 1-[2-(2-methoxy-4-nitro-phenoxy)-ethyl]-azetidine in **Example G11** to give the title

15 compound.

**Example G9****2-{4-[2-((*cis*)-2,6-dimethyl-piperidin-1-yl)-ethoxy]-3-methoxy-phenyl}-5-phenoxy-isoindole-1,3-dione**

20 2,5-(*cis*)-Dimethylpiperidine was treated in the same manner as azetidine in **Example G11** to give first 1-[2-(2-methoxy-4-nitro-phenoxy)-ethyl]-(*cis*)-2,6-dimethyl-piperidine; <sup>1</sup>H NMR (CDCl<sub>3</sub>): δ 7.89 (dd, 1H), 7.74 (d, 1H), 6.94 (d, 1H), 4.21 (t, 2H), 3.94 (s, 3H), 3.17 (q, 1H), 2.95 (m, 1H), 2.84 (q, 1H), 2.39 (m, 2H), 1.65 (m, 4H), 1.33 (m, 2H), 1.12 (d, 3H).

25 This was treated in the same manner as 1-azetidin-1-yl-2-(2-methoxy-4-nitro-phenoxy)-ethanone [**Example 19**] to give 1-[2-(2-methoxy-4-nitro-phenoxy)-ethyl]-(*cis*)-2,6-dimethyl-piperidine;

<sup>1</sup>H NMR (CDCl<sub>3</sub>): δ 7.89 (dd, 1H), 7.74 (d, 1H), 6.91 (d, 1H), 4.09 (t, 2H), 3.93 (s, 3H), 3.11 (t, 2H), 2.56 (m, 2H), 1.69 (m, 1H), 1.55 (bm, 2H), 1.32 (m, 3H), 1.18 (d,

6H). This material was treated in the same manner as 1-[2-(2-methoxy-4-nitro-phenoxy)-ethyl]-azetidine in **Example G11** to give the title compound.

### **Example G10**

#### **2-{4-[2-(2,2,6,6-tetramethyl-piperidin-1-yl)-ethoxy]-3-methoxy-phenyl}-5-phenoxy-isoindole-1,3-dione.**

2,2,6,6-Tetramethylpiperidine was treated in the same manner as azetidine in **Example G11** to give first 2-(2-methoxy-4-nitro-phenoxy)-1-(2,2,6,6-tetramethyl-piperidin-1-yl)-ethanone;

<sup>1</sup>H NMR (CDCl<sub>3</sub>): δ 7.84 (dd, 1H), 7.75 (d, 1H), 6.86 (d, 1H), 4.84 (s, 2H), 3.96 (s, 3H), 1.77 (bm, 6H), 1.49 (s, 12H).

This was treated in the same manner as 1-azetidin-1-yl-2-(2-methoxy-4-nitro-phenoxy)-ethanone [**Example 19**] to give 1-[2-(2-methoxy-4-nitro-phenoxy)-ethyl]-2,2,6,6-tetramethyl-piperidine;

<sup>1</sup>H NMR (CDCl<sub>3</sub>): δ 7.89 (dd, 1H), 7.74 (d, 1H), 6.92 (d, 1H), 3.96 (m, 5H), 2.99 (t, 2H), 1.55 (bm, 2H), 1.08 (s, 12H).

This material was treated in the same manner as 1-[2-(2-methoxy-4-nitro-phenoxy)-ethyl]-azetidine in **Example G11** to give the title compound.

### **Example G11**

#### **2-[4-(2-Azetidin-1-yl-ethoxy)-3-methoxy-phenyl]-5-phenoxy-isoindole-1,3-dione**

A suspension of (2-methoxy-4-nitro-phenoxy)acetic acid [FEBS Lett. (1983), 153(2), 431], (3.12g 15.9mmol) in dichloromethane (100ml) was cooled down to 0°C in an ice bath before oxalyl chloride (5.26g, 41.7mmol) was added. The reaction mixture was stirred for 45 minutes, giving a clear solution. The solvents were removed *in vacuo* to give (2-methoxy-4-nitro-phenoxy)-acetyl chloride as a pale yellow solid. (3.41 g, 100%);

<sup>1</sup>H NMR (CDCl<sub>3</sub>): δ 7.87 (dd, 1H), 7.81 (d, 1H), 6.92 (d, 1H), 5.09 (s, 2H), 3.98 (s, 3H).

A solution of this acid chloride (300mg, 1.22mmol) was dissolved in dichloromethane (12ml) and treated with azetidine (76mg, 1.34mmol) followed by triethylamine (370mg, 3.66mmol). The reaction mixture was stirred at RT for 16h under an argon



atmosphere. The solvent was removed *in vacuo* to give a dark brown oil which was purified by flash chromatography on silica gel (eluting with dichloromethane – methanol – aqueous ammonia) to give 1-azetidin-1-yl-2-(2-methoxy-4-nitro-phenoxy)-ethanone as a yellow oil (150mg, 46 %);

5 <sup>1</sup>H NMR (CDCl<sub>3</sub>): 7.88 (dd, 1H), 7.77 (d, 1H), 6.91 (d, 1H), 4.70 (s, 2H), 4.37 (t, 2H), 4.11 (t, 2H), 3.96 (s, 3H), 2.34 (q, 2H).

This amide was dissolved in THF (15ml) then borane (5.6ml, 1M solution in THF) was introduced. The reaction mixture was stirred for 18 hours at 50°C under argon. Excess borane was quenched by the dropwise addition of MeOH then aq HCl (2M,  
10 200ul). The solvent was removed *in vacuo* and the residual oil partitioned between ethyl acetate and a saturated solution of aqueous sodium bicarbonate (20ml). The aqueous phase was extracted with ethyl acetate (3 x 50ml). The combined ethyl acetate layers were washed with brine and dried over MgSO<sub>4</sub>. The solvent was removed *in vacuo* to yield 1-[2-(2-methoxy-4-nitro-phenoxy)-ethyl]-azetidine as a  
15 pale red oil (53mg, 38 %);

<sup>1</sup>H NMR (CDCl<sub>3</sub>): 7.89 (dd, 1H, J=8.9), 7.73 (d, 1H), 6.89 (d, 1H), 4.09 (t, 2H), 3.93 (s, 3H), 3.35 (t, 4H), 2.91 (t, 2H), 2.13 (t, 2H).

1-[2-(2-methoxy-4-nitro-phenoxy)-ethyl]-azetidine (53.5mg, 0.21mmol) was dissolved in a 1:1 mixture of THF and ethanol (7ml) and 10% palladium on carbon  
20 paste (150mg) introduced. The reaction mixture was stirred under an atmosphere of hydrogen for 50 hours at RT. The catalyst was filtered off over filter-aid and the filtrate evaporated to give 4-[2-azetidin-1-yl-ethoxy]-3-methoxy-phenylamine as a brown oil (47mg, 100%). This material was treated with 3-phenoxyphthalic anhydride in the same manner as for 4-(2-diisopropylamino-ethoxy)-3-methoxy-  
25 phenylamine in **Example A4** to give the title compound.

### Example G12

#### 2-{4-[2-(7-Aza-bicyclo[2.2.1]hept-7-yl)-ethoxy]-3-methoxy-phenyl}-5-phenoxy-isoindole-1,3-dione

30 7-Aza-bicyclo[2.2.1]heptane [J. Am. Chem. Soc. (1989), 111(5), 1776-81], was treated in the same manner as azetidine in **Example G11** to give the title compound.

**Example G13****2-{4-[2-(2-Aza-bicyclo[2.2.2]oct-2-yl)-ethoxy]-3-methoxy-phenyl}-5-phenoxy-isoindole-1,3-dione**

2-Aza-bicyclo[2.2.2]octane [J. Am. Chem. Soc. (1989), 111(5), 1776-81], was treated  
5 in the same manner as azetidine in **Example G11** to give the title compound.

**Example G14****2-{3-Methoxy-4-[2-(4-phenyl-piperidin-1-yl)-ethoxy]-phenyl}-5-phenoxy-isoindole-1,3-dione**

10 4-Phenylpiperidine [AstaTech] was treated in the same manner as azetidine in **Example G11** to give the title compound.

**Example G15****5-Phenoxy-2-(2-pyrrolidin-1-ylmethyl-2,3-dihydro-benzo[1,4]dioxin-6-yl)-isoindole-1,3-dione**

15 2-Pyrrolidin-1-ylmethyl-2,3-dihydro-benzo[1,4]dioxin-6-ylamine [WO 0121577 A2] was treated with 3-phenoxyphthalic anhydride in the same manner as for 4-(2-diisopropylamino-ethoxy)-3-methoxy-phenylamine in **Example A4** to give the title compound.

20

**Example G16****Dimethyl-[7-(5-phenoxy-1,3-dihydro-isoindol-2-yl)-chroman-3-ylmethyl]-amine**

3-Dimethylaminomethyl-chroman-7-ylamine [WO 0121577 A2] was treated with 3-phenoxyphthalic anhydride in the same manner as for 4-(2-diisopropylamino-ethoxy)-  
25 3-methoxy-phenylamine in **Example A4** to give the title compound.

**Example G17****5-Phenoxy-2-(6-pyrrolidin-1-ylmethyl-5,6,7,8-tetrahydro-naphthalen-2-yl)-isoindole-1,3-dione**

30 6-Pyrrolidin-1-ylmethyl-5,6,7,8-tetrahydro-naphthalen-2-ylamine [WO 0121577 A2] was treated with 3-phenoxyphthalic anhydride in the same manner as for 4-(2-

diisopropylamino-ethoxy)-3-methoxy-phenylamine in **Example A4** to give the title compound.

#### **Example G18**

5 **5-Phenoxy-2-(3-Pyrrolidin-1-ylmethyl-2H-chromen-7-yl)-isoindole-1,3-dione**  
3-Pyrrolidin-1-ylmethyl-2H-chromen-7-ylamine [WO 0121577 A2] was treated with 3-phenoxyphthalic anhydride in the same manner as for 4-(2-diisopropylamino-ethoxy)-3-methoxy-phenylamine in **Example A4** to give the title compound.

#### 10 **Example G19**

**5-Phenoxy-2-(6-pyrrolidin-1-ylmethyl-7,8-dihydro-naphthalen-2-yl)-isoindole-1,3-dione**

6-Pyrrolidin-1-ylmethyl-7,8-dihydro-naphthalen-2-ylamine [WO 0121577 A2] was treated with 3-phenoxyphthalic anhydride in the same manner as for 4-(2-  
15 diisopropylamino-ethoxy)-3-methoxy-phenylamine in **Example A4** to give the title compound.

#### **Example G20**

20 **2-{3-Methoxy-4-[3-(4-phenyl-piperidin-1-yl)-propoxy]-phenyl}-5-phenoxy-isoindole-1,3-dione**

4-Phenyl-piperidine [Aldrich] was treated in the same manner as pyrrolidine in the procedure of **Example G21** to give the title compound.

#### **Example G21**

25 **2-[3-Methoxy-4-(3-pyrrolidin-1-yl-propoxy)-phenyl]-5-phenoxy-isoindole-1,3-dione**

A solution of 3-bromo-1-propanol (0.685 g, 4.93mmol), 4-nitroguaiacol (1 g, 5.91mmol) and tributylphosphine (1.49 g, 7.36mmol) in 20ml tetrahydrofuran was treated with 1,1'-(azodicarbonyl)dipiperidine (1.49g,mmol), added portionwise over 5  
30 mins, and the resulting mixture stirred for 16 hrs. The solvent was removed *in vacuo* and the residues partitioned between ethyl acetate (25ml) and 0.5 M HCl (25ml). The organic phase was washed with 0.5 M NaOH (4 x 25ml), water (25ml) and saturated

brine (25ml), then dried and concentrated to a pale yellow solid. This was purified by flash chromatography on silica gel (eluting with ethyl acetate - hexane) to give 1-(3-bromo-propoxy)-2-methoxy-4-nitro-benzene as a white solid (300mg, 21 %);

<sup>1</sup>H NMR (DMSO) δ 2.26-2.33 (m, 2H), 3.64-3.67 (t, 2H), 3.89 (s, 3H), 4.21-4.24 (t, 2H), 7.20-7.23 (d, 1H), 7.74-7.75 (d, 1H), 7.88-7.91 (dd, 1H).

This material (100mg, 0.34mmol) was treated with pyrrolidine (27mg, 0.37mmol) and potassium carbonate (96.7mg, 0.68mmol) in DMF (10ml). The mixture was heated to 70°C for 16 hrs and the resulting solution partitioned between water (25ml) and ethyl acetate (25ml). The organic phase was extracted and washed with water (10ml) and brine (5ml), then dried (MgSO<sub>4</sub>) and concentrated to yield 1-[3-(2-methoxy-4-nitro-phenoxy)-propyl]-pyrrolidine as a yellow oil (90mg, 94%);

<sup>1</sup>H-NMR (DMSO) δ 1.66-1.70 (m, 4H), 1.89-1.96 (m, 2H), 2.44-2.55 (m 6H), 3.88(s, 3H), 4.14-4.18 (t, 2H), 7.17-7.19 (d, 1H), 7.73-7.75 (d, 1H), 7.87-7.9 (dd, 2H).

This amine (90mg, 0.32mmol), was dissolved in ethanol (5ml) and treated with 10% palladium on carbon (40mg) then the mixture stirred under a hydrogen atmosphere for 16 hrs. The mixture was filtered through a plug of celite and the filtrate concentrated to yield 3-methoxy-4-(3-pyrrolidin-1-yl-propoxy)-phenylamine as a brown oil (75mg, 93 %);

<sup>1</sup>H-NMR (DMSO) δ 1.66-1.69(m, 4H), 1.76-1.79(m, 2H), 2.44(bm, 6H), 3.66(s, 3H), 3.79-3.82(t, 2H), 4.64(bs, 2H), 6.02-6.05(dd, 1H), 6.24-6.25(d, 1H), 6.61-6.63(d, 1H).

This aniline was treated with 3-phenoxyphthalic anhydride in the same manner as for 4-(2-diisopropylamino-ethoxy)-3-methoxy-phenylamine in **Example A4** to give the title compound.

## 25 **Example G22**

### **2-{3-Methoxy-4-[3-(4-methyl-piperazin-1-yl)-propoxy]-phenyl}-5-phenoxy-isoindole-1,3-dione**

N-methyl-piperazine [Aldrich] was treated in the same manner as pyrrolidine in the procedure of **Example G21** to give the title compound.

**Example G23****2-[4-(3-Azepan-1-yl-propoxy)-3-methoxy-phenyl]-5-phenoxy-isoindole-1,3-dione**

Hexamethylenamine [Aldrich] was treated in the same manner as pyrrolidine in the procedure of **Example G21** to give the title compound.

5

**Example G24****2-[3-Methoxy-4-(3-morpholin-4-yl-propoxy)-phenyl]-5-phenoxy-isoindole-1,3-dione**

Morpholine [Aldrich] was treated in the same manner as pyrrolidine in the procedure of **Example G21** to give the title compound.

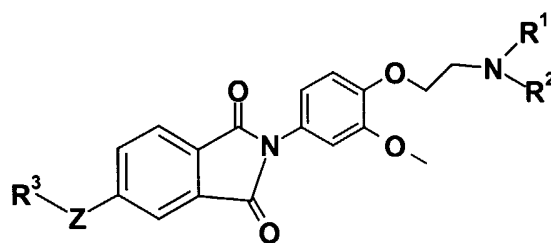
10

The following tables give examples which illustrate but do not limit the invention in any way.

15

**Table A**

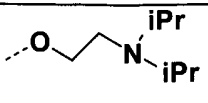
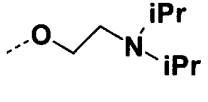
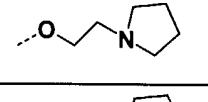
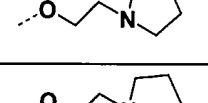
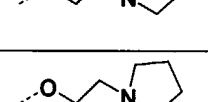
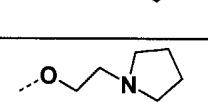
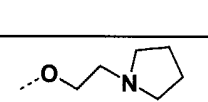
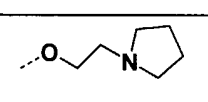
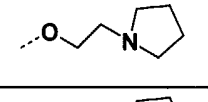
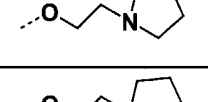
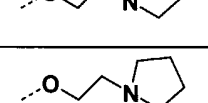
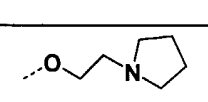
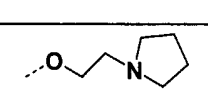
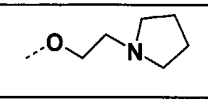
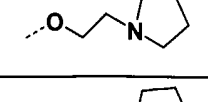
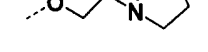


Encompassing compounds of general formula (A), a subset of formula (I) where QY = a phthalimide group, R<sup>6</sup> = OMe and ML is an oxyethyl group

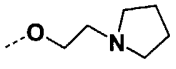
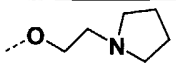
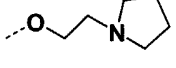
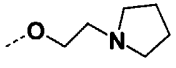
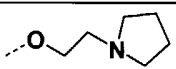
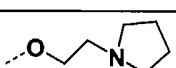
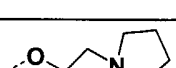
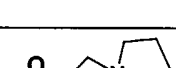
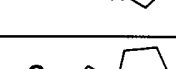

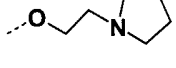
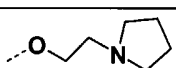
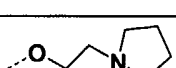
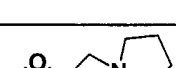

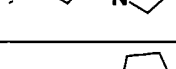
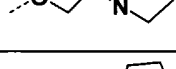


20

(A)

Example No.		Z	R3	[M+H] + (AP+)
A1		bond	Ph	473

A2		CH <sub>2</sub>	Ph	487
A3		NH	Ph	488
A4		O	Ph	459
A5		NH	Ph	458
A6		CH <sub>2</sub>	Ph	457
A7		S	Ph	475
A8		S	p-Cl-Ph	509, 511
A9		S	3-MeO-Ph	505
A10		S	4-HO-Ph	491
A11		S	4-F-Ph	493
A12		S	4-H <sub>2</sub> N-Ph	490
A13		S	4-F <sub>3</sub> C-Ph	543
A14		S	4-MeO-Ph	505
A15		O	4-Cl-Ph	493, 495
A16		O	4-F-Ph	477
A17		O	4-F <sub>3</sub> C-Ph	527
A18		O	4-F-3-Cl-Ph	561,563
A19		O	3-FI-Ph	477

A20		O	3-Cl-Ph	493, 495
A21		O	3- <sup>t</sup> Bu-Ph	515
A22		O	3-MeO-Ph	489
A23		O	3-Me-Ph	473
A24		O	4-Me-Ph	473
A25		O	4-NC-Ph	484
A26		O	2-NC-Ph	484
A27		O	2-MeS-Ph	505
A28		O	2-Br-Ph	537, 539
A29		O	2-Cl-Ph	493, 495
A30		O	2-F-Ph	477
A31		O	2-Et-Ph	487
A32		O	2,5-diF-Ph	495
A33		O	2-F <sub>3</sub> C-Ph	527
A34		O	2,4-diF-Ph	495
A35		O	4-F-2-MeO-Ph	507
A36		O	2-MeO-Ph	489

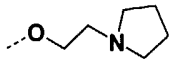
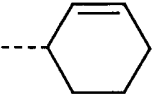
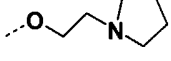
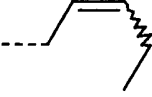
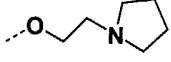
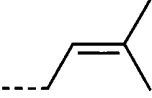
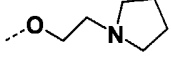
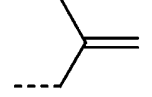
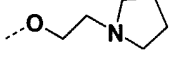
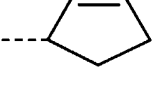
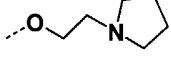
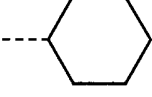

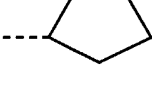
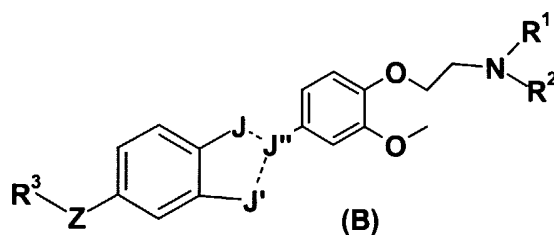
A37		O		463
A38		O		451
A39		O		451
A40		O		437
A41		O		449
A42		O		465
A43		O		451



Table B

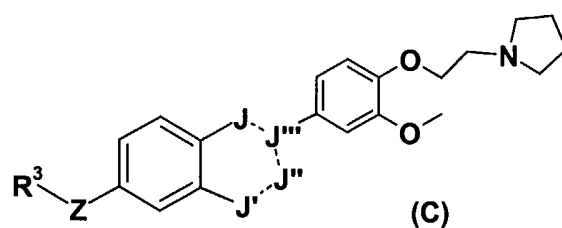
Encompassing compounds of general formula **B**, a subset of formula (I) where QY = a benzene ring fused onto a 5-membered heterocycle composed of groups J, J' and J'' and linked via J''; R<sup>6</sup> = OMe, ML is an oxyethyl group and R<sup>3</sup> = Ph



Example No.		Z	J	J'	J''	[M+H] <sup>+</sup> [AP+, 100%]
B1		bond	C=O	CH <sub>2</sub>	N	459
B2		bond	CH <sub>2</sub>	C=O	N	459
B3		O	C=O	CH <sub>2</sub>	N	445

Table C

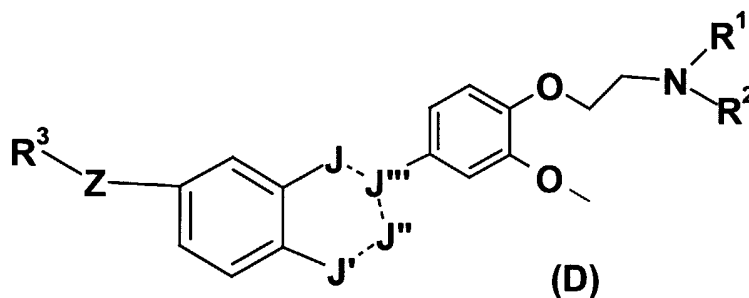
Encompassing compounds of general formula (C), a subset of formula (I) where QY = a benzene ring fused onto a 6-membered heterocycle composed of groups J, J', J'' and J''' and linked via J'''; ML is an oxyethyl group and NR<sup>1</sup>R<sup>2</sup> form a pyrrolidine ring.



Example No.	R <sup>3</sup>	Z	J	J'	J''	J'''	[M+H] <sup>+</sup> [AP+, 100%]
C1	Ph	O	C=O	N=	=N-	N	459
C2	Ph	O	C=O	N=	=CH-	N	458
C3	Ph	O	C=O	NH-	C=O	N	474
C4	Ph	O	C=O	N=	=CMe-	N	472
C5	Ph	bond	C=O	N=	=N-	N	443
C6	Ph	bond	C=O	N=	=CH-	N	442
C7	Ph	bond	C=O	NH-	C=O	N	458
C8	Ph	bond	C=O	-N=	=CMe-	N	456
C9	Allyl	O	C=O	N=	=CH-	N	422

Table D

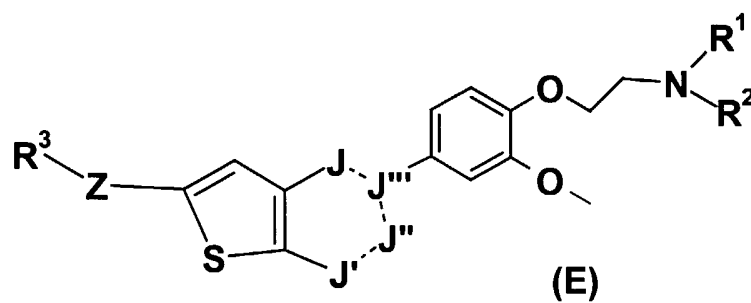
Encompassing compounds of general formula (D), a subset of formula (I) where QY = a benzene ring fused onto a 6-membered heterocycle composed of groups J, J', J'' and J''' and linked via J'''; ML is an oxyethyl group, R<sup>6</sup> = OMe



Example No.		R <sup>3</sup>	Z	J	J'	J''	J'''	[M+H] <sup>+</sup> [AP <sup>+</sup> ]
D1		Ph	O	C=O	N=	=N-	N	459
D2		Ph	O	C=O	N=	=CH-	N	458
D3		Ph	O	C=O	NH-	C=O	N	474
D4		Ph	O	C=O	N=	=CMe-	N	472
D5		4-ClPh	bond	C=O	N=	=CH-	N	476, 478

Table E

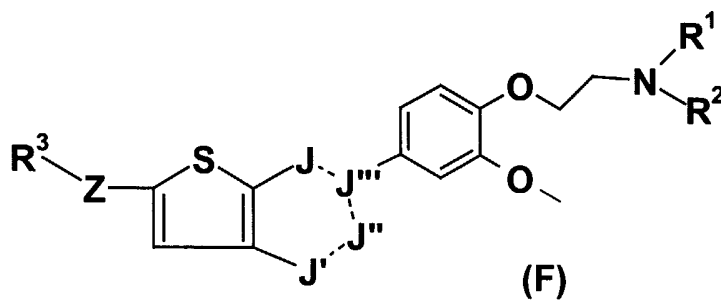
Encompassing compounds of general formula (E), a subset of formula (I) where QY = a thiophene ring fused onto a 6-membered heterocycle composed of groups J, J', J'' and J''' and linked via J'''; ML is an oxyethyl group, R<sup>3</sup> = Ph; R<sup>6</sup> = OMe, Z = a bond



Example No.		A	A'	A''	A'''	[M+H] <sup>+</sup> [AP+, 100%]
E1		C=O	N=	=N-	N	449
E2		C=O	N=	=CH-	N	448

Table F

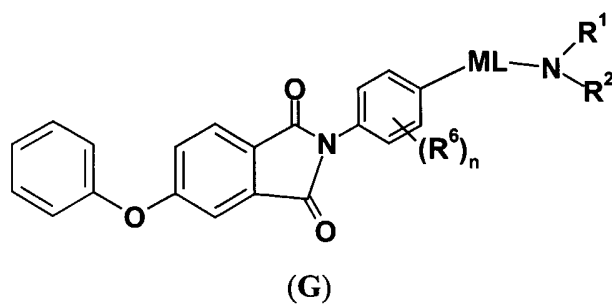
Encompassing compounds of general formula (F), a subset of formula (I) where QY = a thiophene ring fused onto a 6-membered heterocycle composed of groups J, J', J'' and J''' and linked via J'''; ML is an oxyethyl group, R<sup>3</sup> = Ph; R<sup>6</sup> = OMe; Z = a bond



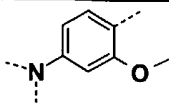
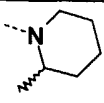
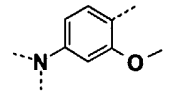
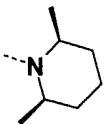
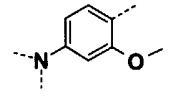
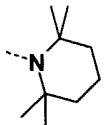
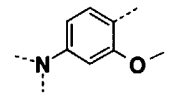
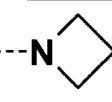
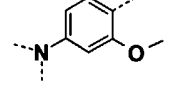
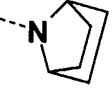
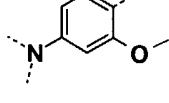
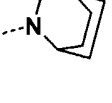
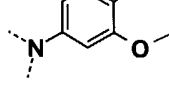
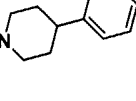
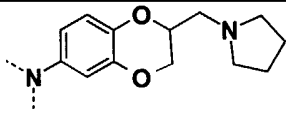
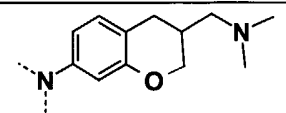
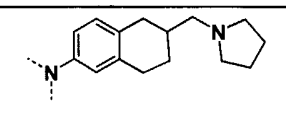
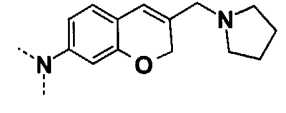
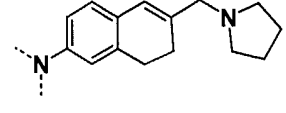
Example No.		J	J'	J''	J'''	[M+H] <sup>+</sup> [AP+, 100%]
F1		C=O	N=	=CH-	N	448
F2		C=O	N=	=C(SMe)-	N	494
F3		C=O	NH	C=S	N	480

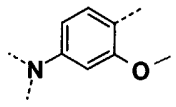
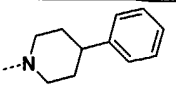
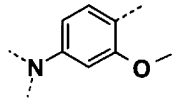
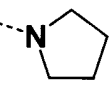
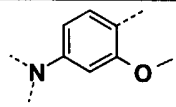
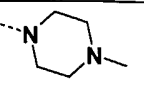
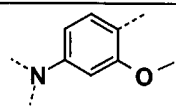
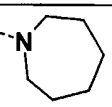
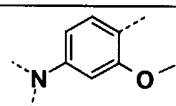
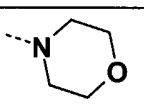
Table G

Encompassing compounds of general formula (G), a subset of formula (I) where QY = a phthalimide group and Z is O and  $R^3 = \text{Ph}$  (=phenyl).



Example No.		ML	$R^2-N-R^1$	$[M+H]^+$ AP+
G1		$-(\text{CH}_2)_3-$		457
G2		$-\text{O}-(\text{CH}_2)_2-$		489
G3		$-\text{O}-(\text{CH}_2)_2-$		503
G4		$-\text{O}-(\text{CH}_2)_2-$		473
G5		$-\text{O}-(\text{CH}_2)_2-$		445
G6		$-\text{O}-(\text{CH}_2)_2-$		487
G7		$-\text{O}-(\text{CH}_2)_2-$		473

G8		-O-(CH <sub>2</sub> ) <sub>2</sub> -		487
G9		-O-(CH <sub>2</sub> ) <sub>2</sub> -		501
G10		-O-(CH <sub>2</sub> ) <sub>2</sub> -		529
G11		-O-(CH <sub>2</sub> ) <sub>2</sub> -		445
G12		-O-(CH <sub>2</sub> ) <sub>2</sub> -		485
G13		-O-(CH <sub>2</sub> ) <sub>2</sub> -		499
G14		-O-(CH <sub>2</sub> ) <sub>2</sub> -		549
G15				457
G16				455
G17				453
G18				453
G19				451

G20		-O-(CH <sub>2</sub> ) <sub>3</sub> -		563
G21		-O-(CH <sub>2</sub> ) <sub>3</sub> -		473
G22		-O-(CH <sub>2</sub> ) <sub>3</sub> -		502
G23		-O-(CH <sub>2</sub> ) <sub>3</sub> -		501
G24		-O-(CH <sub>2</sub> ) <sub>3</sub> -		489

Examples given show a pK<sub>i</sub> in binding to the 353 form of the 11CBy receptor of >6; the most potent examples would have a pK<sub>i</sub> in the range 7.5-8, for example A5, C5, F1.

- 5 The activity of the compounds used in this invention has been assessed by competitive binding assays to 11CBy receptors, as follows:

### Radioligand Binding Studies

- 10 Radioligand binding assays were carried out on well washed membranes from HEK293 cells stably expressing 11CBy receptors. Membranes (5-15 mg protein) were incubated with [<sup>125</sup>I]-Melanin Concentrating Hormone (0.22 nM)(obtained from NEN) in the presence and absence of competing test compounds for 45 min at 37°C in a buffer (pH7.4), containing 50mM Tris and 0.2% BSA. Non-specific binding was
- 15 defined using 0.1 mM Melanin Concentrating Hormone (obtained from Bachem). The test compounds were added at concentrations between 10M and 10pM in 10 concentration steps. Following incubation, the reaction was stopped by filtration through GF/B filters and washed with 4 x 1ml of ice-cold 50mM Tris buffer. Microscint 20 (Packard) was added to the filters and the radioactivity measured using
- 20 a Packard TopCount.



Bound cpm in the presence of test compound was expressed as a fraction of the bound cpm in the absence of test compound and plotted against the concentration of compound. From this an IC50 was determined from which the pKi was calculated.

5

The compounds described in Examples have a pKi value of greater than 6. For example, the compounds of examples A5, C5 and F1 have a pKi in the range 7.5-8.

#### 10 Study of Effects of 11CBy Antagonists on Plasma Glucagon and Blood Glucose Levels

In chronically femoral artery and vein cannulated conscious CD rats, MCH @ 50 ug/kg (iv) produced 48.7% and 21% increases in plasma glucagon from the pre-treatment value after 5 and 15 minutes respectively. Glucagonotropic effects of MCH  
15 produced a maximum rise in blood glucose concentration after 15 min (101%).

Intravenous administration of the title compound from Example A4 (pKi = 7.7) at a level of 15 mg/kg five minutes prior to iv bolus injection in the rat glucagon secretion model reduced the rise in plasma glucagon to 2.7% after 15 min with no rise after 5  
20 minutes, while blood glucose increased by only 44%

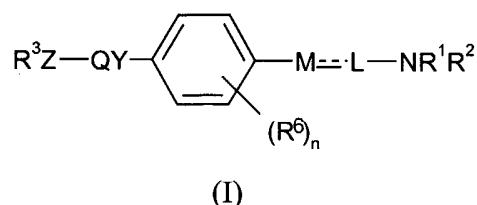
Table 1. Plasma glucagon (pg/ml) and blood glucose levels (mmol/l) in conscious CD rats

Plasma glucagon			
Groups	0	5 min	15min
Vehicle (1ml/kg)	26.3±1.6 (6)	29.35±3.7 (7)	25.74±1.3(7)
MCH (50ug/kg)	23.6±1.2(6)	35.16±2.5(7)	28.67±1.61(7)
Example A4 (15 mg/kg) + MCH	23.45±1.16(7)	30.85±2.01(7)	22.87±0.56(5)
Blood glucose			
Groups	0	5 min	15min
Vehicle (1ml/kg)	6.06±0.11 (7)	6.14±0.23 (7)	6.3±0.25(7)
MCH (50ug/kg)	5.87±0.22 (7)	6.5±0.33 (7)	11.81±1.27(7)
Example A4 (15 mg/kg) + MCH	5.35±0.23 (7)	6.46±0.46(7)	7.71±0.43 (7)

5 Parenthesis = animal numbers. Example A4 given alone produced no change in either plasma glucagon and blood glucose levels. Plasma glucagon determined by commercial RIA kit.

What is claimed is:

1. A compound of formula (I) comprising:



a salt or solvate thereof, wherein

M is a group selected from the group consisting of O, S, C=O, NH and CH<sub>2</sub>;

L is a 2- or 3- membered alkylene chain;

wherein together M-L may be optionally substituted by at least one moiety selected from the group consisting of methyl, ethyl, hydroxy and C<sub>1-3</sub> alkoxy;

(i) R<sup>1</sup> and R<sup>2</sup> are each independently selected from the group consisting of hydrogen, C<sub>1-6</sub> straight or branched alkyl which may be optionally substituted by phenyl, and C<sub>3-6</sub> cycloalkyl optionally substituted by one or more C<sub>1-6</sub> alkyl groups;

or (ii) R<sup>1</sup> and R<sup>2</sup> together with the nitrogen atom to which they are bonded form a 4-8 membered heterocyclic ring or a 7-10 membered bicyclic heterocyclic ring containing 1, 2, 3, or 4 heteroatoms selected from N, S, and O, wherein said 4 to 8 membered heterocyclic ring and said 7 to 10 membered bicyclic heterocyclic ring are optionally substituted with a substituent selected from the group consisting of phenyl and from one to four C<sub>1-3</sub> alkyl;

each R<sup>6</sup> is the same or different and is independently selected from the group consisting of hydroxy, C<sub>1-2</sub>alkyl, C<sub>1-3</sub>alkoxy, halo, C<sub>2-3</sub>alkenyl, benzyl, and -C(R<sup>a</sup>)NOR<sup>b</sup>, wherein R<sup>a</sup> and R<sup>b</sup> are each independently selected from the group consisting of hydrogen, methyl, methoxymethyl, methoxymethoxy, and methoxyethoxy and n is 1, 2, 3, or 4;

QY is a bicyclic fused heterocyclic ring wherein Q and Y are each one ring of said bicyclic fused heterocyclic group, wherein said Y ring contains from 1 to 3 nitrogens and is bound to the phenyl ring of formula (I) via a nitrogen atom, and said

Q ring is a 5- or 6- membered aryl or heterocyclic ring having a group  $ZR^3$ ; Z is bound to the Q ring;

Z is selected from the group consisting of a direct bond, NH,  $NCH_3$ , O, S, and  $CH_2$ ; and

$R^3$  is a group selected from the group consisting of aryl, alk-2-en-1-yl, cycloalkyl and cycloalk-2-en-1-yl and wherein said aryl, alk-2-en-1-yl, cycloalkyl, and cycloalk-2-en-1-yl are optionally substituted from 1 to 3 times with a substituent selected from the group consisting of  $C_{1-3}$  alkyl, halo, amino, alkylamino, dialkylamino, hydroxy,  $C_{1-3}$  alkoxy, cyano, trifluoromethyl, and methylthio groups.

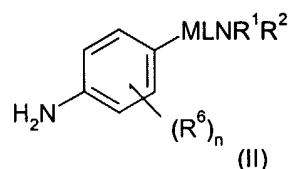
2. The compound of claim 1 wherein M is O or  $CH_2$ .
3. The compound of claim 2 wherein M is O.
4. The compound of claim 1 wherein L is  $(CH_2)_2$ .
5. The compound of claim 1 wherein L is linked to the phenyl ring of formula (I) via an  $R^6$  substituent located in the ortho position relative to the group M to form a bicyclic structure.
6. The compound of claim 5 wherein said bicyclic structure is selected from the group consisting of 1,4-benzodioxan, benzopyran, 1,2-dihydrobenzopyran, 1,2,3,4-tetrahydronaphthalene, and 1,2-dihydronaphthalene.
7. The compound of claim 1 wherein (i)  $R^1$  and  $R^2$  independently are a  $C_{1-6}$  alkyl.
8. The compound of claim 7 wherein  $R^1$  and  $R^2$  independently are methyl and isopropyl.
9. The compound of claim 1 wherein (ii) when  $R^1$  and  $R^2$  together with the nitrogen atom to which they are bonded form a 4- to 8-membered heterocyclic ring, said 4-

to 8-membered heterocyclic ring is selected from the group consisting of azetendinyl, pyrrolidinyl, and piperidinyl.

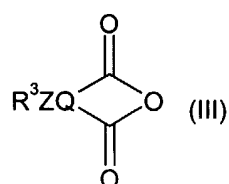
10. The compound of claim 9 wherein  $\text{NR}^1\text{R}^2$  represents a pyrrolidinyl group.
11. The compound of claim 1 wherein  $\text{NR}^1\text{R}^2$  represents a 5- or 6- membered heterocyclic group optionally substituted by 1 to 4 methyl groups or a phenyl group.
12. The compound of claim 1 wherein QY is a 5,5; 5,6; 6,5; or 6,6 bicyclic fused heterocyclic ring.
13. The compound of claim 1 wherein QY is a group selected from isoindole-1,3-dione, 2,3-dihydro-isoindole-1-one, 3-H-benzo[d](1,2,3)triazin-4-one, 3-H-quinazolin-4-one, 1-H-quinazoline-2,4-dione, 3-H-thieno[2,3-d]-1-triazine-4-one, 3-H-thieno[2,3d]pyrimidin-4-one, 3-H-thieno[3,2-d]pyrimidin-4-one, 2-thioxo-2,3-dihydro-1-H-thieno[3,2-d]pyrimidine-4-one, 2-methylthio-3H-thieno[3,2-d]pyrimidin-4-one.
14. The compound of claim 1 wherein at least one  $\text{R}^6$  is in the ortho position with respect to the group M.
15. The compound of claim 1 wherein  $\text{R}^6$  is methoxy.
16. The compound of claim 1 wherein Z is a bond or an oxygen atom.
17. The compound of claim 1 wherein  $\text{R}^3$  is selected from the group consisting of (i) phenyl which is optionally substituted by halogen, hydroxy,  $\text{C}_{1-3}$  alkoxy,  $\text{C}_{1-4}$  alkyl, cyano or trifluoromethyl, (ii)  $\text{C}_{5-7}$  cycloalkyl, (iii)  $\text{C}_{5-7}$  2-cycloalkenyl, and (iv)  $\text{C}_3$  -<sub>6</sub> alk-2-en-1-yl.
18. The compound of claim 1 wherein  $\text{R}^3$  represents phenyl.

19. 3-[3-Methoxy-4-(2-pyrrolidin-1-yl-ethyl)-phenyl]-7-phenyl-3H-benzo-[d][1,2,3]triazin-4-one and physiologically acceptable acid addition salts thereof.
20. 3-[3-Methoxy-4-(2-pyrrolidin-1-yl-ethoxy)-phenyl]-6-phenyl-3H-thieno-[3,2-d]pyrimidin-4-one and physiologically acceptable acid addition salts thereof.
21. A pharmaceutical composition comprising a compound of claim 1 or a physiologically acceptable salt or solvate thereof and one or more pharmaceutically acceptable carriers or excipients.
22. A compound of claim 1 or a physiologically acceptable salt or solvate thereof for use in therapy.
23. A method of treating one or more Disorders which comprises administering to a mammal suffering from one or more of the Disorders an effective amount of a compound of claim 1 or a physiologically acceptable salt or solvate thereof.
24. The method of claim 23 wherein said Disorders are selected from the group consisting of obesity, diabetes, major depression, schizophrenia, sleep disorders, and anxiety.
25. The method of claim 23 wherein said mammal is a human.
26. The use of a compound of claim 1 in the manufacture of a therapeutic agent for the treatment of one or more of the Disorders.

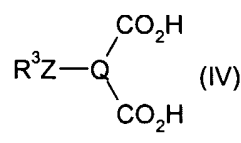
27. A process for preparing a compound of formula (I) according to claim 1 wherein Y is a 5 membered ring containing two carbonyl groups comprising reacting an aniline of formula (II)



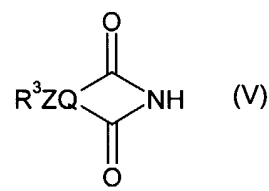
or a protected derivative thereof with an anhydride of formula (III)



an orthodicarboxylic acid of formula (IV)



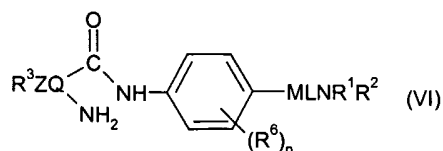
or an imide of formula (V)



wherein  $R^1$ ,  $R^2$ ,  $R^3$ ,  $R^6$ , Z, Q, Y, M, and L are as defined in formula (I).

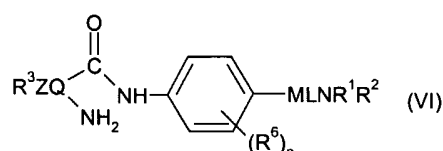
28. A process for preparing a compound of formula (I) according to claim 1 wherein Y is a 5-membered ring containing a single carbonyl group comprising reducing a compound of formula (I) in which Y is a 5-membered ring containing 2 carbonyl groups.

29. A process for preparing a compound of formula (I) according to claim 1 wherein Y is a 6-membered heterocycle comprising cyclisation of a compound of formula (VI)



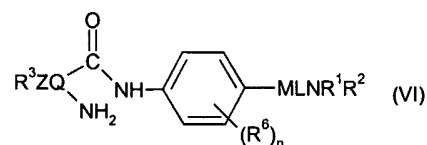
wherein  $\text{R}^3$ , Z, Q,  $\text{R}^6$ , n, M, L,  $\text{R}^1$  and  $\text{R}^2$  have the meanings defined in formula (I).

30. A process for preparing a compound of formula (I) according to claim 1 wherein Y is a pyrimidine-2,4-dione comprising reacting an amine of formula (VI)



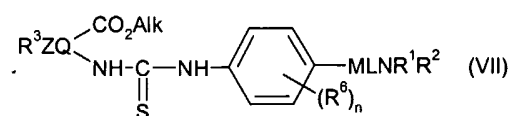
with a carboxylating agent and a base in an aprotic solvent and wherein  $\text{R}^3$ , Z, Q,  $\text{R}^6$ , n, M, L,  $\text{R}^1$  and  $\text{R}^2$  have the meanings defined in formula (I).

31. A process for preparing a compound of formula (I) according to claim 1 wherein Y is 1,2,3-triazin-4-one comprising diazotisation of a compound of formula (VI)



followed by treatment with a base and wherein  $\text{R}^3$ , Z, Q,  $\text{R}^6$ , n, M, L,  $\text{R}^1$  and  $\text{R}^2$  have the meanings defined in formula (I).

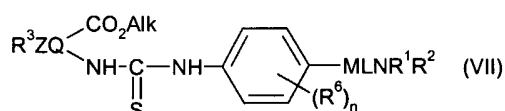
32. A process for preparing a compound of formula (I) according to claim 1 wherein Y is a pyrimidinone ring containing a thiocarbonyl group at the 2 position, comprising reacting a thiourea of formula (VII)





or a protected derivative thereof by heating said thiourea in a high boiling solvent and wherein  $R^3$ , Z, Q,  $R^6$ , n, M, L,  $R^1$  and  $R^2$  have the meanings defined in formula (I), and Alk is  $C_{1-4}$ alkyl.

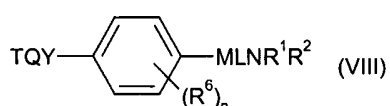
33. A process for preparing a compound of formula (I) according to claim 1 wherein Y is a pyrimidinone having an alkylthio group in the 2 position comprising reacting a thiourea of formula (VII)



with an alkyl halide in a protic polar solvent and wherein  $R^3$ , Z, Q,  $R^6$ , n, M, L,  $R^1$  and  $R^2$  have the meanings defined in formula (I) or are protected derivatives thereof and Alk is  $C_{1-4}$ alkyl.

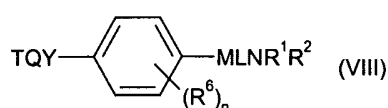
34. A process for preparing a compound of formula (I) according to claim 1 wherein Y is a pyridimidinone derivative, unsubstituted at the 2 position comprising reacting a corresponding pyrimidinone having an alkylthio group at the 2 position with Raney nickel in a solvent.

35. A process for preparing a compound of formula (I) according to claim 1 comprising reacting a compound of formula (VIII),



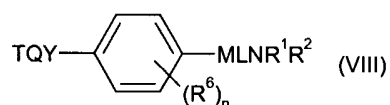
in which T is a leaving group, with a compound capable of introducing the group  $R^3Z$ , and wherein Q, Y,  $R^6$ , n, M, L,  $R^1$  and  $R^2$  have the meanings defined in formula (I).

36. A process for preparing a compound of formula (I) according to claim 1 wherein Z is a bond and  $R^3$  is an aryl group comprising reacting a compound of formula (VIII) in which T is a leaving group



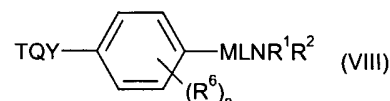
with (i) an arylboronic acid in a Suzuki coupling reaction or (ii) with an aryl-tin reagent in a Stille displacement reaction wherein Q, Y, R<sup>6</sup>, N, M, L, R<sup>2</sup>, and R<sup>2</sup> have the meanings defined in formula (I).

37. A process for preparing a compound of formula (I) according to claim 1 wherein Z is a methylene group comprising treating a compound of formula (VIII) in which T is a leaving group



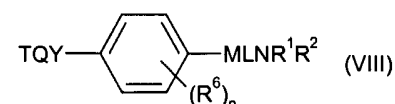
with an organo zinc or an organo mangesium compound in the presence of a palladium catalyst, and wherein Q, Y, R<sup>6</sup>, n, M, L, R<sup>1</sup> and R<sup>2</sup> have the meanings defined in formula (I).

38. A process for preparing a compound of formula (I) according to claim 1 where Z is NH or NCH<sub>3</sub> comprising reacting a compound of formula (VIII) in which T is a leaving group



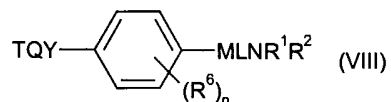
with an amine in the presence of a palladium catalyst under standard Buchwald conditions, and wherein Q, Y, R<sup>6</sup>, n, M, L, R<sup>1</sup> and R<sup>2</sup> have the meanings defined in formula (I).

39. A process for preparing a compound of formula (I) according to claim 1 wherein Z is sulfur comprising reacting a compound of formula (VIII) in which T is a leaving group



with a thiol in the presence of a base, and wherein Q, Y, R<sup>6</sup>, n, M, L, R<sup>1</sup> and R<sup>2</sup> have the meanings defined in formula (I).

40. A process for preparing a compound of formula (I) according to claim 1 wherein Z is oxygen comprising reacting a compound of formula (VIII) in which T is a leaving group



with an alcohol in the presence of an alkali metal hydride and an aprotic solvent, and wherein Q, Y, R<sup>6</sup>, n, M, L, R<sup>1</sup> and R<sup>2</sup> have the meanings defined in formula (I).

41. The use of a compound of formula (I) to inhibit MCH-induced hyperglycemia by reducing MCH-induced hyperglucagonemia.

## INTERNATIONAL SEARCH REPORT

 Internati:      ppllication No  
 PCT/LS 02/32740

## A. CLASSIFICATION OF SUBJECT MATTER

 IPC 7    C07D257/12    C07D239/91    C07D239/96    C07D495/04    C07D209/48  
           A61K31/517    A61P29/00

According to International Patent Classification (IPC) or to both national classification and IPC

## B. FIELDS SEARCHED

Minimum documentation searched (classification system followed by classification symbols)

IPC 7    C07D    A61K    A61P

Documentation searched other than minimum documentation to the extent that such documents are included in the fields searched

Electronic data base consulted during the international search (name of data base and, where practical, search terms used)

CHEM ABS Data, EPO-Internal

## C. DOCUMENTS CONSIDERED TO BE RELEVANT

Category *	Citation of document, with indication, where appropriate, of the relevant passages	Relevant to claim No.
X	SAXENA S ET AL: "ANTI-INFLAMMATORY QUINAZOLINONES" INDIAN JOURNAL OF PHARMACEUTICAL SCIENCES, XX, XX, vol. 53, no. 2, March 1991 (1991-03), pages 48-52, XP008012951 ISSN: 0250-474X Compounds IV -----	1-27, 41
X	DATABASE CAPLUS 'Online! CHEMICAL ABSTRACTS SERVICE, COLUMBUS, OHIO, US; Database accession no. 1991:122049 XP002233183 abstract -& PL 137 227 B (UNIWERSYTET LÓDZKI, LÓDZ (POLSKA)) 31 March 1987 (1987-03-31) table -----	1-27

 Further documents are listed in the continuation of box C.

 Patent family members are listed in annex.

\* Special categories of cited documents:

\*A\* document defining the general state of the art which is not considered to be of particular relevance

\*E\* earlier document but published on or after the international filing date

\*L\* document which may throw doubts on priority claim(s) or which is cited to establish the publication date of another citation or other special reason (as specified)

\*O\* document referring to an oral disclosure, use, exhibition or other means

\*P\* document published prior to the international filing date but later than the priority date claimed

\*T\* later document published after the international filing date or priority date and not in conflict with the application but cited to understand the principle or theory underlying the invention

\*X\* document of particular relevance; the claimed invention cannot be considered novel or cannot be considered to involve an inventive step when the document is taken alone

\*Y\* document of particular relevance; the claimed invention cannot be considered to involve an inventive step when the document is combined with one or more other such documents, such combination being obvious to a person skilled in the art.

\*Z\* document member of the same patent family

Date of the actual completion of the international search

7 March 2003

Date of mailing of the international search report

14/03/2003

Name and mailing address of the ISA

 European Patent Office, P.B. 5818 Patentlaan 2  
 NL - 2280 HV Rijswijk  
 Tel. (+31-70) 340-2040, Tx. 31 651 epo nl,  
 Fax: (+31-70) 340-3016

Authorized officer

Diederens, J

## FURTHER INFORMATION CONTINUED FROM PCT/ISA/ 210

Continuation of Box I.2

Claims Nos.: 1 (partially), 4-41 (partially)

Present claims 1,4-41 relate to an extremely large number of possible compounds, compositions, processes, methods and uses. Support within the meaning of Article 6 PCT and/or disclosure within the meaning of Article 5 PCT is to be found, however, for only a very small proportion of the compounds, compositions, processes, methods and uses claimed. In the present case, the claims so lack support, and the application so lacks disclosure, that a meaningful search over the whole of the claimed scope is impossible. Consequently, the search has been carried out for those parts of the claims which appear to be supported and disclosed, namely those parts relating to the compounds of Formula I in which M is O or CH<sub>2</sub> (claim 2) and their respective uses.

The applicant's attention is drawn to the fact that claims, or parts of claims, relating to inventions in respect of which no international search report has been established need not be the subject of an international preliminary examination (Rule 66.1(e) PCT). The applicant is advised that the EPO policy when acting as an International Preliminary Examining Authority is normally not to carry out a preliminary examination on matter which has not been searched. This is the case irrespective of whether or not the claims are amended following receipt of the search report or during any Chapter II procedure.

# INTERNATIONAL SEARCH REPORT

Interr application No.  
US 02/32740

## Box I Observations where certain claims were found unsearchable (Continuation of item 1 of first sheet)

This International Search Report has not been established in respect of certain claims under Article 17(2)(a) for the following reasons:

1.  Claims Nos.:  
because they relate to subject matter not required to be searched by this Authority, namely:
  
2.  Claims Nos.: 1 (partially), 4-41 (partially)  
because they relate to parts of the International Application that do not comply with the prescribed requirements to such an extent that no meaningful International Search can be carried out, specifically:  
see FURTHER INFORMATION sheet PCT/ISA/210
  
3.  Claims Nos.:  
because they are dependent claims and are not drafted in accordance with the second and third sentences of Rule 6.4(a).

## Box II Observations where unity of invention is lacking (Continuation of item 2 of first sheet)

This International Searching Authority found multiple inventions in this international application, as follows:

1.  As all required additional search fees were timely paid by the applicant, this International Search Report covers all searchable claims.
  
2.  As all searchable claims could be searched without effort justifying an additional fee, this Authority did not invite payment of any additional fee.
  
3.  As only some of the required additional search fees were timely paid by the applicant, this International Search Report covers only those claims for which fees were paid, specifically claims Nos.:
  
4.  No required additional search fees were timely paid by the applicant. Consequently, this International Search Report is restricted to the invention first mentioned in the claims; it is covered by claims Nos.:

### Remark on Protest

- The additional search fees were accompanied by the applicant's protest.
- No protest accompanied the payment of additional search fees.

# INTERNATIONAL SEARCH REPORT

International Application No  
PCT/JP85/32740

Patent document cited in search report		Publication date	Patent family member(s)	Publication date
PL 137227	B	18-06-1985	PL 246947 A2	18-06-1985