

(19) World Intellectual Property Organization
International Bureau



(43) International Publication Date
26 August 2010 (26.08.2010)

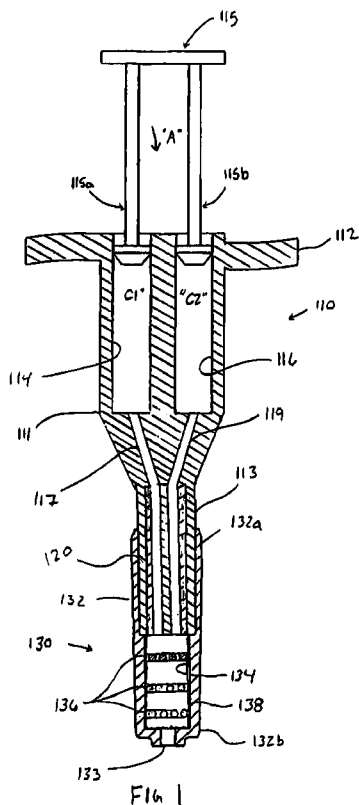
(10) International Publication Number
WO 2010/095047 A2

PCT

- (51) International Patent Classification:
B01J 14/00 (2006.01)
- (21) International Application Number:
PCT/IB2010/000576
- (22) International Filing Date:
22 February 2010 (22.02.2010)
- (25) Filing Language: English
- (26) Publication Language: English
- (30) Priority Data:
61/154,370 21 February 2009 (21.02.2009) US
- (71) Applicant (for all designated States except US):
SOFRADIM PRODUCTION [FR/FR]; 116 avenue du
Formans, F-01600 Trevoux (FR).
- (72) Inventors; and
- (75) Inventors/Applicants (for US only): **LADET, Sébastien**
[FR/FR]; 129 avenue Thiers, F-69006 Lyon (FR).
GRAVAGNA, Philippe [FR/FR]; 23, Grande Rue,
F-69540 Irigny (FR).
- (74) Agent: **CABINET GERMAIN & MAUREAU**; BP
6153, F-69466 Lyon Cedex 06 (FR).
- (81) Designated States (unless otherwise indicated, for every
kind of national protection available): AE, AG, AL, AM,
AO, AT, AU, AZ, BA, BB, BG, BH, BR, BW, BY, BZ,
CA, CH, CL, CN, CO, CR, CU, CZ, DE, DK, DM, DO,
DZ, EC, EE, EG, ES, FI, GB, GD, GE, GH, GM, GT,
HN, HR, HU, ID, IL, IN, IS, JP, KE, KG, KM, KN, KP,
KR, KZ, LA, LC, LK, LR, LS, LT, LU, LY, MA, MD,
ME, MG, MK, MN, MW, MX, MY, MZ, NA, NG, NI,
NO, NZ, OM, PE, PG, PH, PL, PT, RO, RS, RU, SC, SD,
SE, SG, SK, SL, SM, ST, SV, SY, TH, TJ, TM, TN, TR,
TT, TZ, UA, UG, US, UZ, VC, VN, ZA, ZM, ZW.
- (84) Designated States (unless otherwise indicated, for every
kind of regional protection available): ARIPO (BW, GH,
GM, KE, LS, MW, MZ, NA, SD, SL, SZ, TZ, UG, ZM,
ZW), Eurasian (AM, AZ, BY, KG, KZ, MD, RU, TJ,
TM), European (AT, BE, BG, CH, CY, CZ, DE, DK, EE,
ES, FI, FR, GB, GR, HR, HU, IE, IS, IT, LT, LU, LV,
MC, MK, MT, NL, NO, PL, PT, RO, SE, SI, SK, SM,

[Continued on next page]

(54) Title: APPARATUS AND METHOD OF REACTING POLYMERS PASSING THROUGH METAL ION CHELATED RESIN MATRIX TO PRODUCE INJECTABLE MEDICAL DEVICES



(57) Abstract: The present disclosure relates to an apparatus and process for forming medical devices from an injectable composition. The apparatus includes a supply assembly configured to maintain and selective dispense a first precursor and a second precursor, a mixing assembly configured to mix the first and second precursors, and at least one catalyzing element including a transition metal ion to aid in the polymerization of the first and second precursors. The process includes dispensing a volume of the first precursor and a volume of the second precursor into a mixing assembly and mixing the first and second precursors. The first and second precursors each possess a core and at least one functional group known to have click reactivity with each other. The mixed precursors are contacted with a transition metal catalyst to produce a flowable composition for use as a medical device.

WO 2010/095047 A2

TR), OAPI (BF, BJ, CF, CG, CI, CM, GA, GN, GQ, GW, ML, MR, NE, SN, TD, TG). **Published:**

— *without international search report and to be republished upon receipt of that report (Rule 48.2(g))*

**APPARATUS AND METHOD OF REACTING POLYMERS
PASSING THROUGH METAL ION CHELATED RESIN MATRIX
TO PRODUCE INJECTABLE MEDICAL DEVICES**

5

BACKGROUND

Technical Field

10

The present disclosure relates to crosslinked polymers, and more particularly to the use of click chemistry to form the crosslinked polymers using a transition metal ion catalyst, methods and apparatus for preparing such polymers, and medical devices made from such polymers.

15

Background of Related Art

Click chemistry refers to a collection of organic reactions which are capable of forming a highly reliable molecular connections in solution or bulk state. Click chemistry reactions may be highly selective, high yield reactions which should not interfere with one another as well as other reactions.

20

It would be desirable to make an injectable medical device by mixing and dispensing first and second precursors functionalized for crosslinking by click chemistry using a transition metal ion catalyst for placement in situ.

SUMMARY

25

A first aspect of the present invention is an apparatus comprising:

a supply assembly configured to maintain and selectively dispense a first precursor and a second precursor;

a mixing assembly configured to mix the first and second precursors; and

at least one catalyzing element including a plurality of openings to permit the flow of the first and second precursors therethrough, the catalyzing element including a transition metal ion chelating resin coating.

5 In embodiments, the transition metal ions are selected from copper, zinc, iron, aluminum, magnesium, and alloys thereof.

In embodiments, the transition metal ions are copper ions selected from copper sulfate, copper iodide, and combinations thereof.

In embodiments, the first precursor possesses an azide group and the second precursor possesses an alkyne group.

10 In embodiments, the first precursor and optionally the second precursor comprises a polyol core. For example, the polyol is selected from the group consisting of polyethers, polyesters, polyether-esters, polyalkanols, and combinations thereof.

Another aspect of the invention is a process of forming an injectable medical device comprising:

15 dispensing a volume of a first precursor and a volume of a second precursor into a mixing assembly;

mixing the first and second precursors, the first and second precursors each possessing a core and at least one functional group known to have click reactivity; and

20 contacting the mixed first and second precursors with a transition metal catalyst to produce a flowable composition for use as a medical device.

In embodiments, the ratio of first precursor to second precursor is about 1:2 to about 1:1.

The flowable composition may be dispensed through an outlet to tissue in situ.

In embodiments, the functional group of the first precursor is an azide group and the functional group of the second precursor is an alkyne group.

Another aspect of the invention is a medical device formed in accordance the
5 process above, selected from the group consisting of wound closure devices, sealants, tissue-
bulking devices, and adhesion barriers.

The present disclosure relates to an apparatus and process for forming medical devices
from an injectable composition. The apparatus includes a supply assembly configured to
maintain and selectively dispense a first precursor and a second precursor, a mixing assembly
10 configured to mix the first and second precursors, and at least one catalyzing element. The
catalyzing element including a transition metal ion chelating resin coating to aid in the
polymerization of the first and second precursors. The process includes dispensing a volume of
the first precursor and a volume of the second precursor into a mixing assembly and mixing the
first and second precursors. The first and second precursors each possess a core and at least one
15 functional group known to have click reactivity with each other. The mixed precursors are
contacted with a transition metal catalyst to produce a composition for use as a medical device.

BRIEF DESCRIPTION OF THE DRAWINGS

The accompanying drawings, which are incorporated in and constitute a part of this
20 specification, illustrate embodiments of the disclosure and, together with a general description of
the disclosure given above, and the detailed description of the embodiments given below, serve
to explain the principles of the disclosure.

FIGURE 1 is a cross-sectional view of an embodiment of an apparatus for mixing and catalyzing first and second precursors to form medical devices in accordance with the present disclosure;

FIGURE 2 is a front cross-sectional view of a mixing/catalyzing element of the apparatus
5 of FIGURE 1; and

FIGURE 3 is a cross-sectional view of an alternative embodiment of an apparatus for mixing and catalyzing first and second precursors to form medical devices in accordance with the present disclosure.

DETAILED DESCRIPTION OF THE EMBODIMENTS

10 Medical devices formed in accordance with the present disclosure may be used for a variety of surgical and wound applications by polymerization of a mixture of first and second precursors having complementary reactive members by click chemistry using a transition metal ion catalyst in a mixing applicator.

The first and second precursors may each possess a core functionalized with a reactive
15 member.

In the present application, unless otherwise specified, the expressions ‘functional group’, “functional unit”, “functionality”, “functional group known to have click reactivity” and “reactive member” in relation to the first and second precursors are used interchangeably to designate a functional group known to have click reactivity.

20 Suitable components for use as the core(s) include, but are not limited to, monomers, oligomers, macromers, polymers, and the like. The reactive member(s) may be, for example, an amine, sulfate, thiol, hydroxyl, azide, alkyne, alkene, and carboxyl group. In embodiments, the

first precursor possesses at least one azide group and the second precursor possesses at least one alkyne group.

The click chemistry reaction of the present disclosure includes first and second precursors each having terminal and/or side chain functionality. The first and second precursors are
5 functionalized by converting an attached functional unit on the precursor thereby providing site specific functional materials, site specific functional materials comprising additional functionality, or chain extended functional materials. Optionally, a linker may or may not be present for linking a functional group to the precursor. The first precursor, the second precursor, or both have at least one reactive member. In embodiments, each of the precursors may have
10 from about 2 to about 50 reactive members. These reactive members may form arms extending from the core(s). Such cores may thus be linear, branched, star-shaped, dendrimeric, and the like.

Click chemistry refers to a collection of reactive members having a high chemical potential energy capable of producing highly selective, high yield reactions. The reactive
15 members react to form extremely reliable molecular connections in most solvents, including physiologic fluids, and often do not interfere with other reagents and reactions. Examples of click chemistry reactions include Huisgen cycloaddition, Diels-Alder reactions, thiol-alkene reactions, and maleimide-thiol reactions.

Huisgen cycloaddition is the reaction of a dipolarophile with a 1,3-dipolar compound that
20 leads to 5-membered (hetero)cycles. Examples of dipolarophiles are alkenes and alkynes and molecules that possess related heteroatom functional groups (such as carbonyls and nitriles). 1,3-Dipolar compounds contain one or more heteroatoms and can be described as having at least one mesomeric structure that represents a charged dipole. They include nitril oxides, azides, and

diazoalkanes. Metal catalyzed click chemistry is an extremely efficient variant of the Huisgen
 1,3-dipolar cycloaddition reaction between alkyl-aryl-sulfonyl azides, C-N triple bonds and C-C
 triple bonds which is well-suited herein. The results of these reactions are 1,2 oxazoles, 1,2,3
 triazoles or tetrazoles. For example, 1,2,3 triazoles are formed by a copper catalyzed Huisgen
 5 reaction between alkynes and alkyl/aryl azides. Metal catalyzed Huisgen reactions proceed at
 ambient temperature, are not sensitive to solvents, i.e., nonpolar, polar, semipolar, and are highly
 tolerant of functional groups. Non-metal Huisgen reactions (also referred to as strain promoted
 cycloaddition) involving use of a substituted cyclooctyne, which possesses ring strain and
 electron-withdrawing substituents such as fluorine, that together promote a [3+ 2] dipolar
 10 cycloaddition with azides are especially well-suited for use herein due to low toxicity as
 compared to the metal catalyzed reactions. Examples include DIFO (difluorinated cyclooctyne)
 and DIMAC (6,7-dimethoxyazacyclooct-4-yne). Reaction of the alkynes and azides is very
 specific and essentially inert against the chemical environment of biological tissues. One reaction
 scheme may be represented as:



where R and R' are cores of the first and second precursors.

The core(s) may be any suitable biocompatible material. Thus, the medical devices may
 be prepared from any first and second precursors known to form biocompatible polymers. In
 embodiments, the first and second precursors may be different materials, thus forming
 20 copolymer devices. The devices may be formed from a natural material or a synthetic material.
 The material from which the medical devices are formed may be bioabsorbable or non-
 bioabsorbable. It should of course be understood that any combination of natural, synthetic,

bioabsorbable and non-bioabsorbable materials may be used to form the medical devices.

Suitable natural polymers include, but are not limited to, those made from collagen, chitin, chitosan, cellulose, poly (amino acids), polysaccharides, hyaluronic acid, gut, copolymers and derivatives and combinations thereof.

5 In embodiments, suitable cores for use as the first precursor, the second precursor, or both, may be prepared from a polyol, a polyamine, or a polythiol. In embodiments a polyol may be used to form a core. Examples of such polyols include, in embodiments, polyethers, polyesters, polyether-esters, polyalkanols, combinations thereof, and the like.

10 Suitable polyethers which may be utilized in forming the core of the first component and/or the second component are within the purview of those skilled in the art and include, for example, polyethylene glycol, polypropylene glycol, polybutylene glycol, polytetramethylene glycol, polyhexamethylene glycol, copolymers thereof such as cyclodextrin-polyethylene glycols, polyacetals, and combinations thereof. In embodiments a suitable polyether may include polyethylene glycol.

15 Suitable polyesters which may be utilized in forming the core of the first component and/or the second component are within the purview of those skilled in the art and include, for example, trimethylene carbonate, ϵ -caprolactone, p-dioxanone, glycolide, lactide, 1,5-dioxepan-2-one, polybutylene adipate, polyethylene adipate, polyethylene terephthalate, and combinations thereof.

20 In addition, as noted above, the first precursor and/or the second precursor may include a poly(ether-ester) block. Any suitable poly(ether-ester) block within the purview of those skilled in the art may be utilized. These macromers may include an aliphatic diacid, aromatic diacid, alicyclic diacid, or combinations thereof, linking two dihydroxy compounds (sometimes referred

to herein as a "poly(ether-ester) macromer"). Up to ten repeats of the poly(ether-ester) macromer may be present.

Suitable diacids which may be utilized in forming the poly(ether-ester) macromer include, for example, diacids having from about 2 to about 10 carbon atoms. Suitable diacids include, but are not limited to, sebacic acid, azelaic acid, suberic acid, pimelic acid, adipic acid, glutaric acid, succinic acid, malonic acid, oxalic acid, terephthalic acid, cyclohexane dicarboxylic acid, and combinations thereof.

Suitable dihydroxy compounds which may be utilized in forming the poly(ether-ester) macromer include, for example, polyols including polyalkylene oxides, polyvinyl alcohols, polycaprolactone diols, and the like. In some embodiments, the dihydroxy compounds can be a polyalkylene oxide such as polyethylene oxide ("PEO"), polypropylene oxide ("PPO"), block or random copolymers of polyethylene oxide (PEO) and polypropylene oxide (PPO), and combinations thereof.

In one embodiment, a polyethylene glycol ("PEG") may be utilized as the dihydroxy compound. It may be desirable to utilize a PEG with a molecular weight of from about 200 g/mol to about 10000 g/mol, in embodiments from about 400 g/mol to about 900 g/mol. Suitable PEGs include those commercially available from a variety of sources under the designations PEG 200, PEG 400, PEG 600 and PEG 900.

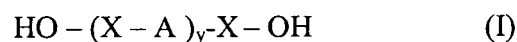
Any method may be used to form the poly(ether-ester) macromer. In some embodiments, the poly(ether-ester) macromer may be formed by combining adipoyl chloride with a PEG such as PEG 600 and pyridine in a suitable solvent, such as tetrahydrofuran (THF). The solution may be held at a suitable temperature, from about -70° C to about 25° C, for a period of time of from about 4 hours to about 18 hours, after which the reaction mixture may be filtered to remove

the precipitated pyridine hydrochloride by-product and the resulting poly(ether-ester) macromer, here a PEG/adipate compound. The resulting poly(ether-ester) macromer may be obtained from the solution by the addition of an ether or petroleum ether, and collected by suitable means which can include filtration. Other methods suitable for producing such macromers are within
5 the purview of those skilled in the art.

In embodiments, components utilized in forming poly(ether-esters) may be functionalized and reacted to form poly(ether-ester-urethanes), poly(ether-ester-ureas), and the like.

Other examples of suitable poly(ether-ester) blocks which may be utilized include, but are not limited to, polyethylene glycol-polycaprolactone, polyethylene glycol-poly lactide,
10 polyethylene glycol-polyglycolide, and various combinations of the individual polyethers and polyesters described herein. Additional examples of suitable poly(ether-ester) blocks include those disclosed in U.S. Patent No. 5,578,662 and U.S. Patent Application No. 2003/0135238, the entire disclosures of each of which are incorporated by reference herein.

In embodiments, the resulting poly(ether-ester) macromer may be of the following
15 formula:



wherein A is a group derived from an aliphatic, aromatic, or alicyclic diacid; X can be the same
20 or different at each occurrence and may include a group derived from a dihydroxy compound; and y may be from about 1 to about 10. In some embodiments, the A group can be derived from adipic acid, and X can be derived from a polyethylene glycol having a molecular weight of from

about 200 g/mol to about 1000 g/mol, in embodiments from about 400 g/mol to about 800 g/mol, in embodiments about 600 g/mol.

The molecular weight and viscosity of these compounds may depend on a number of factors such as the particular diacid used, the particular dihydroxy compound used, and the number of repeat units present. Generally, the viscosity of these compounds may be from about 300 to about 10,000 cP at 25 °C and a shear rate of 20.25 sec⁻¹.

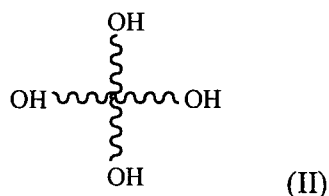
In other embodiments, polyrotaxanes may be utilized as the core of the first precursor, the second precursor, or both. Polyrotaxane materials include cyclic molecules, linear molecules threaded through the cyclic molecules, and optionally bulky end groups on the linear molecules to prevent the loss of the cyclic molecules by dethreading. With respect to rotaxanes, “linear molecules” refers to any suitable molecules, whether branched or unbranched, that are capable of threading the cyclic molecules to form the rotaxane material. The linear molecules are generally in the form of chains that are unbranched. Branching of the linear molecules may occur, but not to the extent that the branching significantly interferes with the formation of the rotaxane material.

Examples of suitable polyrotaxanes include those created by linear polymers such as poly(ethylene oxide) (PEO) penetrating the inner cavity of cyclodextrins (CDs) to form inclusion complexes with a necklace-like supramolecular structure.

In addition to the polyols described above, in embodiments a polyamine and/or a polythiol may be used to form a core.

In embodiments, the polyol, such as a polyether, polyester, or polyether-ester as described above, may be a branched polyol. Such a polyol may have a central core from which

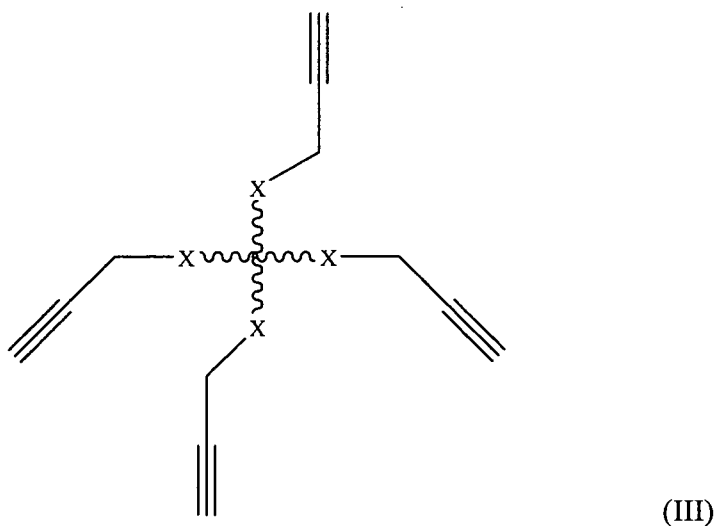
from about 3 to about 12 arms may extend, with hydroxyl groups at the free terminal of each arm. Thus, for example, a 4-armed polyol may have the following structure:



5 In embodiments, the polyol, such as a polyether, polyester, or polyether-ester as described above, may be endcapped with functional groups. Methods for endcapping the polyol to provide a reactive end group are within the purview of those skilled in the art.

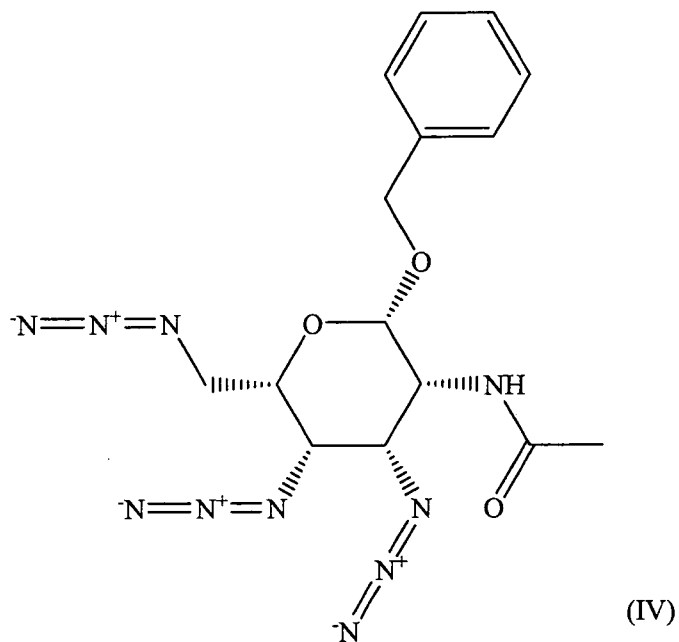
In embodiments, the first component may be endcapped with at least two azide groups and the second component may be endcapped with at least two alkyne groups. Where one of the
10 components is endcapped with two groups, the other component may be endcapped with 3 or more groups.

An example of a 4-armed alkyne includes an alkyne of the following formula:

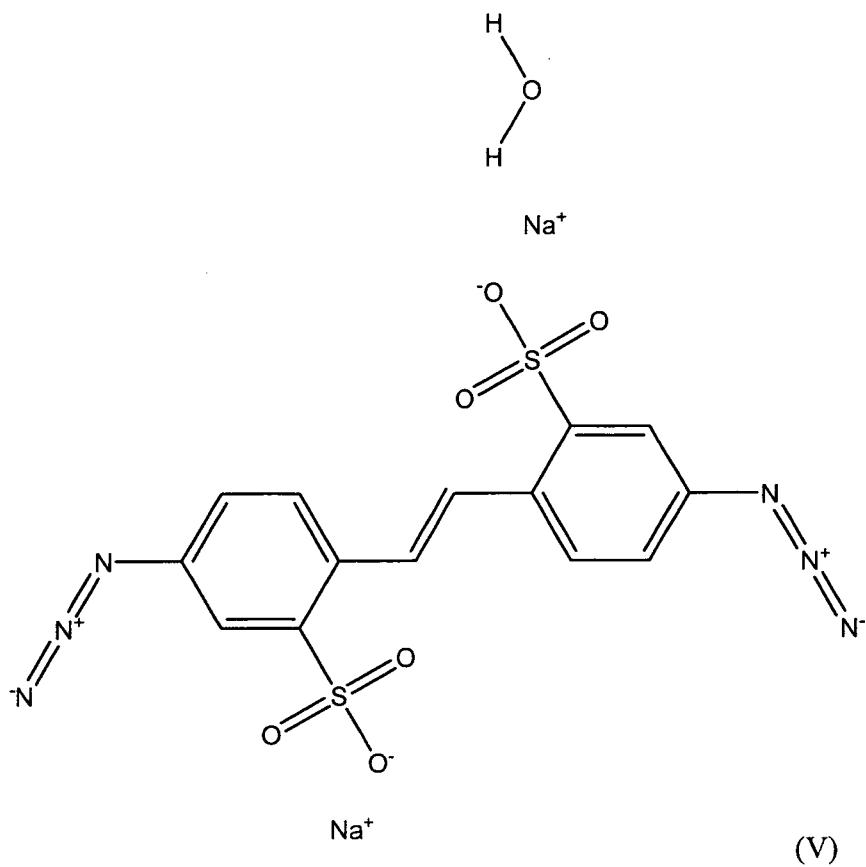


wherein X may be O, NH, S, SO₂, combinations thereof, and the like.

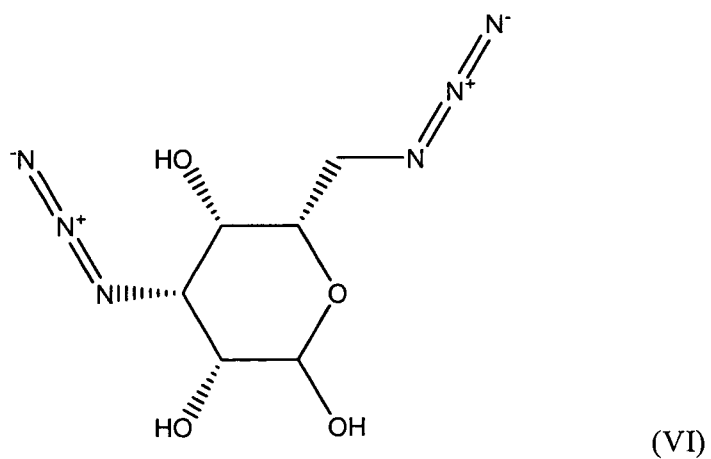
The above alkyne of formula III may be reacted with a polyazide. Suitable azides include, for example,



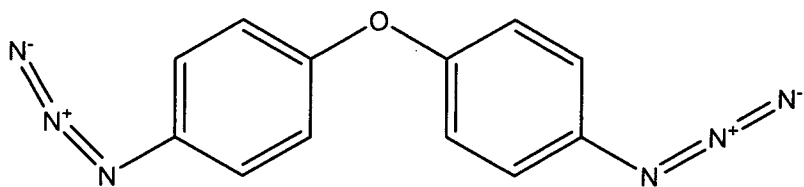
N-((2S,3R,4S,5S,6S)-4,5-diaza-6-(azidomethyl)-2-(benzyloxy)tetrahydro-2H-pyran-3-yl)acetamide



4,4'-Diazido-2,2'-stilbenedisulfonic acid disodium salt hydrate

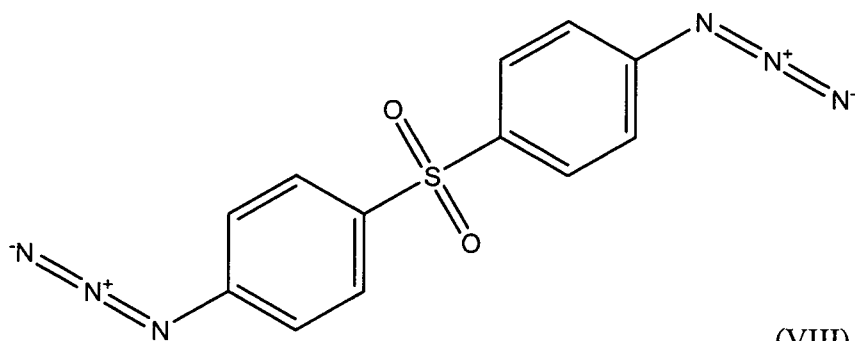


(3R,4R,5S,6S)-4-azido-6-(azidomethyl)tetrahydro-2H-pyran-2,3,5-triol



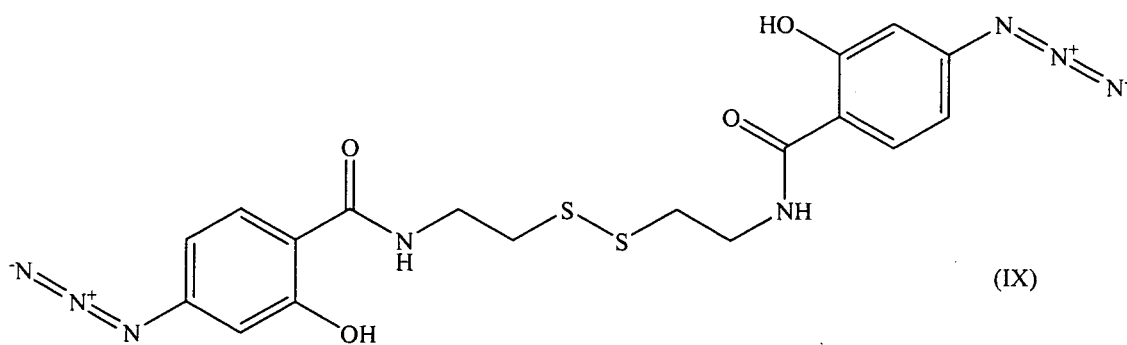
(VII)

4,4'-oxybis(azidobenzene)



(VIII)

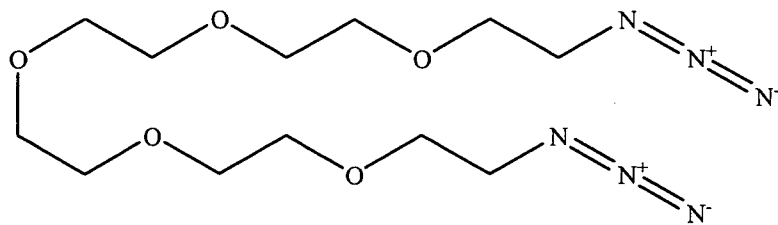
4,4'-sulfonylbis(azidobenzene)



(IX)

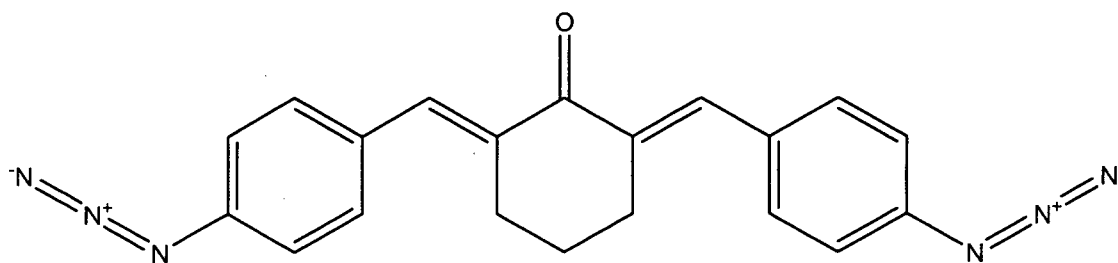
5

bis[2-(4-azidosalicylamido)ethyl]disulfide



(X)

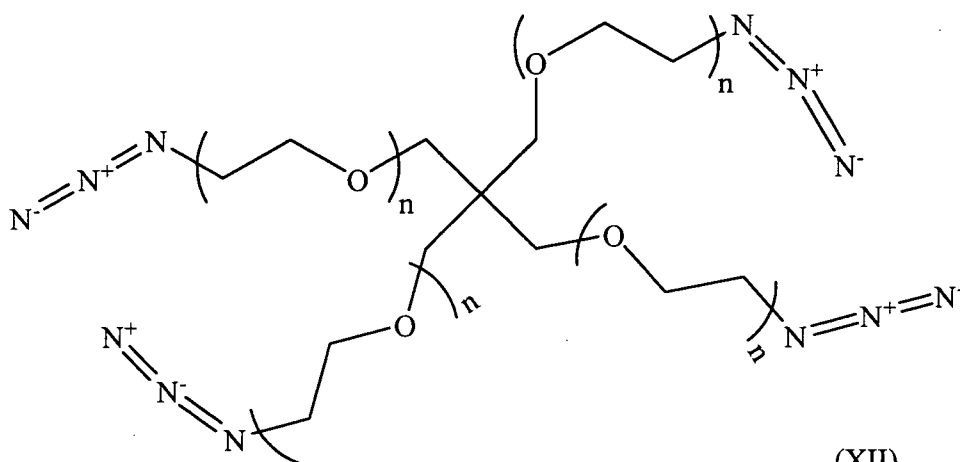
1,17-diazido-3,6,9,12,15-pentaoxaheptadecane



(XI)

(2E,6E)-2,6-bis(4-azidobenzylidene)cyclohexanone

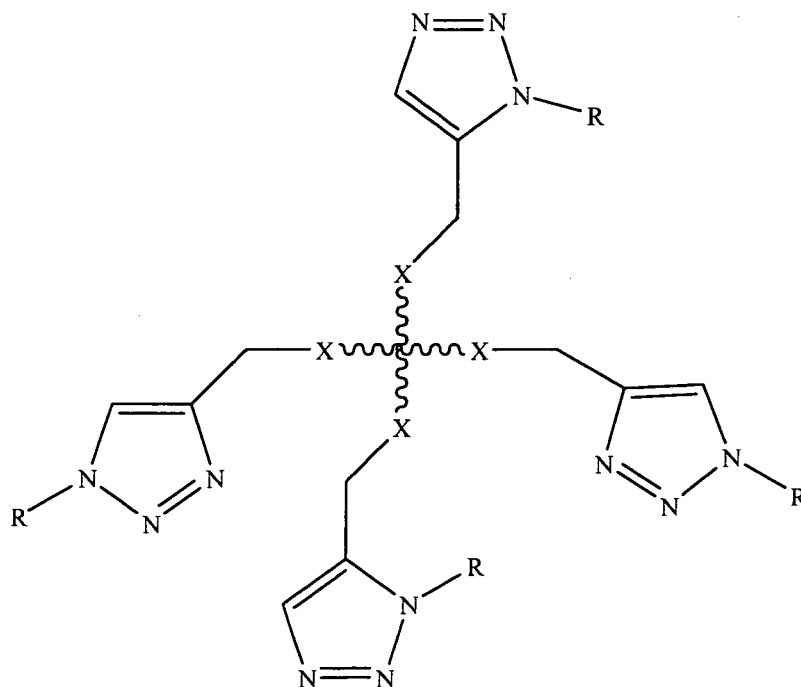
5



(XII)

tetraazido-pentaerythritol ethoxylate

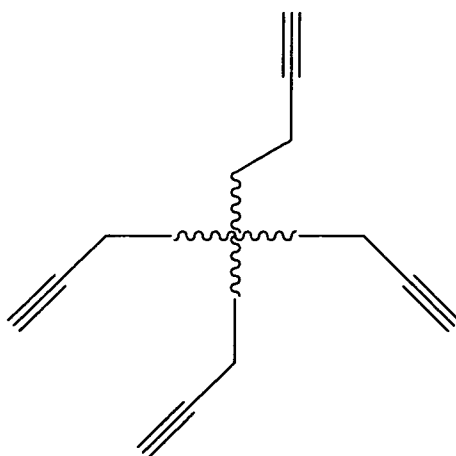
heptakis-6-azido-6-deoxy-beta-cyclodextrin, combinations thereof, and the like. The alkyne of formula III may be reacted with an azide utilizing a copper catalyst to produce a compound of the present disclosure having the following structure:



(XIII)

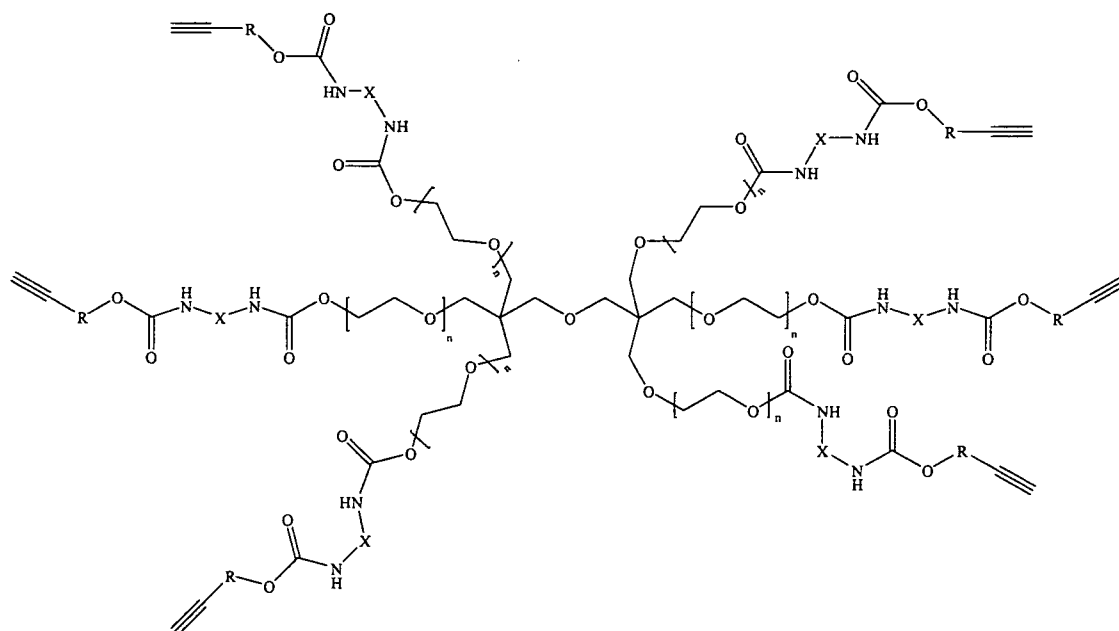
wherein X is as defined above for formula III and R may be the remainder of the polyazide component, i.e., a fragment of a polyazide molecule wherein the azide group is linked to the rest of the molecule through an alkyl group, alicyclic group, aromatic group, combinations thereof, and the like.

In other embodiments, a branched alkyne may be of the following formula



(XIV)

Other branched alkynes include, for example,

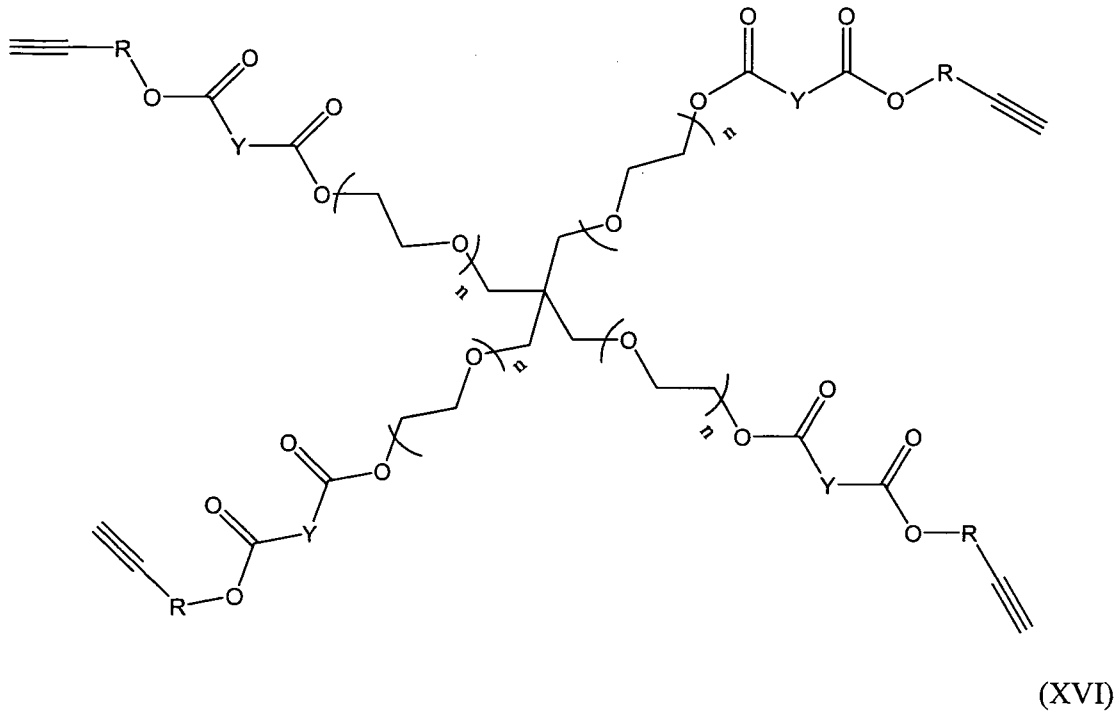


(XV)

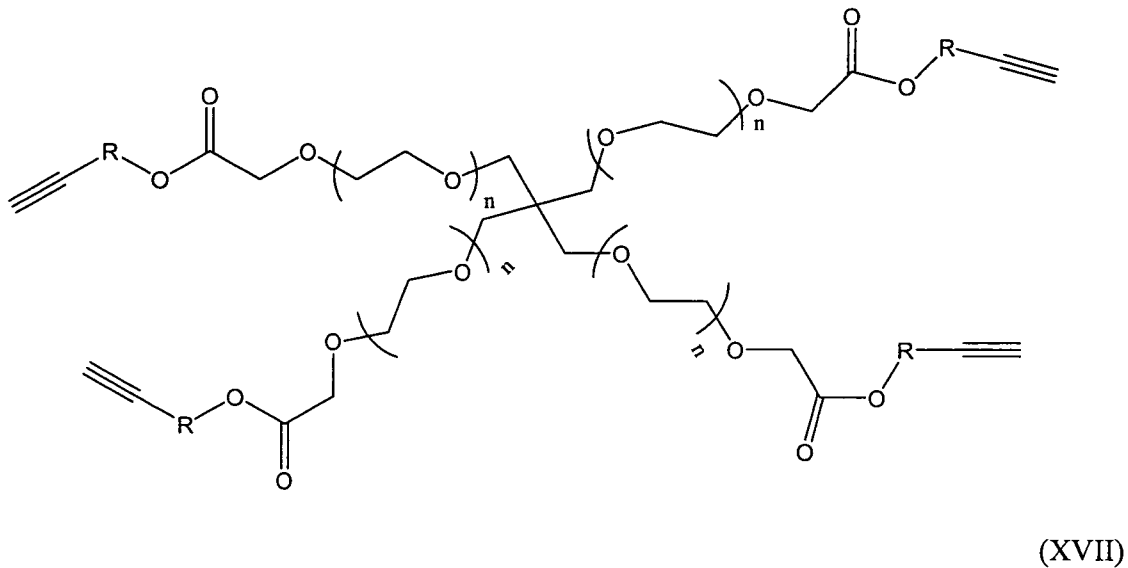
5

wherein X may be aliphatic, alicyclic, aromatic, or a combination thereof, and

wherein R may be aliphatic, alicyclic, aromatic, or a combination thereof;

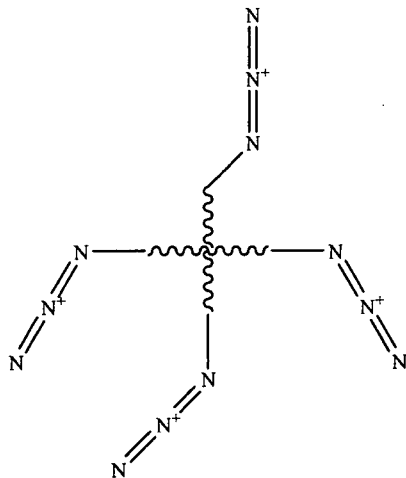


wherein Y may be aliphatic, alicyclic, aromatic, or a combination thereof, and
 wherein R may be aliphatic, alicyclic, aromatic, or a combination thereof; and



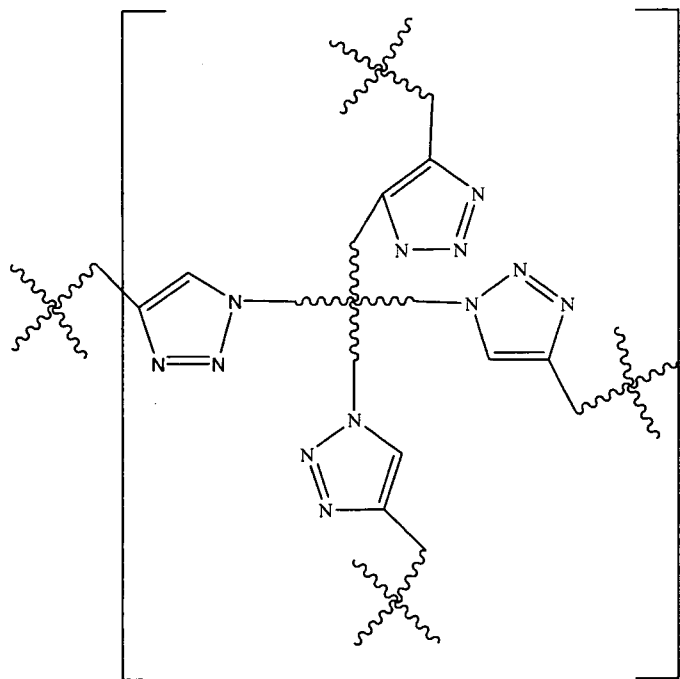
wherein R may be aliphatic, alicyclic, aromatic, or a combination thereof, and n in any of the
 formulas above may be a number from about 0 to about 112, in embodiments from about 1 to
 about 100, in other embodiments from about 3 to about 56.

A branched azide may have from about 3 to about 12 arms, in embodiments from about 4 to about 6 arms. An exemplary 4-armed branched azide may have the following generic formula



(XVIII)

5 The alkyne of formula V and the azide of formula VI may then be reacted in the presence of a copper catalyst to produce the following compound:



(XIX)

In preparing the injectable composition in accordance with the present disclosure, the first and second precursors may be commercially available pre-functionalized cores or may be synthesized. For example, pendant chlorides on a core may be converted into azides by reaction with sodium azide. The first and second precursors may take the form of any solution, suspension, semi-solid, or solid material capable of allowing the two components to interact and crosslink. The first and second precursors may be in granular, pellet, or powder form, or alternatively, may be in solution. Suitable solvents which may be utilized to form a dilute solution include any biocompatible solvent within the purview of those skilled in the art which will not interfere with the reaction of the reactive members of the first and second precursors.

Suitable solvents which may be utilized include, for example, polar solvents such as water, ethanol, triethylene glycol, dimethyl sulfoxide, glymes (such as diglyme, triglyme, tetraglyme, and the like), polyethylene glycols, methoxy-polyethylene glycols, dimethylformamide, dimethylacetamide, gamma-butyrolactone, n-methylpyrrolidone, ketones such as methyl ethyl ketone, cyclohexanone, diethylene glycol monomethyl ether acetate, diethylene glycol monobutyl ether acetate, diethylene glycol monomethyl ether, diethylene glycol monoethyl ether, diethylene glycol monobutyl ether, diethylene glycol monoisobutyl ether, diisobutyl ketone, diacetone alcohol, ethyl amyl ketone, ethyl lactate, and the like. In other embodiments, solvents such as tetrahydrofuran, ethyl acetate, isopropyl acetate, butyl acetate, isopropanol, butanol, acetone, and the like, may be utilized. In embodiments, combinations of any of the foregoing solvents may be utilized to form a dilute solution. The amount of solvent used will depend on a number of factors, including the particular first precursor, second precursor, or combination thereof that are to be employed and the intended end use of the composition.

The rate of cross-linking of the first and second precursors of the present disclosure may be tailored by controlling the concentration of the first precursor and the second precursor and the density of the reactive member on the backbone of the molecule. Generally, a faster cross-linking time may be observed at a higher concentration of either the first or second precursors than the rate observed for the same components at a lower concentration. In embodiments, the ratio of first precursor reactive members to second precursor reactive members is from about 1:2 to about 1:1.

With reference now to the figures, embodiments of an apparatus for mixing and catalyzing a mixture composed of two or more components or precursors herein will be described. Like reference numerals will refer to similar structure throughout the embodiments. The term “proximal” will be used in the traditional sense as being the portion of the element that is closest to the user, while “distal” will refer to the portion of the element that is furthest from the user.

Referring initially to FIG. 1, an apparatus according to an embodiment of the present disclosure is shown generally as mixing applicator 100. Applicator 100 includes a supply assembly 110 and a mixing assembly 130 operably connected to supply assembly 110. Supply assembly 110 is configured to maintain and selectively dispense a first and second component to mixing assembly 130. Mixing assembly 130 is configured to mix the first and second component and catalyze the resulting mixture.

Still referring to FIG. 1, as shown, supply assembly 110 includes a housing 111 configured for operable hand-held engagement by a user. Housing 111 includes a flange member 112 formed on a proximal end for facilitating engagement by a user and an extension 113 formed on a distal end for selectively positioning mixing assembly 130 relative to a target

site. In one embodiment, extension 113 is of a sufficient length to position a distal end of mixing assembly 130 within the body cavity of a patient while maintaining supply assembly 110 outside of the body. In this manner, extension 113 may include a wire or other element (not shown) for maintaining extension 113 in a flexed or bent condition. Housing 111 further includes first and second component chambers 114, 116 configured to receive a first and second component "C1", "C2", respectively. A plunger assembly 115, including first and second plunger members 115a, 115b, operably engages housing 111 and is configured for selectively dispensing first and second components "C1", "C2" from first and second component chambers 114, 116, respectively, in a syringe-like manner.

Housing 111 further includes first and second component conduits 117, 119 that fluidly communicate first and second component chambers 114, 116, respectively, with mixing assembly 130. First and second component conduits 117, 119 extend distally from first and second chambers 114, 116, respectively, through extension 113 of housing 111. In an alternative embodiment, first and second component conduits 117, 119 may form a single conduit to permit mixing of first and second components "C1", "C2" prior to reaching mixing cavity 134.

Although shown as a hand-held apparatus capable of dispensing only two components, it is envisioned that the aspects of the present disclosure may be adapted for use with any known supply assembly capable of selectively dispensing two or more components. Alternative supply assemblies may be configured to dispense more than two components, remotely dispense the components, i.e., from a cart mounted supply assembly via a conduit or other tubing, and/or dispense the components at different rates to produce mixtures composed of different percentages of the components.

Still referring to FIG. 1, mixing assembly 130 includes a substantially elongate member 132 including an open proximal end 132a, a substantially closed distal end 132b, and defining a mixing cavity 134 therebetween. Proximal end 132a of elongate member 132 is configured for operable engagement with extension 120 of housing 111. Proximal end 132a may be configured
5 for frictional engagement with extension 120, as shown, or may instead be configured for mechanical fastening to extension 120, such as with a bayonet coupling, snap-fit fitting or threading. Mixing assembly 130 engages extension 120 such that mixing cavity 134 is maintained in fluid communication with first and second chambers 114, 116 of housing 111 via first and second conduits 117, 119. Distal end 132b of mixing assembly 130 defines an opening
10 or outlet 133 configured for dispensing the mixture of first and second components "C1", "C2" from mixing cavity 130. Depending on the mixture and/or the desired method of application, outlet 133 may include a single bore, as shown, or may instead include multiple openings, a spray tip, a needle tip and/or any other suitable configuration.

With reference now to FIGS. 1 and 2, mixing assembly 130 further includes one or more
15 mixing/catalyzing elements 136. Mixing elements 136 extend radially across mixing cavity 134 and define substantially screen-like members. Mixing elements 136 include a plurality of openings 136a extending therethrough to permit the flow of first and second components "C1", "C2", or a mixture thereof, through mixing elements 136. The size and number of mixing elements 136, as well as the size and number of openings 136a within mixing element 136, may
20 be varied depending on the components being mixed and the desired properties of the resulting mixture.

Still referring to FIGS. 1 and 2, mixing elements 136 include a coating 138. Coating 138 may include any number of substances capable of maintaining and exposing a catalyst to first

and second components "C1", "C2", or a mixture thereof, without contaminating first and second components "C1", "C2" or the mixture thereof with the catalyst, such as a chelating resin. A transition metal ion catalyst is utilized to aid in polymerization of the first and second components into the injectable medical device. The transition metal ion catalyst may be copper, zinc, iron, aluminum, magnesium, and alloys thereof. In embodiments, the transition metal ion catalyst may be present on one or more surfaces of the apparatus using a chelating matrix of the type used in immobilized metal affinity chromatography. For example, a suitable chelating matrix can be prepared by derivatization of hydroxyl groups with iminodiacetic acid (IDA), carboxymethyl aspartic acid (CM-Asp) and with tris(carboxymethyl)ethylenediamine (TED) on agarose beads, as well as silica gel functionalized with IDA. The preparation of such chelating matrices is disclosed in Le Dévédec et al., "Separation of chitosan oligomers by immobilized metal affinity chromatography," *J Chromatogr A*, 2008 Jun 20;1194(2):165-71, the entire disclosure of which is incorporated herein by this reference.

In embodiments, the use of copper catalysts, such as Cu(I) catalysts, may accelerate the process. Suitable copper catalyst which may be utilized include, but are not limited to, copper sulfate, copper iodide, copper (II) sulfate in combination with ascorbic acid, combinations thereof, and the like. In embodiments, the copper catalyst may include copper sulfate, in embodiments, $\text{CuSO}_4 \cdot 5\text{H}_2\text{O}$. The substance used for coating 138 corresponds to the material needed to catalyze the resulting mixture. All or a portion of mixing element 136 may be covered in coating 138. All or a portion of the surface of mixing cavity 134 may also be covered in coating 138. In this manner, as first and second components "C1", "C2" flow into and through mixing cavity 134 and pass through mixing elements 136, first and second components "C1", "C2", and the resulting mixture, are exposed to the catalyst maintained within coating 138.

The operation of applicator 100 will now be described with reference to FIG. 1. Initially, a first and second component "C1", "C2" are received within first and second component chambers 114, 116, respectively, and plunger assembly 115 is operably engaged with housing 111. Prior to or following the addition of first and second components "C1", "C2" to housing 111, mixing assembly 130 is operably connected to extension 120 of housing 111. In this manner, applicator 100 is ready for use.

By depressing plunger assembly 115, in the direction of arrow "A", first and second components "C1", "C2" are dispensed from first and second chambers 114, 116, respectively, through respective first and second component conduits 117, 119. Initial mixing of first and second components "C1", "C2" occur as first and second components enter mixing cavity 134. As initially mixed first and second components "C1", "C2" flow through mixing cavity 134, first and second components "C1", "C2" are further mixed as they pass through mixing elements 136. Contact of first and second components "C1", "C2", and the resulting mixture, with coating 138 of mixing element 136 and/or the surface of mixing cavity 134, catalyzes the resulting mixture. Continued depression of plunger assembly 115 causes the release of the resulting catalyzed mixture from outlet 133 of mixing assembly 130. As detailed above, outlet 133 may include various configurations, depending on the mixture being dispensed and the desired method of application.

With reference now to FIG. 3, an alternative embodiment of the present disclosure is shown generally as applicator 200. Applicator 200 is substantially similar to applicator 100 and will therefore only be described as relates to the differences therebetween. Supply assembly 210 includes first and second component syringes 214, 216 operably connectable to a housing 211. First and second component syringes 214, 216 are operably connectable by a flange member 212

and each include a first and second plunger members 215a, 215b, respectively, for selectively dispensing respective first and second components "C1", "C2" therefrom. Supply assembly 210 further includes a plunger cap member 217 configured to fit about an end of first and second plunger member 215a, 215b. In this manner, first and second plunger members 215a, 215b may
5 be depressed uniformly, thereby dispensing equal amounts of first and second components "C1", "C2" from respective first and second component syringes 214, 216.

With reference still to FIG. 3, mixing assembly 230 includes an elongate member 232 having substantially open proximal and distal ends 232a, 232b, and a mixing cavity 234 extending therebetween. Proximal end 232a of mixing assembly 230 includes a snap fitting for
10 operable connection with housing 211. Mixing assembly 230 further includes a plurality of mixing elements 236 extending the length of mixing cavity 234. Mixing elements 236 may form substantially helical members, as shown, or may instead include multiple planar or curved blades, a single helical screw or any other suitable configuration for mixing first and second components "C1", "C2". As shown, mixing elements 236 are arranged in an alternating
15 orientation to increase the turbulence of first and second components "C1", "C2" as the components flow through mixing cavity 234. Any or all of mixing elements 236 includes a transition metal ion catalyst coating 238, as described above, configured to catalyze the mixture flowing through mixing assembly 230. Any or all of the surface of mixing cavity 234 may also include coating 238.

20 The injectable composition may further be used for delivery of a bioactive agent. Thus, in some embodiments, at least one bioactive agent may be combined with either the first precursor or the second precursor, introduced separately through the supply assembly, and/or may be separately applied to finished medical device. The agents may be freely admixed with

the precursors (making sure not reactive with them) or may be tethered to the precursors through any variety of chemical bonds. In these embodiments, the present injectable composition can also serve as a vehicle for delivery of the bioactive agent. The term "bioactive agent", as used herein, is used in its broadest sense and includes any substance or mixture of substances that have clinical use. Consequently, bioactive agents may or may not have pharmacological activity per se, e.g., a dye, or fragrance. Alternatively a bioactive agent could be any agent which provides a therapeutic or prophylactic effect, a compound that affects or participates in tissue growth, cell growth, cell differentiation, an anti-adhesive compound, a compound that may be able to invoke a biological action such as an immune response, or could play any other role in one or more biological processes.

Examples of classes of bioactive agents which may be utilized in accordance with the present disclosure include anti-adhesives, antimicrobials, analgesics, antipyretics, anesthetics, antiepileptics, antihistamines, anti-inflammatories, cardiovascular drugs, diagnostic agents, sympathomimetics, cholinomimetics, antimuscarinics, antispasmodics, hormones, growth factors, muscle relaxants, adrenergic neuron blockers, antineoplastics, immunogenic agents, immunosuppressants, gastrointestinal drugs, diuretics, steroids, lipids, lipopolysaccharides, polysaccharides, platelet activating drugs, clotting factors and enzymes. It is also intended that combinations of bioactive agents may be used.

Anti-adhesive agents can be used to prevent adhesions from forming between the implantable medical device and the surrounding tissues opposite the target tissue. Some examples of these agents include, but are not limited to hydrophilic polymers such as poly(vinyl pyrrolidone), carboxymethyl cellulose, hyaluronic acid, polyethylene oxide, poly vinyl alcohols, and combinations thereof.

Suitable antimicrobial agents which may be included as a bioactive agent in the composition of the present disclosure include triclosan, also known as 2,4,4'-trichloro-2'-hydroxydiphenyl ether, chlorhexidine and its salts, including chlorhexidine acetate, chlorhexidine gluconate, chlorhexidine hydrochloride, and chlorhexidine sulfate, silver and its salts, including silver acetate, silver benzoate, silver carbonate, silver citrate, silver iodate, silver iodide, silver lactate, silver laurate, silver nitrate, silver oxide, silver palmitate, silver protein, and silver sulfadiazine, polymyxin, tetracycline, aminoglycosides, such as tobramycin and gentamicin, rifampicin, bacitracin, neomycin, chloramphenicol, miconazole, quinolones such as oxolinic acid, norfloxacin, nalidixic acid, pefloxacin, enoxacin and ciprofloxacin, penicillins such as oxacillin and piperacil, nonoxynol 9, fusidic acid, cephalosporins, and combinations thereof. In addition, antimicrobial proteins and peptides such as bovine lactoferrin and lactoferricin B may be included as a bioactive agent in the bioactive coating of the present disclosure.

Other bioactive agents which may be included as a bioactive agent in the composition in accordance with the present disclosure include: local anesthetics; non-steroidal antifertility agents; parasympathomimetic agents; psychotherapeutic agents; tranquilizers; decongestants; sedative hypnotics; steroids; sulfonamides; sympathomimetic agents; vaccines; vitamins; antimalarials; anti-migraine agents; anti-parkinson agents such as L-dopa; anti-spasmodics; anticholinergic agents (e.g. oxybutynin); antitussives; bronchodilators; cardiovascular agents such as coronary vasodilators and nitroglycerin; alkaloids; analgesics; narcotics such as codeine, dihydrocodeinone, meperidine, morphine and the like; non-narcotics such as salicylates, aspirin, acetaminophen, d-propoxyphene and the like; opioid receptor antagonists, such as naltrexone and naloxone; anti-cancer agents; anti-convulsants; anti-emetics; antihistamines; anti-inflammatory

agents such as hormonal agents, hydrocortisone, prednisolone, prednisone, non-hormonal agents, allopurinol, indomethacin, phenylbutazone and the like; prostaglandins and cytotoxic drugs; chemotherapeutics, estrogens; antibacterials; antibiotics; anti-fungals; anti-virals; anticoagulants; anticonvulsants; antidepressants; antihistamines; and immunological agents.

5 Other examples of suitable bioactive agents which may be included in the composition include viruses and cells, peptides, polypeptides and proteins, analogs, muteins, and active fragments thereof, such as immunoglobulins, antibodies, cytokines (e.g. lymphokines, monokines, chemokines), blood clotting factors, hemopoietic factors, interleukins (IL-2, IL-3, IL-4, IL-6), interferons (β -IFN, (α -IFN and γ -IFN), erythropoietin, nucleases, tumor necrosis
10 factor, colony stimulating factors (e.g., GCSF, GM-CSF, MCSF), insulin, anti-tumor agents and tumor suppressors, blood proteins, fibrin, thrombin, fibrinogen, synthetic thrombin, synthetic fibrin, synthetic fibrinogen, gonadotropins (e.g., FSH, LH, CG, etc.), hormones and hormone analogs (e.g., growth hormone), vaccines (e.g., tumoral, bacterial and viral antigens); somatostatin; antigens; blood coagulation factors; growth factors (e.g., nerve growth factor,
15 insulin-like growth factor); bone morphogenic proteins, TGF-B, protein inhibitors, protein antagonists, and protein agonists; nucleic acids, such as antisense molecules, DNA, RNA, RNAi; oligonucleotides; polynucleotides; and ribozymes.

The injectable compositions of the present disclosure can be used for a number of different human and animal medical applications including, but not limited to, wound closure
20 (including surgical incisions and other wounds), sealants, adhesion barriers, and other implantable devices. Adhesives may be used to bind tissue together either as a replacement of, or as a supplement to, sutures, staples, clamps, tapes, bandages, and the like. Use of the present compositions can eliminate or substantially reduce the number of sutures normally required

during current practices, and eliminate the subsequent need for removal of staples and certain types of sutures. The compositions described herein can thus be suitable for use with delicate tissues where sutures, clamps or other conventional tissue closure mechanisms may cause further tissue damage. For example, the compositions of the present disclosure may be used to seal or
5 adhere delicate tissue together in place of conventional tools that may cause mechanical stress. The present compositions can also be used to seal air and/or fluid leaks in tissue as well as to prevent post-surgical adhesions and to fill voids and/or defects in tissue.

For example, to effectuate the joining of two tissue edges, the two edges may be approximated, and an injectable composition of the present disclosure may be applied to the two
10 approximated edges with a mixing applicator as described above. A second tissue surface may then be contacted with the tissue possessing the composition so that it adheres thereto.

The compositions described herein can also be used as sealants. When used as a sealant, a composition of the present disclosure can be used in surgery to prevent or inhibit bleeding or fluid leakage both during and after a surgical procedure. It can also be applied to prevent air
15 leaks associated with pulmonary surgery. Compositions herein may be applied directly to the desired area in at least an amount sufficient to seal off any defect in the tissue and seal off any fluid or air movement. The compositions may also be used to prevent or control blood or other fluid leaks at suture or staple lines.

The composition of the present disclosure crosslinks rapidly, in embodiments, in less than
20 one minute. Compositions of the present disclosure can thus be applied to the wound and allowed to set, thereby closing the wound.

The present compositions also can be used to attach skin grafts and position tissue flaps during reconstructive surgery. Alternatively, the present compositions can be used to close tissue flaps in periodontal surgery.

In another embodiment, the present disclosure is directed to a method for using compositions of the present disclosure to adhere a medical device to tissue. Suitable medical devices include implants. Other medical devices include, but are not limited to, pacemakers, stents, shunts and the like. Generally, for adhering a device to the surface of animal tissue, a composition of the present disclosure can be applied to the device, to the tissue surface or to both. The device and tissue surface are then brought into contact with the present composition therebetween. In other embodiments the first component may be applied to the device or tissue surface, and the second component applied to the other. The device and tissue surface are brought into contact with each other, so that the first component and second component are in contact with each other. Application of the catalyst will result in formation of a composition of the present disclosure. Once the composition crosslinks and sets, the device and tissue surface are effectively adhered to each other.

The present compositions can also be used to prevent post surgical adhesions. In such an application, a composition of the present disclosure may be applied and cured to form a layer on surfaces of internal tissues in order to prevent the formation of adhesions at a surgical site during the healing process.

The resulting injectable compositions have a number of advantageous properties. The compositions of the present disclosure are safe, possess enhanced adherence to tissue, are biodegradable, have enhanced hemostatic potential, have low cost, and are easy to prepare and

use. By varying the selection of the compounds utilized to form the composition, the strength and elasticity of the composition can be controlled, as can the gelation time.

Adhesives and/or sealants formed with compositions of the present disclosure possess excellent strength and similar physical properties. The compositions herein rapidly form a
5 compliant gel matrix, which insures stationary positioning of tissue edges or implanted medical devices in the desired location and lowers overall required surgical/application time. The composition forms strong cohesive bonds. It exhibits excellent mechanical performance and strength, while retaining the necessary pliability to adhere living tissue. This strength and pliability allows a degree of movement of tissue without shifting the surgical tissue edge.

10 Although the illustrative embodiments of the present disclosure have been described herein with reference to the accompanying drawings, it is to be understood that the disclosure is not limited to those precise embodiments, and that various other changes and modifications may be effected therein by one skilled in the art without departing from the scope or spirit of the disclosure. For example, although the mixing elements herein described are static within the
15 mixing cavity, it is envisioned that the mixing elements may be operably connected to a motor, thereby permitting movement of the mixing elements.

WHAT IS CLAIMED IS:

1. An apparatus comprising:
a supply assembly configured to maintain and selectively dispense a first precursor and a second precursor;
5 a mixing assembly configured to mix the first and second precursors; and
at least one catalyzing element including a plurality of openings to permit the flow of the first and second precursors therethrough, the catalyzing element including a transition metal ion chelating resin coating.
- 10 2. The apparatus according to claim 1, wherein the transition metal ions are selected from copper, zinc, iron, aluminum, magnesium, and alloys thereof.
3. The apparatus according to claim 1 or 2, wherein transition metal ions are copper ions selected from copper sulfate, copper iodide, and combinations thereof.
- 15 4. The apparatus according to any one of claims 1 to 3, wherein the first precursor possesses an azide group and the second precursor possesses an alkyne group.
5. The apparatus according to any one of claims 1 to 4, wherein the first precursor
20 and optionally the second precursor comprises a polyol core.
6. The apparatus according to claim 5, wherein the polyol is selected from the group consisting of polyethers, polyesters, polyether-esters, polyalkanols, and combinations thereof.

7. A process of forming an injectable medical device comprising:
dispensing a volume of a first precursor and a volume of a second precursor into a
mixing assembly;

5 mixing the first and second precursors, the first and second precursors each
possessing a core and at least one functional group known to have click reactivity; and
contacting the mixed first and second precursors with a transition metal catalyst to
produce a flowable composition for use as a medical device.

8. The process according to claim 7, wherein the ratio of first precursor to second
10 precursor is about 1:2 to about 1:1.

9. The process according to claim 7 or 8, wherein the first precursor and optionally the
second precursor comprises a polyol core.

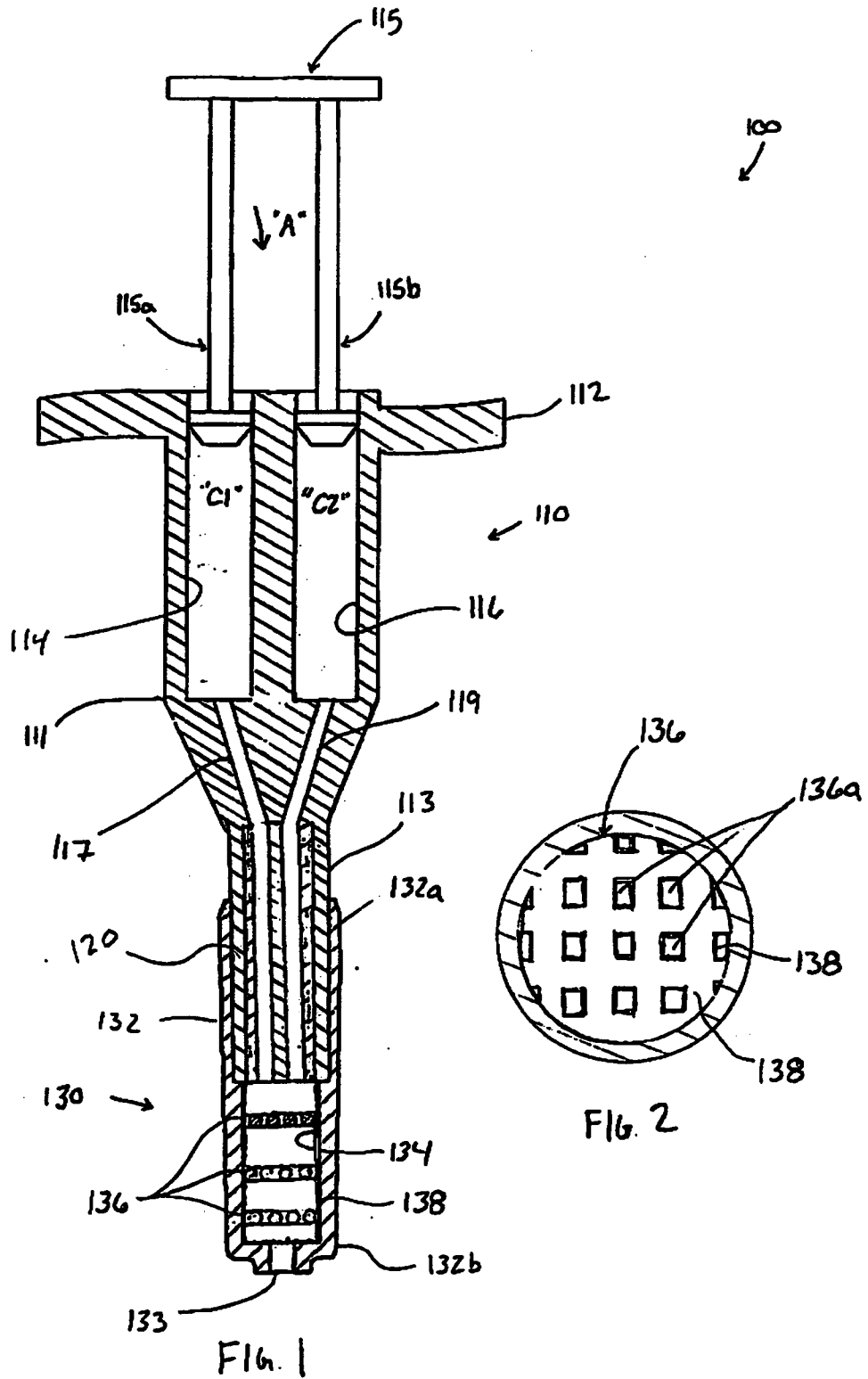
15 10. The process according to claim 9, wherein the polyol is selected from the group
consisting of polyethers, polyesters, polyether-esters, polyalkanols, and combinations thereof.

11. The process according to any one of claims 7 to 10, wherein the transition metal
catalyst is selected from copper, zinc, iron, aluminum, magnesium, and alloys thereof.

20 12. The process according to any one of claims 7 to 10, wherein the functional group of
the first precursor is an azide group and the functional group of the second precursor is an alkyne
group.

13. A medical device formed in accordance with the process of any one of claims 7 to 12, selected from the group consisting of wound closure devices, sealants, tissue-bulking devices, and adhesion barriers.

5



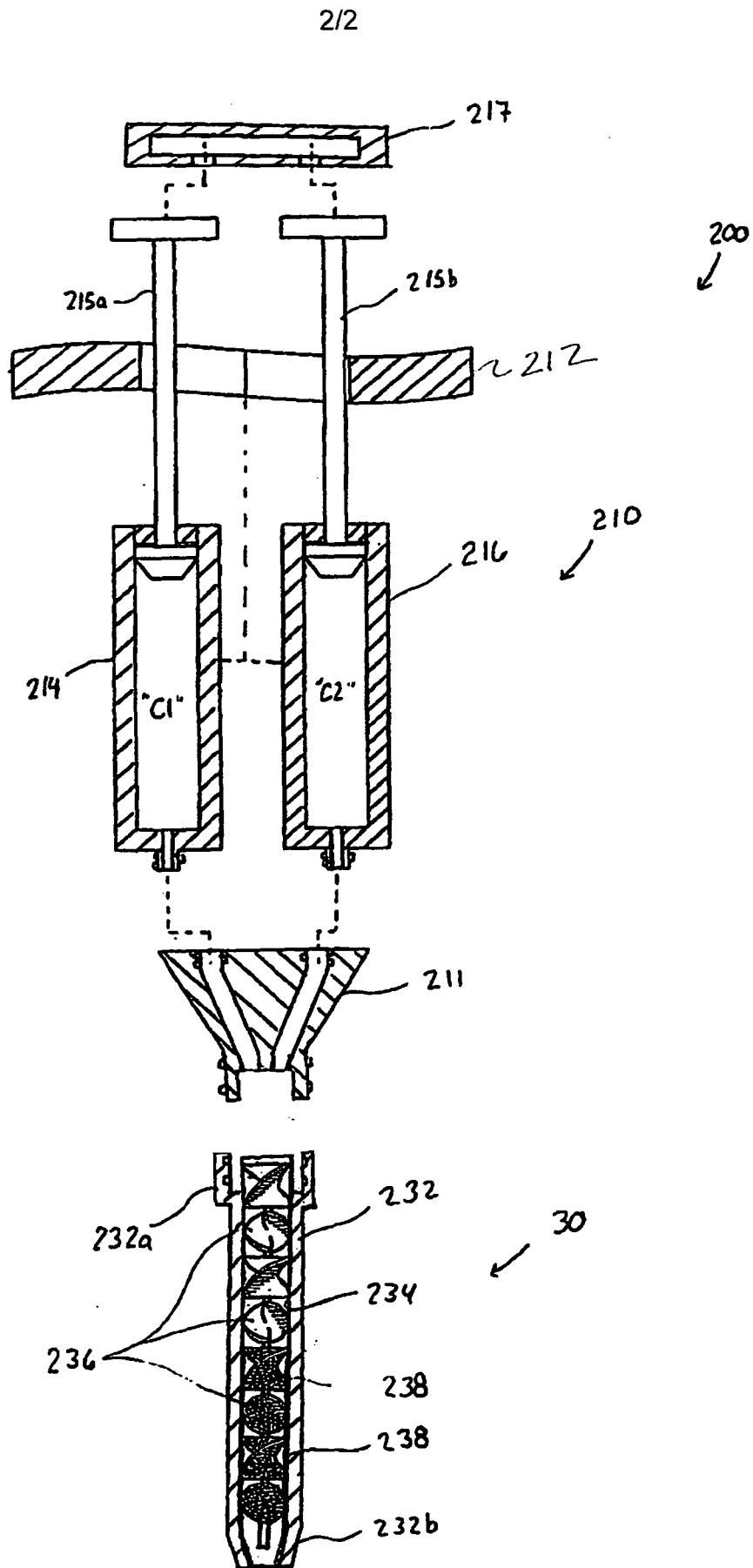


FIG. 3