United States Patent [19]

Ikeda

[11] **Des. 243,701**

[45]** **Mar. 15, 1977**

[54] **ELECTRONIC CALCULATING MACHINE**

[75] Inventor: **Matafumi Ikeda, Osaka, Japan**

[73] Assignee: **Sharp Kabushiki Kaisha**

[**] Term: **14 Years**

[21] Appl. No.: **600,441**

[22] Filed: **July 30, 1975**

[30] **Foreign Application Priority Data**

Jan. 31, 1975 Japan 50-4385

[51] **Int. Cl.** ..... **D18—01**

[52] **U.S. Cl.** **D64/118**

[58] **Field of Search** ..... D26/5 R, 5 C; D64/11 R, D64/11 A, 11 B, 11 C

[56] **References Cited**

U.S. PATENT DOCUMENTS

D. 228,291	9/1973	Maeda et al	D26/5 C
D. 229,065	11/1973	Maeda et al.	D26/5 C
D. 232,943	9/1974	Maeda	D26/5 C
D. 232,944	9/1974	Maeda	D26/5 C
D. 233,440	10/1974	Fossella et al.	D26/5 C

Primary Examiner—Wallace R. Burke
Assistant Examiner—Catherine Kemper
Attorney, Agent, or Firm—Paul D. Flehr

[57] **CLAIM**

The ornamental design for an electronic calculating machine, as shown and described.

DESCRIPTION

FIG. 1 is a front perspective view of an electronic calculating machine showing my new design;
FIG. 2 is a plan view thereof shown in a non-operative state;
FIG. 3 is a front elevational view thereof;
FIG. 4 is a right side elevational view thereof;
FIG. 5 is a left side elevational view thereof;
FIG. 6 is a rear elevational view thereof; and
FIG. 7 is a bottom view thereof.
The broken line disclosure of the display numerals in FIG. 1 is for illustrative purposes only and forms no part of the claimed design.





FIG.—1



FIG.—2



FIG.—3

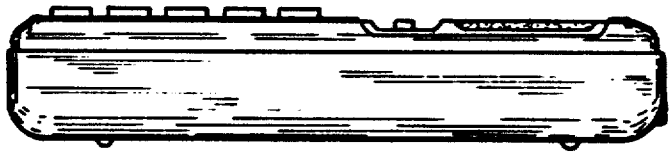

FIG.—4



FIG.—5



FIG.—6



FIG.—7